



**HAL**  
open science

# Effectiveness of clear-cuttings in non-fragmented pine forests in relation to EU regulations for the eradication of the pine wood nematode

Christelle Robinet, Philippe Castagnone-Sereno, Manuel Mota, Géraldine Roux, Corinne Sarniguet, Xavier Tassus, Hervé Jactel

## ► To cite this version:

Christelle Robinet, Philippe Castagnone-Sereno, Manuel Mota, Géraldine Roux, Corinne Sarniguet, et al.. Effectiveness of clear-cuttings in non-fragmented pine forests in relation to EU regulations for the eradication of the pine wood nematode. *Journal of Applied Ecology*, 2020, 57 (3), pp.460-466. 10.1111/1365-2664.13564 . hal-02542093

**HAL Id: hal-02542093**

**<https://hal.inrae.fr/hal-02542093v1>**

Submitted on 14 Apr 2020

**HAL** is a multi-disciplinary open access archive for the deposit and dissemination of scientific research documents, whether they are published or not. The documents may come from teaching and research institutions in France or abroad, or from public or private research centers.

L'archive ouverte pluridisciplinaire **HAL**, est destinée au dépôt et à la diffusion de documents scientifiques de niveau recherche, publiés ou non, émanant des établissements d'enseignement et de recherche français ou étrangers, des laboratoires publics ou privés.

# Postprint

Version définitive du manuscrit publié dans / Final version of the manuscript published in :  
Journal of Applied Ecology. 2020, 57(3), <https://doi.org/10.1111/1365-2664.13564>

1 Last version before publication (post peer review)

2

3 Robinet C, Castagnone-Sereno P, Mota M, Roux G, Sarniguet C, Tassus X, Jactel  
4 H (2020) Effectiveness of clear-cuttings in non-fragmented pine forests in  
5 relation with EU regulation for the eradication of the pine wood nematode.  
6 *Journal of Applied Ecology* (Policy directions), 57: 460-466.

7 DOI: 10.1111/1365-2664.13564

8

9 To retrieve the published version, please visit:

10 <https://besjournals.onlinelibrary.wiley.com/doi/full/10.1111/1365-2664.13564>

11

12 To obtain licensing terms and conditions for the use of any material, please visit:

13 <https://besjournals.onlinelibrary.wiley.com/journal/13652664>

## Effectiveness of clear-cuttings in non-fragmented pine forests

### in relation with EU regulations for the eradication of the pine wood nematode

Christelle Robinet<sup>1</sup>, Philippe Castagnone-Sereno<sup>2</sup>, Manuel Mota<sup>3</sup>, Géraldine Roux<sup>1,4</sup>, Corinne  
Sarniguet<sup>5</sup>, Xavier Tassus<sup>6</sup>, Hervé Jactel<sup>7</sup>

<sup>1</sup> INRAE, UR633 Zoologie Forestière, F-45075 Orléans, France

<sup>2</sup> INRAE, Université Côte d'Azur, CNRS, ISA, F-06903 Sophia Antipolis, France

<sup>3</sup> NemaLab-ICAAM, Universidade de Evora, Evora, P-7000-671, Portugal

<sup>4</sup> Université d'Orléans, COST, F-45067 Orléans, France

<sup>5</sup> ANSES, Nematology Unit, F-35653 Le Rheu, France

<sup>6</sup> ANSES, Expertise and Biological Risk Unit, F-49044 Angers, France

<sup>7</sup> INRAE, BIOGECO, F-33612 Cestas, France

\* Corresponding author: [christelle.robinet@inrae.fr](mailto:christelle.robinet@inrae.fr)

**Running title:** Effectiveness of clear-cuttings for pine wood nematode eradication

**Journal:** Journal of Applied Ecology

**Type of paper:** Policy Direction

## 39 Abstract

- 40 1. The invasive pine wood nematode (PWN), *Bursaphelenchus xylophilus*, is one of the most  
41 serious threats to pine forests across the world. Detected in Europe in 1999, it has largely  
42 spread despite containment measures.
- 43 2. Following the European Union regulations, the requested eradication measure is to fell,  
44 remove and dispose of all susceptible plants within a clear-cut zone (CCZ) of a radius of 500 m  
45 around any infected tree. This measure is controversial since its effectiveness is questioned.
- 46 3. An individual-based model, describing the dispersal of the nematode vector and the nematode  
47 transmission, was used to estimate the relationship between the radius and the effectiveness  
48 of the CCZ at eradicating the PWN.
- 49 4. Clear-cutting of a 500 m-radius is poorly effective in non-fragmented pine forests since it  
50 reduces the number of PWN transmissions by only 0.6 % - 11.5 %. To significantly reduce the  
51 number of transmissions, the radius should be between 14 and 38 km, which is obviously not  
52 technically nor ethically feasible.
- 53 5. *Policy implications.* Our results, based on model simulations at a fine spatial scale, prove that  
54 clear-cutting susceptible trees 500 m around any infested tree – as requested by EU regulation  
55 to eradicate the pine wood nematode – is not effective in large and continuous pine forests.  
56 Instead, strengthened surveillance and sanitation felling could be explored.

## 58 Résumé

- 59 1. Le nématode du pin (PWN), *Bursaphelenchus xylophilus*, est l'une des plus importantes  
60 espèces invasives menaçant les forêts de pins dans le monde. Après avoir été détecté en  
61 Europe en 1999, il s'est rapidement propagé au Portugal puis en Espagne, malgré les mesures  
62 mises en place pour le contenir.
- 63 2. Selon la réglementation de l'Union Européenne, la mesure relative à l'éradication consiste à  
64 abattre, retirer et éliminer tous les végétaux sensibles dans une zone de coupe à blanc (CCZ)  
65 d'un rayon de 500 m autour de tout arbre infecté par le PWN. Cette mesure est controversée  
66 car son efficacité est incertaine.
- 67 3. Un modèle individu-centré, décrivant la dispersion de l'insecte vecteur ainsi que la  
68 transmission du PWN, a été utilisé pour estimer la relation entre le rayon de la coupe à blanc  
69 et son efficacité à éradiquer le PWN.

- 70 4. Une coupe à blanc d'un rayon de 500 m est très peu efficace dans une forêt de pins non  
71 fragmentée car elle ne peut réduire le nombre de transmissions du PWN que de 0.6% à 11.5  
72 %. Pour réduire de manière significative ce nombre de transmissions, le rayon devrait être de  
73 14 à 38 km, ce qui n'est de façon évidente pas envisageable d'un point de vue technique ou  
74 éthique.
- 75 5. *Implications politiques.* Nos résultats, issus de simulations conduites à une échelle spatiale  
76 fine, prouvent que la coupe des végétaux sensibles dans un rayon de 500 m autour de tout  
77 arbre infecté – comme demandée par la réglementation de l'Union Européenne pour  
78 éradiquer le nématode du pin – n'est pas efficace dans les grandes forêts de pins non  
79 fragmentées. À la place, le renforcement de la surveillance et des coupes sanitaires ciblées  
80 devraient être envisagé.

81  
82

## 83 **Keywords**

84 Biological invasion; *Bursaphelenchus xylophilus*; clear-cut; dispersal; emergency plan; eradication;  
85 Europe; *Monochamus galloprovincialis*

86

## 87 INTRODUCTION

88 The pine wood nematode (PWN), *Bursaphelenchus xylophilus* (Steiner & Buhrer, 1934) Nickle 1970, is  
89 one of the most serious threats to pine forests across the world as it can kill a tree within a few weeks  
90 (Webster, & Mota, 2008). Native to North America, it has then spread to Japan, China, Korea, Portugal,  
91 and Spain (Zhao et al., 2008; Robertson et al., 2011). The PWN requires an insect vector to disperse  
92 and be transmitted from one susceptible tree to another. The vector is a cerambycid beetle from the  
93 *Monochamus* genus. In Europe, *M. galloprovincialis* is the only known species to carry the PWN (Sousa  
94 et al., 2002). Besides, the PWN can spread at long distance with the transportation of infected wood  
95 products. In Portugal, the PWN has locally spread at 5.3 km/year on average (De la Fuente et al., 2018)  
96 but it can propagate further through human-assisted dispersal (on average at 150 km; Robinet et al.  
97 2011).

98 The detection and eradication of infected trees is complex because of a latency period  
99 between nematode inoculation and apparition of wilting symptoms. Consequently, infected trees  
100 could be asymptomatic during a given period (Futai, 2003). To prevent the spread of the PWN in  
101 Europe, the EU regulation (Implementing Decision 2012/535/EU) requires the Member States to  
102 implement emergency measures. They consist of annual surveys for PWN detection, an eradication  
103 measure to eliminate the nematode where it is present, and a containment measure to prevent a  
104 further spread of the nematode where it cannot be eradicated. The requested eradication measure is  
105 to fell, remove and dispose of all susceptible trees within an area, called clear-cut zone (CCZ), of a  
106 minimum radius of 500 m (that may be reduced to 100 m subject to derogations) around any PWN-  
107 infected tree. This measure is controversial because it is expensive, difficult to implement in dense  
108 forests, and its effectiveness is questioned. Indeed, removing host trees within a radius below 30 km  
109 could not stop the spread in Portugal (De la Fuente et al., 2018). Assessing the relationship between  
110 the size and the effectiveness of CCZ at the landscape scale based on the latest knowledge about the  
111 flight capability and behavior of the insect vector is therefore a crucial step to improve the PWN  
112 management.

113 The effectiveness of clear-cuttings depends not only on the dispersal capacities of the insect  
114 vector, but also on the purpose of their application (Jactel et al., 2015). These clear-cuttings could be  
115 done:

- 116 - to prevent the dispersal of infected vectors the following year in case that some of them  
117 remain after the removal of the infected pines (scenario 1, “preventive action”; Fig. 1a), or

- 118 - to eliminate host trees potentially infected in the same year (scenario 2, “curative action”;  
119 Fig. 1b).

120 In both cases, we assume that the detection is done at the end or after the vector flight season, and  
121 clear-cuttings are done before the flight of the following generation (before the following spring) as  
122 imposed by the EU.

123 In scenario 1, we distinguish two sub-cases: the clear-cut zone has no effect on the dispersal  
124 behavior (scenario 1-1, “strategy of non-avoidance of the CCZ”; Fig. 2a) or the beetle tends to exit the  
125 CCZ and not enter it again (scenario 1-2, “strategy of avoidance of the CCZ”; Fig. 2b) because  
126 *Monochamus* beetles are known to be attracted by visual and chemical cues emitted by host pines  
127 (Giffard et al., 2017). In scenario 2, because the clear-cutting occurs after the beetles have dispersed,  
128 CCZ cannot affect the past dispersal behavior of the insect vector. In all the cases, we assume that all  
129 the products resulting from the clear-cuttings (e.g., stems and branches) are removed or chipped.

130 In this study, we tested the effect of CCZ radius on the effectiveness of eradication under the  
131 three above-mentioned scenarios. For this purpose, we modified a process-based model that describes  
132 the dispersal of *M. galloprovincialis* at a fine scale (Robinet et al., 2019) to include the transmission of  
133 PWN to healthy trees. We simulated both dispersal and transmission processes in a non-fragmented  
134 pine forest, and applied theoretical clear-cuts of various radii to estimate the resulting proportion of  
135 PWN transmissions avoided.

## 137 MATERIALS AND METHODS

### 139 *Vector dispersal*

140 We simulated the flight dispersal of the vector along its adult life span (120 days) using the individual-  
141 based model developed by Robinet et al. (2019). The dispersal distance was randomly chosen  
142 according to a negative exponential kernel. Then, the flight direction was set up to depend on beetle’s  
143 behavior and the scenario considered (Fig. 2; see Appendix S1 in Supporting Information). In scenarios  
144 1-1 and 1-2, if the repeated flights did not allow escaping the CCZ, we counted the number of days the  
145 beetle would remain inside the CCZ. We assumed that beetles would die there after 12 days  
146 (parameter  $s$  in Table 1) as they cannot survive such a long starvation period (Sánchez-Husillos et al.,  
147 2013).

148 We assumed that pine forest landscape was not fragmented (e.g., pines were present everywhere,  
149 except in the CCZ).

## 151 ***PWN transmission***

152 At each stop between two successive flights, we assumed that infected beetles could potentially  
153 transmit the PWN while feeding on fresh pine shoots of healthy trees. The insect vector tends to  
154 transmit nematodes very frequently 1-6 weeks after its emergence, transmissions then decrease  
155 rapidly, reaching nearly 0 from the 9<sup>th</sup>-12<sup>th</sup> week (Naves et al., 2007a). In our simulations, we  
156 considered that transmission is possible only on days 1-77 (with a gap from day 64 to 70) to cope with  
157 the experimental results of Naves et al. (2007a). PWN transmission can also be done, to a lesser extent,  
158 when females lay eggs on decaying trees (Naves et al. 2007b). The first egg can be deposited 20 days  
159 after insect emergence and oviposition can last about 30-44 days (Naves et al. 2006), with a probability  
160 of 0.37 to transmit the nematode at this occasion (Naves et al. 2007b). In the simulations, we assumed  
161 that 50% of individuals were females, which could lay eggs from day 20 to day 53 (i.e., for 34 days). For  
162 each day of egg-laying, we chose at random whether the PWN was transmitted by the female,  
163 following a binomial law Bin ( $p=0.37$ ).

## 165 ***Effectiveness of clear-cutting***

166 We supposed that 100 infected beetles were initially present, able to disperse and transmit PWN. We  
167 tested the effects of clear-cutting trees on the PWN transmission for a CCZ with a radius varying from  
168 0 to 40,000 m with an increment of 500 m and we additionally tested 100 m. Since the individual-based  
169 model is stochastic, 100 replications were done for each scenario and each radius value. The number  
170 of dispersing beetles is arbitrary in this study, but in reality it depends on local vector abundance.  
171 Additional simulations have shown that considering 100 beetles provide a representative outcome  
172 (see Appendix S2). In case that the number of beetles is lower (e.g., 10), unless conducting a higher  
173 number of replicates, stochasticity will increase and results will be more variable.

174 To determine the effectiveness of clear-cutting, we calculated the number of PWN transmissions  
175 outside the CCZ (number of times the beetles stopped and inoculated nematodes). Then, we calculated  
176 the relative number of transmissions, which was defined as the number of transmissions obtained for  
177 a given CCZ radius divided by the number of transmissions without CCZ (radius of 0 m). We considered  
178 a CCZ successful at eradicating PWN when the relative number of transmissions was below 0.001



179 (0.1%). We estimated the size of CCZ radius allowing to reach this threshold value, and its confidence  
180 interval (at 99%) using the 100 replicates (Fig. 3). Simulations and calculations were done in R (R Core  
181 Team, 2015; Robinet & Jactel, 2019) and the list of parameters is given in Table 1.

## 183 RESULTS

184 The CCZ radius (and confidence interval, CI) required to obtain a relative value of nematode  
185 transmission of 0.001 (0.1%) was of (Fig. 4; see Robinet & Jactel 2019 for videos of the simulations):

- 186 • 14 km (CI = 14 – 15.5 km) in scenario 1-1 (preventive action; no CCZ avoidance),
- 187 • 17.5 km (CI = 16.5 – 19 km) in scenario 1-2 (preventive action; CCZ avoidance),
- 188 • 38 km (CI = 36.5 – 39.5 km) in scenario 2 (curative action).

189 Consequently, to reduce significantly the number of PWN transmissions outside the CCZ, clear-cutting  
190 should cover from ca. 60,000 to 450,000 ha, according to the scenarios. A radius of only 500 m would  
191 reduce the number of transmissions outside the CCZ by only 0.6 % in scenario 2, 9.4% in scenario 1-2  
192 and 11.5 % in scenario 1-1.

## 194 DISCUSSION

### 196 Effectiveness of clear-cuttings

197 This study shows that the eradication measure requesting to cut, remove and dispose of all susceptible  
198 host trees within a radius of 500 m from infected trees is not effective to eradicate a PWN infection  
199 spot in non-fragmented pine forests. Clear-cuttings over larger radii (14 – 38 km) would be necessary  
200 but obviously not practically and ethically feasible. This result is in agreement with De la Fuente et al.  
201 (2018) who estimated that a clear-cutting wider than 30 km was necessary to stop PWN spread. They  
202 fit their model on the observed spread at the scale of Portugal, but this spread was not only the result  
203 of the vector dispersal but also of possible human-assisted dispersal via wood transport, and obviously,  
204 of the effects of control measures. Our study refines the estimate as we actually describe the dispersal  
205 mechanism at a finer spatial scale, taking into account the dispersal capacity of the vector at immature  
206 and mature stages, and its ability to transmit nematodes over time. Despite differences in both  
207 methods, they provide very similar results and the conclusion is strengthened.

208

## 209 **Important factors to consider**

210 Our study points out that the objective of the eradication method is important. To prevent further  
211 dispersal of insect vectors (scenario 1), effectiveness of clear-cuttings is roughly the same whatever  
212 the insect behavior is (i.e., avoiding or not to fly through the CCZ). However, if some asymptomatic  
213 pines were not detected (scenario 2), the CCZ may not be correctly centered on the insect vector  
214 source. In the worst case, the detected pine could be on the periphery on the infected area, and to  
215 remove all infected pines, the radius should be twice as large as the radius of a CCZ centered on the  
216 source. It is thus consistent that the recommended radius in scenario 2 is approximately twice the  
217 radius in scenario 1 (38 km *versus*  $2 \times 17.5=35$  km).

218 This modelling study also shows that two important processes should be considered: 1) PWN  
219 transmission and 2) insect flight capability and behavior.

220 1) Regarding the PWN transmission process, many questions remained unanswered. It is unclear which  
221 PWN-load is carried and transmitted by the insect vector along its life span, what are the effects of  
222 PWN-load on insect flight capability and behavior, and which concentration of PWN is needed for a  
223 pine to show wilt symptoms. This study provides a solid baseline to test the effectiveness of clear-  
224 cuttings in various configurations as soon as these processes are better understood.

225 2) Regarding insect flight activity, there are still gaps in this knowledge as well, even if the insect  
226 dispersal has been thoroughly studied in the last years (David et al., 2014; Torres-Vila et al., 2015).  
227 Etxebeste et al. (2016) performed mark-and-recapture experiments in continuous vs. fragmented pine  
228 forests and found that insects could disperse far further in fragmented landscapes (up to 5,300 m vs.  
229 720 m). However, habitat fragmentation could instead increase the success of eradication, as has been  
230 shown with gypsy moth (Barron et al., 2019). Therefore, we need further data and model development  
231 to describe the dispersal behavior of *M. galloprovincialis* adults in heterogeneous landscapes. Since  
232 clear-cuttings are poorly effective in non-fragmented pine forests, other eradication approaches  
233 should thus be investigated. Favoring the vector mortality by bird predation (De la Fuente & Beck,  
234 2019) or mass-trapping (Jactel et al. 2015, 2019) would have insufficient effect to successfully control  
235 the nematode. Hereafter, we discuss more promising alternative methods.

236

## 237 **Alternative methods**

238 Labor and financial costs saved if clear-cuttings were not implemented could be reallocated to a more  
239 intense surveillance of insect vectors and pine trees to detect the presence of PWN. Firstly, a higher  
240 number of traps could be installed in areas at risk and the insects caught in the traps could be checked  
241 for the absence of PWN with DNA methods. Secondly, host trees could be more extensively surveyed  
242 by visual detection from the ground and/or with remote sensing techniques (e.g., Unmanned Aerial  
243 Vehicles or satellite images) with a special effort in areas at risk (e.g., in decaying pine forests, logging  
244 sites, wood-processing yards...). Indeed, early detection has proved to be the best approach to increase  
245 the probability to eradicate invasive species rather than to eradicate them when already largely  
246 established (Liebhold et al., 2016).

247 Once the PWN is detected in a forest stand, sanitation felling of symptomatic trees (Waring and O'Hara,  
248 2005) could be applied. With this method, contrary to the clear-cutting, only decaying trees will be  
249 removed, one by one, so as to slow the development of the epidemics. This method is currently being  
250 tested in Portugal. Field surveillance and lab work (to confirm the presence of the PWN) would be  
251 more demanding, but it is the counterpart for safeguarding uninfected trees. In Korea, small clear-  
252 cuttings (radius of 10-50 m) appeared effective when combined with preventive nematicide-injection  
253 in the surrounding pine forests (Kwon et al., 2011).

254 For trees with high heritage value (e.g., urban trees) or for trees located close to risk areas (e.g., ports  
255 and sawmills), the solution could be to inject nematicide into the trunk (e.g., emamectin benzoate ;  
256 Sousa et al., 2013) or to use biological control agents such as the fungus *Esteya vermicola*, a method  
257 currently being tested with some success (Chang, pers. comm.). However, their implementation  
258 requires tedious tree by tree manual operations, which have to be repeated regularly, and this may  
259 result in phytotoxicity (e.g. by emamectin benzoate, Kuroda & Kenmochi, 2016).

## 261 CONCLUSIONS

262 This study clearly demonstrates that the method of clear-cutting over radii of a few hundred meters is  
263 not relevant to eradicate the invasive PWN, at least in large non-fragmented pine forests. By  
264 quantifying the relationship between radius and effectiveness of clear-cut zones, we provide support  
265 to the new recommendations of the EPPO standard (EPPO 2018), reducing the clear-cut radius to a  
266 minimum (e.g., 50 – 100 m) and re-enforcing the surveillance efforts.

## 268 AUTHORS' CONTRIBUTIONS

# Postprint

Version définitive du manuscrit publié dans / Final version of the manuscript published in :  
Journal of Applied Ecology. 2020, 57(3), <https://doi.org/10.1111/1365-2664.13564>

269 All authors conceived the idea in a working group, corrected and approved the article. CR made the  
270 modelling part and wrote the article. CR and HJ interacted to design relevant simulations. All authors  
271 gave final approval for publication.

## 274 **ACKNOWLEDGMENTS**

275 We gratefully acknowledge support for this work from ANSES (French Agency for Food, Environmental  
276 and Occupational Health & Safety), from the EU project REPHRAME KBBE.2010.1.4-09 (FP7 Project)  
277 and from the EU project HOMED (H2020, grant agreement No 771271).

## 279 **DATA Availability statement**

280 R script available via zenodo at <https://doi.org/10.5281/zenodo.3387267> (Robinet & Jactel, 2019).

## 281 REFERENCES

- 282 Barron, M.C., Liebhold, A.M., Kean, J.M., Richardson, B., Brockerhoff, E.G. (2019) Habitat  
283 fragmentation and eradication of invading insect herbivores. *Journal of Applied Ecology* (in  
284 press). DOI: 10.1111/1365-2664.13554
- 285 David, G., Giffard, B., Piou, D. & Jactel, H. (2014) Dispersal capacity of *Monochamus galloprovincialis*,  
286 the European vector of the pine wood nematode, on flight mills. *Journal of Applied*  
287 *Entomology*, **138**, 566-576.
- 288 De la Fuente, B., Saura, S. & Beck, P.S.A. (2018) Predicting the spread of an invasive tree pest: the  
289 PWN in Southern Europe. *Journal of Applied Ecology*, **55**, 2374–2385.
- 290 De la Fuente, B. & Beck, S.A. (2019) Management measures to control pine wood nematode spread  
291 in Europe. *Journal of Applied Ecology*, **56**, 2577-2580.
- 292 EPPO (2018) PM 9/1 (6) *Bursaphelenchus xylophilus* and its vectors: procedures for official control.  
293 *Bulletin OEPP/EPPO Bulletin*, **48**, 503-515.
- 294 Etxebeste, I., Sánchez-Husillos, E., Álvarez, G., Mas, I., Gisbert, H. & Pajares, J. (2016) Dispersal of  
295 *Monochamus galloprovincialis* (Col.: Cerambycidae) as recorded by mark-release-recapture  
296 using pheromone traps. *Journal of Applied Entomology*, **140**, 485-499.
- 297 Futai, K. (2003) Role of asymptomatic carrier trees in epidemic spread of pine wilt disease. *Journal of*  
298 *Forestry Research*, **8**, 253-260.
- 299 Giffard, B., David, G., Joubard, B., Piou, D. & Jactel, H. (2017) How do sex and sexual maturation  
300 influence the response of *Monochamus galloprovincialis* to host odours? *Journal of Applied*  
301 *Entomology*, **141**, 551-560.
- 302 Jactel, H., Castagnone, P., Mota, M., Piou, D., Robinet, C., Roux, G. & Sarniguet, C. (2015) Evaluation  
303 of emergency measures to prevent the spread of the PWN within the European Union. ANSES  
304 opinion Collective Expert Appraisal Report. Available at:  
305 <https://www.anses.fr/fr/system/files/SVEG2014SA0103RaEN.pdf>
- 306 Jactel, H., Bonifacio, L., van Halder, I., Vétillard, F., Robinet, C. & David, G. (2019) A novel, easy  
307 method for estimating pheromone trap attraction range – Application to the pine sawyer  
308 beetle, *Monochamus galloprovincialis*. *Agricultural and Forest Entomology*, **21**, 8-14.

- 309 Kuroda, K. & Kenmochi, A. (2016) Risk of killing uninfected pine trees by the repeated trunk-injection  
310 of nematicides to prevent pine wilt. Proceedings of the Pine Wilt Disease International  
311 Symposium (2016 IUFRO Working Party 7.02.10), Seoul, Korea, pp. 101.
- 312 Kwon, T.S., Shin, J.H., Lim, J.H., Kim, Y.K. & Lee, E.J. (2011) Management of pine wilt disease in Korea  
313 through preventative silvicultural control. *Forest Ecology and Management*, **261**, 562-569.
- 314 Liebhold, A. M., Berec, L., Brockerhoff, E. G., Epanchin-Niell, R. S., Hastings, A., Herms, D. A., Kean,  
315 J.M., McCullough, D.G, Suckling D.M., Tobin, P.C. & Yamanaka, T. (2016). Eradication of  
316 invading insect populations: from concepts to applications. *Annual Review of Entomology*, **61**,  
317 335-352.
- 318 Naves, P., de Sousa, E. & Quartau, J.A. (2006) Reproductive traits of *Monochamus galloprovincialis*  
319 (Coleoptera : Cerambycidae) under laboratory conditions. *Bulletin of Entomological Research*,  
320 **96**, 289-294.
- 321 Naves, P.M., Camacho, S., de Sousa, E.M. & Quartau, J.A. (2007a) Transmission of the PWN  
322 *Bursaphelenchus xylophilus* through feeding activity of *Monochamus galloprovincialis* (Col.,  
323 Cerambycidae). *Journal of Applied Entomology*, **131**, 21-25.
- 324 Naves, P.M., Camacho, S., de Sousa, E. & Quartau, J.A. (2007b) Transmission of the PWN  
325 *Bursaphelenchus xylophilus* through oviposition activity of *Monochamus galloprovincialis*  
326 (Coleoptera: Cerambycidae). *Entomologica Fennica*, **18**, 193-198.
- 327 R Core Team (2015) R: A language and environment for statistical computing. R Foundation for  
328 Statistical Computing, Vienna, Austria. URL <http://www.R-project.org/>.
- 329 Robertson, L., Cobacho Arcos, S., Escuer, M., Santiago Merino, R., Esparrago, G., Abelleira, A. &  
330 Navas, A. (2011) Incidence of the pinewood nematode *Bursaphelenchus xylophilus* Steiner &  
331 Buhner, 1934 (Nickle, 1970) in Spain. *Nematology*, **13**, 755–757.
- 332 Robinet, C., Van Opstal, N., Baker, R., Roques, A. (2011) Applying a spread model to identify the entry  
333 points from which the pine wood nematode, the vector of the pine wilt disease, would spread  
334 most rapidly across Europe. *Biological Invasions*, **13**, 2981-2995.
- 335 Robinet, C. & Jactel, H. (2019) Simulating the effectiveness of clear-cuttings to eradicate the pine  
336 wood nematode: R script and videos. DOI:10.5281/zenodo.3387267  
337 <https://zenodo.org/record/3387267>

- 338 Robinet, C., David, G. & Jactel, H. (2019). Modeling the distances traveled by flying insects based on  
339 the combination of flight mill and mark-release-recapture experiments. *Ecological Modelling*,  
340 **402**, 85-92.
- 341 Sánchez-Husillos, E., Etxebeste, I., Álvarez-Baz, G. & Pajares, J. (2013). Physiological development of  
342 *Monochamus galloprovincialis* immature adults through shoot feeding. In: Schröder, T. (ed.),  
343 Pine Wilt Disease Conference 2013, pp. 26-27, Braunschweig, ISSN: 1866-590X
- 344 Sousa, E., Naves, P., Bonifácio, L., Bravo, M.A., Penas, A.C., Pires, J. & Serrão, M. (2002) Preliminary  
345 survey for insects associated with *Bursaphelenchus xylophilus* in Portugal. *Bulletin OEPP/EPPO*  
346 *Bulletin*, **32**, 499-502.
- 347 Sousa, E., Naves, P. & Vieira, M. (2013). Prevention of pine wilt disease induced by *Bursaphelenchus*  
348 *xylophilus* and *Monochamus galloprovincialis* by trunk injection of emamectin benzoate.  
349 *Phytoparasitica*, **41**, 143-148.
- 350 Torres-Vila, L.M., Zugasti C., De-Juan, J.M., Oliva, M.J., Montero, C., Mendiola, F.J., Conejo, Y.,  
351 Sanchez, A., Fernandez, F., Ponce, F. & Espárrago, G. (2015) Mark-recapture of *Monochamus*  
352 *galloprovincialis* with semiochemical-baited traps: population density, attraction distance,  
353 flight behaviour and mass trapping efficiency. *Forestry*, **88**, 224-236.
- 354 Waring, K.M. & O'Hara, K.L. (2005). Silvicultural strategies in forest ecosystems affected by  
355 introduced pests. *Forest Ecology and Management*, **209**, 27-41.
- 356 Webster, J. & Mota, M. (2008) Pine wilt disease: global issues, trade and economic impact. In: Pine  
357 wilt disease: a worldwide threat to forest ecosystems. Eds: Manuel M Mota & Paulo Vieira.  
358 Springer.
- 359 Zhao, B.B., Futai, K., Sutherland, J.R., Takeuchi, Y. (2008) Pine Wilt Disease. Springer, pp. 459.

360  
361  
362  
363

## TABLES

**Table 1.** Parameters used in the model to simulate dispersal (see Robinet et al. 2019 for details) and the effects of the clear-cut zone.

Parameter	Definition	Values
$\alpha$	Mean daily dispersal distance (in meters)	2000
$\delta$	Delay response time (in days)	0
$\beta$	Rest between two flights (in days)	1
$n$	Number of beetles released	100
$l$	Adult longevity (in days since adult emergence)	120
$m$	Maturation age (in days since adult emergence)	20
$p_{fm}$	Daily probability of flying for mature beetles	0.61
$p_{fi}$	Daily probability of flying for immature beetles	0.45
$s$	Number of days a beetle can stay without feeding	12
$R$	Radius of the clear-cut zone (in meters)	0 – 40000

364



## FIGURE LEGENDS

**Figure 1:** Illustration of the two objectives of clear-cutting for pine wood nematode eradication. (a) In scenario 1, the clear-cut is done preventively to avoid the dispersal of remaining infected insects to neighbouring host trees. (b) In scenario 2, the clear-cut is done to remove overlooked, asymptomatic trees.

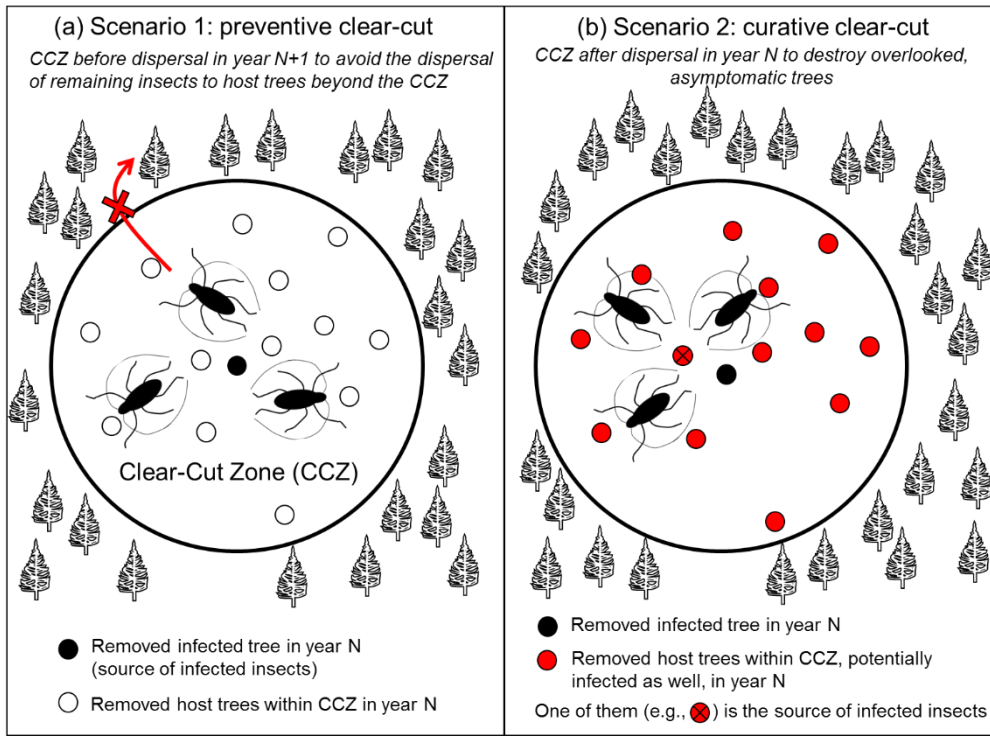
**Figure 2:** Illustration of the effects of the clear-cut zone (CCZ) on the dispersal behaviour of insect vectors in scenario 1. In scenario 1-1, *Monochamus galloprovincialis* beetles do not avoid the CCZ (a), while they try to exit the CCZ and not enter it again in scenario 1-2 (b). The authorised angles when flying are represented in grey area,  $R$  indicates the CCZ radius ( $R$ ) and  $r$  the dispersal distance.

**Figure 3:** Calculation of the confidence interval for the recommended radius. The relative number of transmissions of the PWN decreases with the clear-cut zone (CCZ) radius.  $C_2$  gives the radius to reduce the number of PWN transmission by 99.9% on average and  $[C_1, C_3]$  gives the confidence interval of the CCZ radius to ensure that the number of PWN number is reduced by 99.9% at the 99% confidence level.

**Figure 4:** Effectiveness of the clear-cutting according to scenario 1-1 (preventive action and avoidance strategy), scenario 1-2 (preventive action and non-avoidance strategy), and scenario 2 (curative action) with increasing radius of the clear-cut zone (CCZ). The mean and 99% confidence interval of the relative number of transmission outside the CCZ are represented for the three scenarios (note that the confidence interval is almost not visible for scenarios 1-1 and 1-2 because very narrow). The vertical dotted grey line indicates the radius of 500 m requested by the European Union regulation.

392

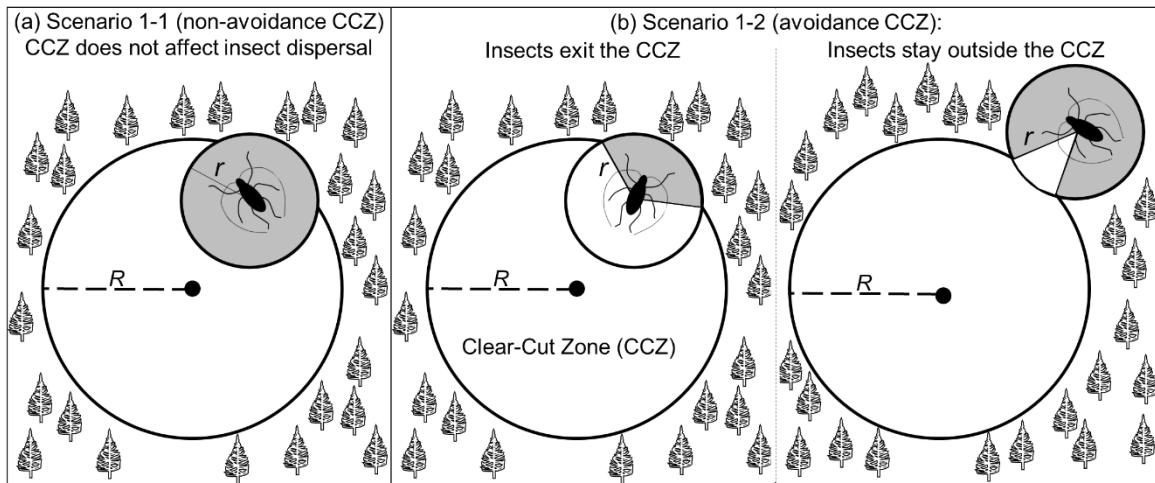
**Figure 1.**



393

394

**Figure 2.**



395

396

397

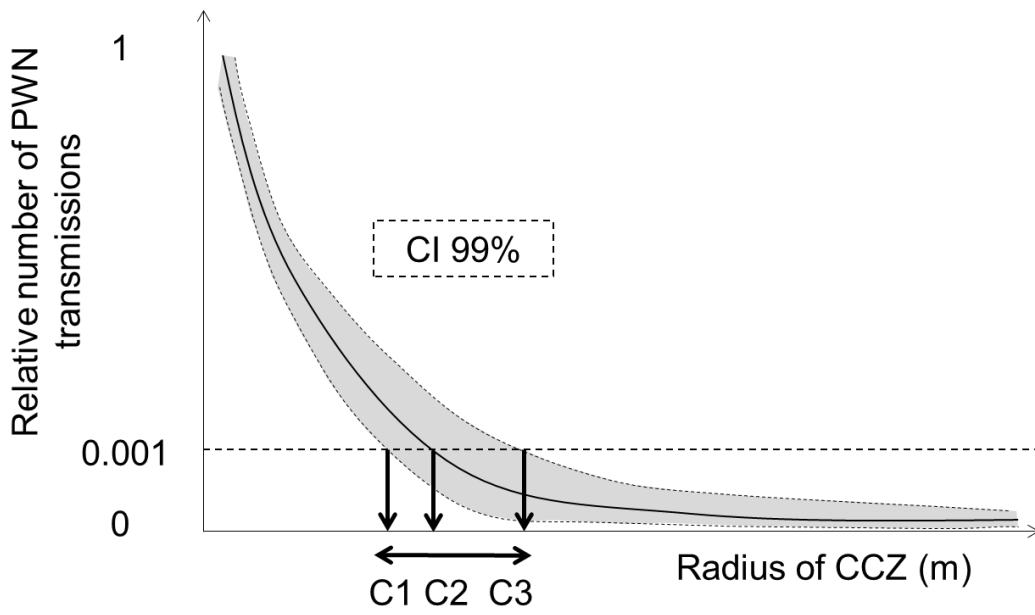
398

399

400

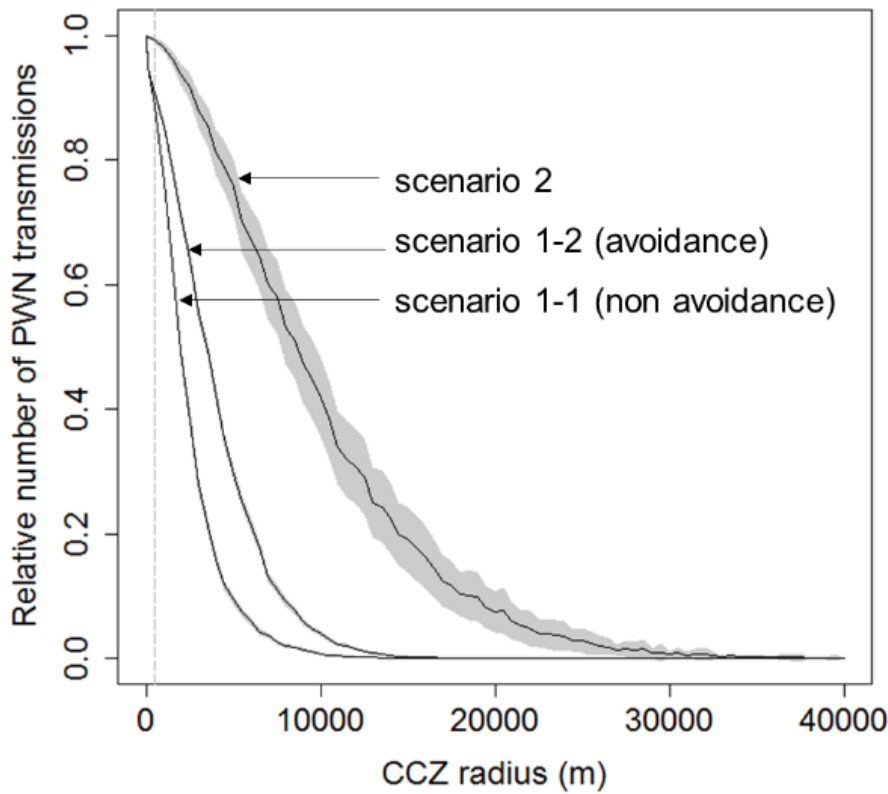
Manuscrit d'auteur / Author Manuscript

401 **Figure 3.**



402  
403  
404  
Manuscrit d'auteur / Author Manuscript

404 **Figure 4.**



405  
Manuscrit d'auteur / Author Manuscript