



HAL
open science

Wastewater Treatment Technologies: Applicability and limitations in LCA for constructed wetlands systems: using vertical reed bed filters

Eva Risch, Catherine Boutin, P. Roux, Sylvie Gillot, A. Heduit

► **To cite this version:**

Eva Risch, Catherine Boutin, P. Roux, Sylvie Gillot, A. Heduit. Wastewater Treatment Technologies: Applicability and limitations in LCA for constructed wetlands systems: using vertical reed bed filters. Life Cycle Management Conference, Aug 2011, Berlin, Germany. pp.20. hal-02595851

HAL Id: hal-02595851

<https://hal.inrae.fr/hal-02595851>

Submitted on 26 May 2021

HAL is a multi-disciplinary open access archive for the deposit and dissemination of scientific research documents, whether they are published or not. The documents may come from teaching and research institutions in France or abroad, or from public or private research centers.

L'archive ouverte pluridisciplinaire **HAL**, est destinée au dépôt et à la diffusion de documents scientifiques de niveau recherche, publiés ou non, émanant des établissements d'enseignement et de recherche français ou étrangers, des laboratoires publics ou privés.



LCM 2011

August 28–31, 2011, the dahlem cube, Berlin

Wastewater treatment technologies

Applicability & Limitations in LCA for constructed wetland systems: Using vertical reed bed filters

Eva Risch, Catherine Boutin, Philippe Roux, Sylvie Gillot, and Alain Héduit



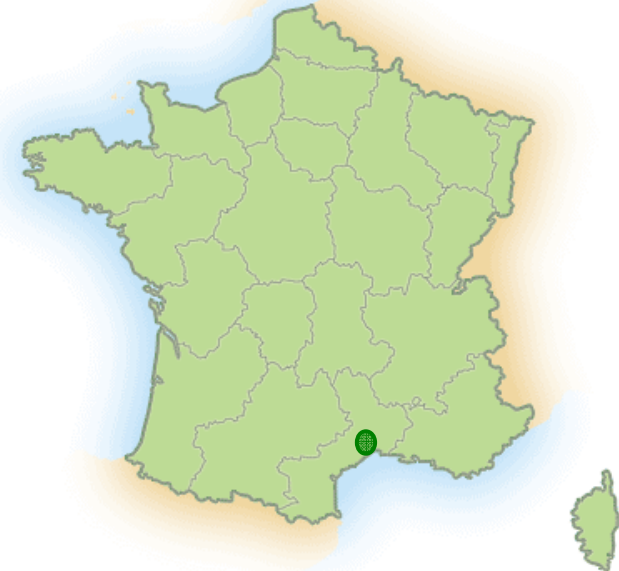
ELSA-LCA Environmental Lifecycle and Sustainability Assessment

ELSA research group

<http://www.elsa-lca.org>

Regional platform

- Area of Montpellier, France
- 5 French research institutes and universities
- 26 members (professors & associate researchers, PhD students).



Fields of competence

- Environmental & Social LCA
- Industrial Ecology
- Agro-bioprocesses : bioenergy, solid & liquid waste treatment, crop production, tropical production.

Introduction



- Challenges of LCA for WWTPs
 - Calculate the systems' environmental impacts
 - ⇒ **LCI** of all air, water & soil emissions
 - ⇒ Balance inputs and outputs of treatment plants

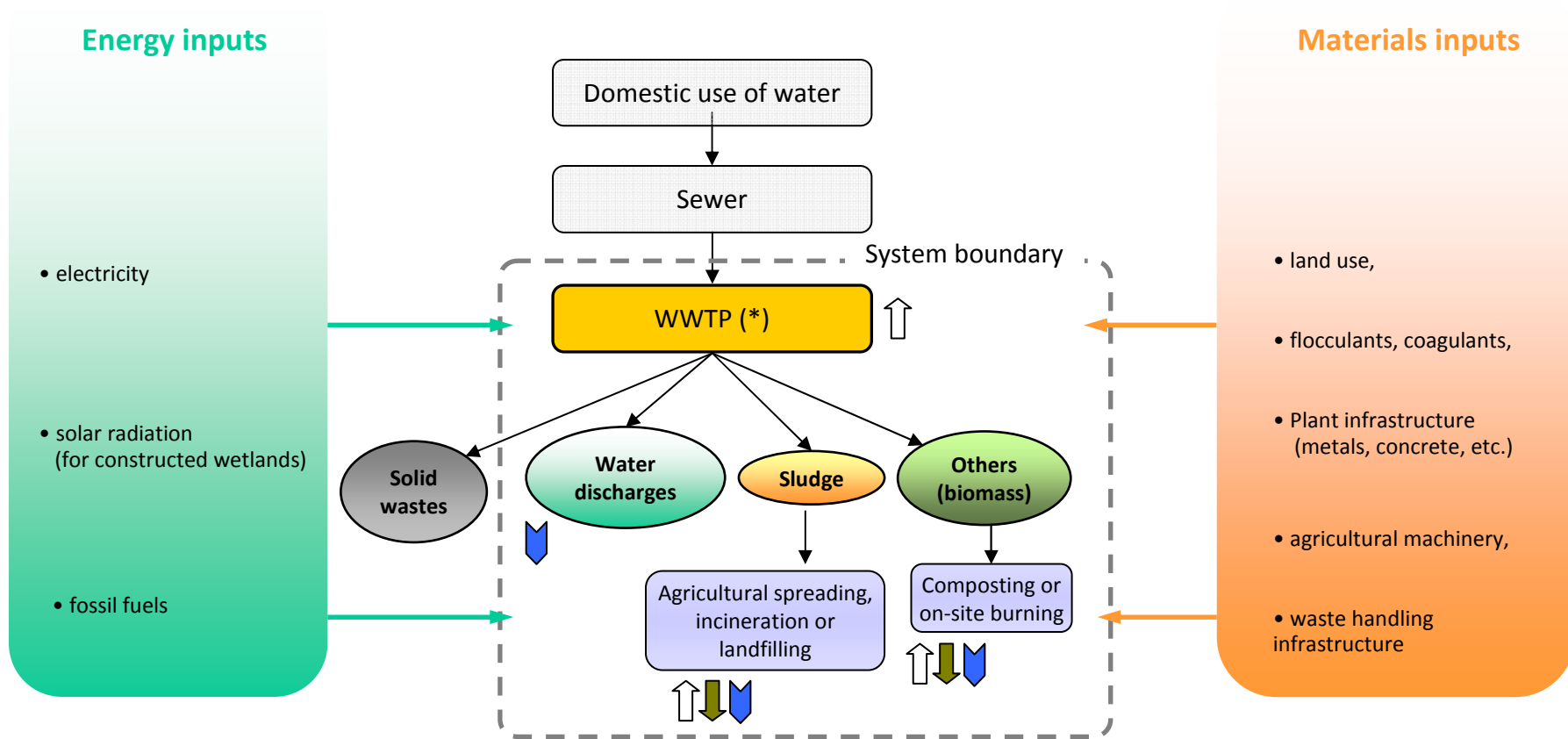


- Which system has the 'lowest' impacts?
 - ⇒ Applying a comparative LCA



Goal & scope

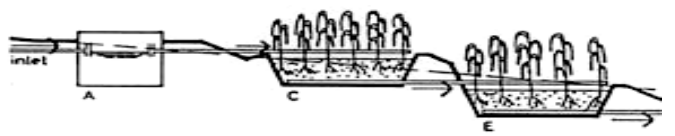
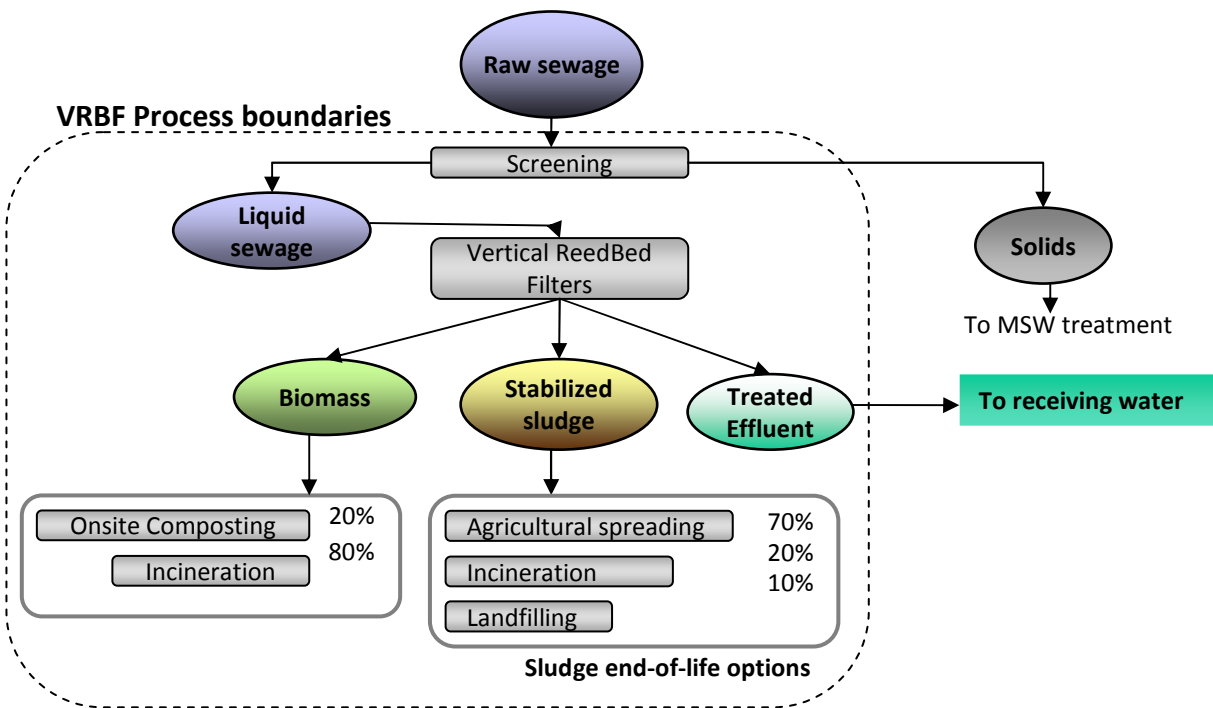
(*) wastewater treatment plant



Functional Unit
Treatment of
 « a kilogram of daily organic load (kgBOD5) of domestic origin »



System 1. Constructed Wetland



First stage (3 filters)



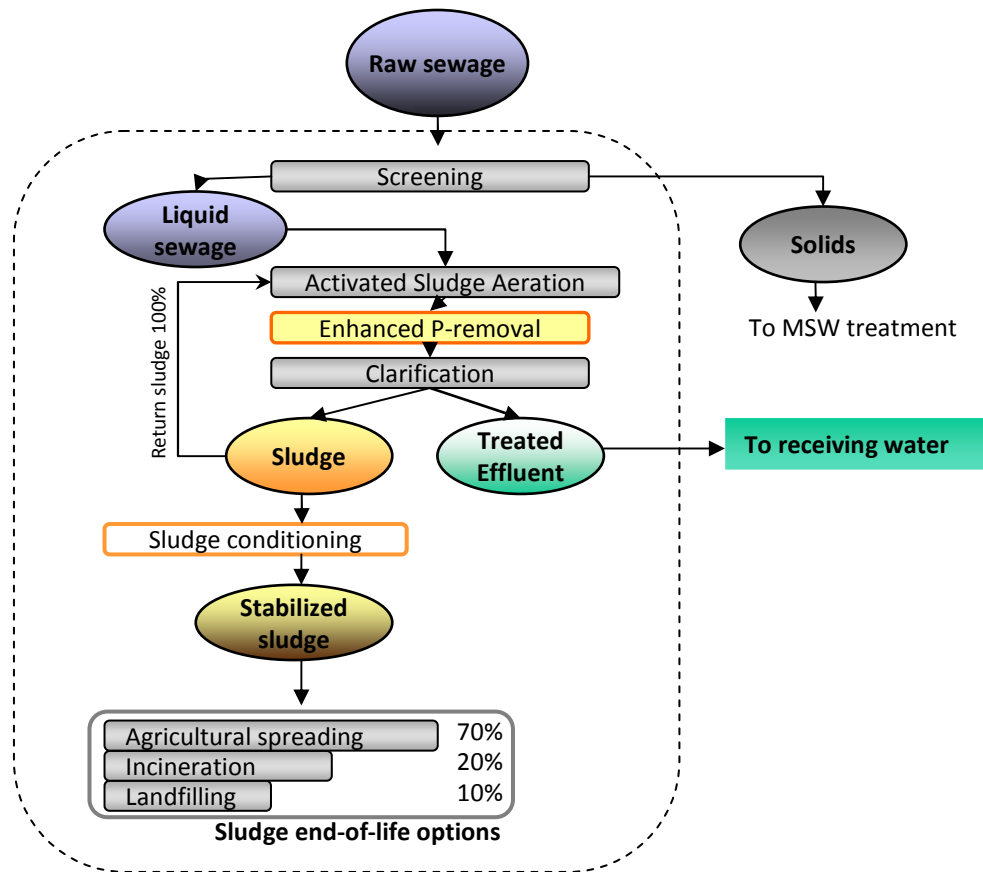


Second stage (2 filters)



Pôle de recherche en analyses de cycles de vie et durabilité des systèmes

System 2. Activated Sludge



LCI. Elemental mass balance for a CW system (vRBF)

INPUT

Input wastewater content		vRBF outputs (g.d ⁻¹ .hab ⁻¹) - discharges and other outputs (<< stands for negligible quantities)						
		Emissions and direct discharges			By-products			Total output
Substances	g.d ⁻¹ .hab ⁻¹	Air	Soil	Water	Sludge	Reeds	Filter matrix	
P	P-org	0,40			0	0	0,05	<<
	P-PO4	1,60	Complete P mineralization		1,50	0	<<	0
	P-P2O5	0			0	0,44	<<	0,01
	Total P, in	2,00	-	-	1,50	0,44	0,05	0,01

Sludge phosphorus levels, as phosphates

total P balance

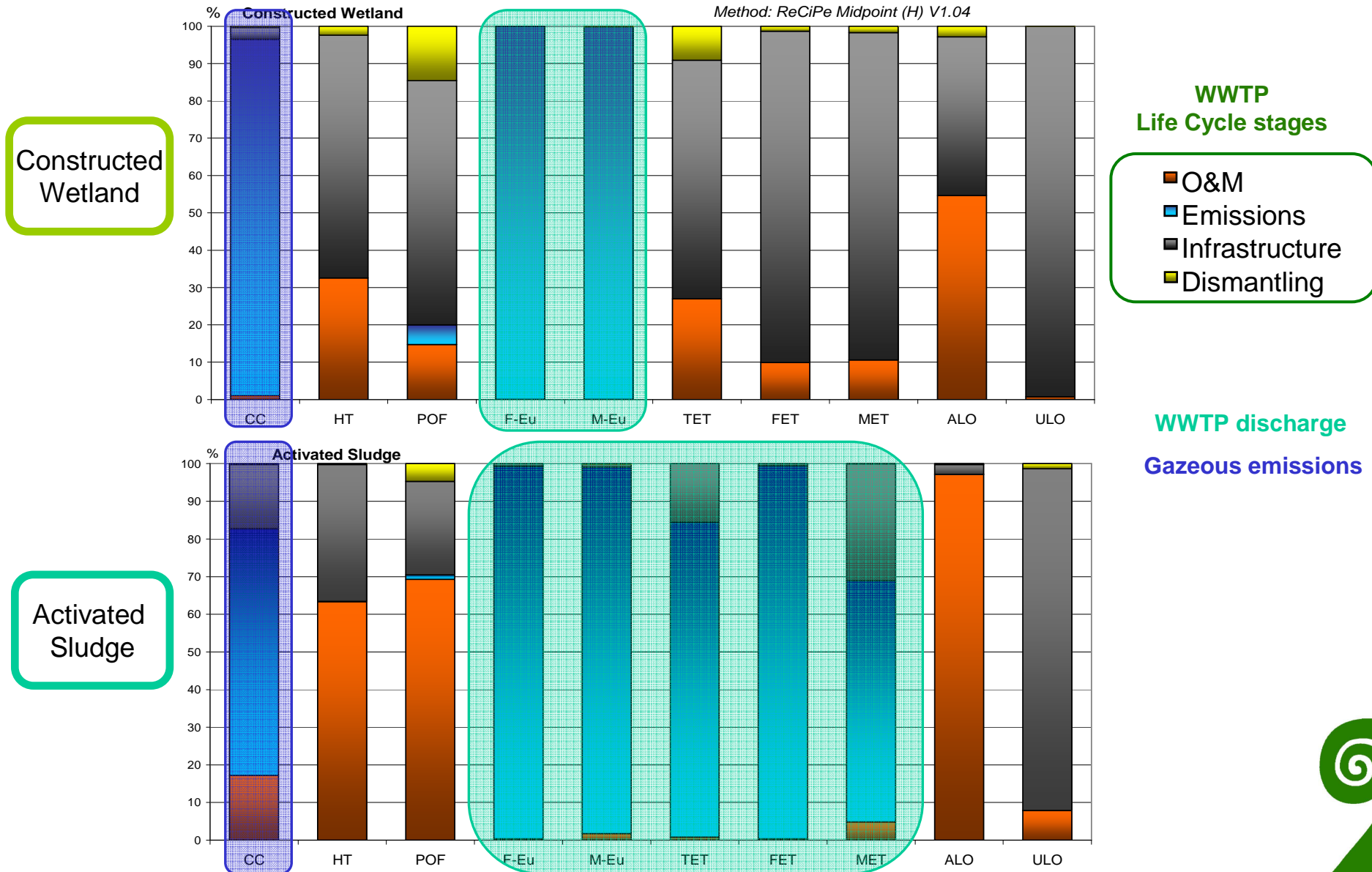
Data availability

GOOD, measured

OK, estimated

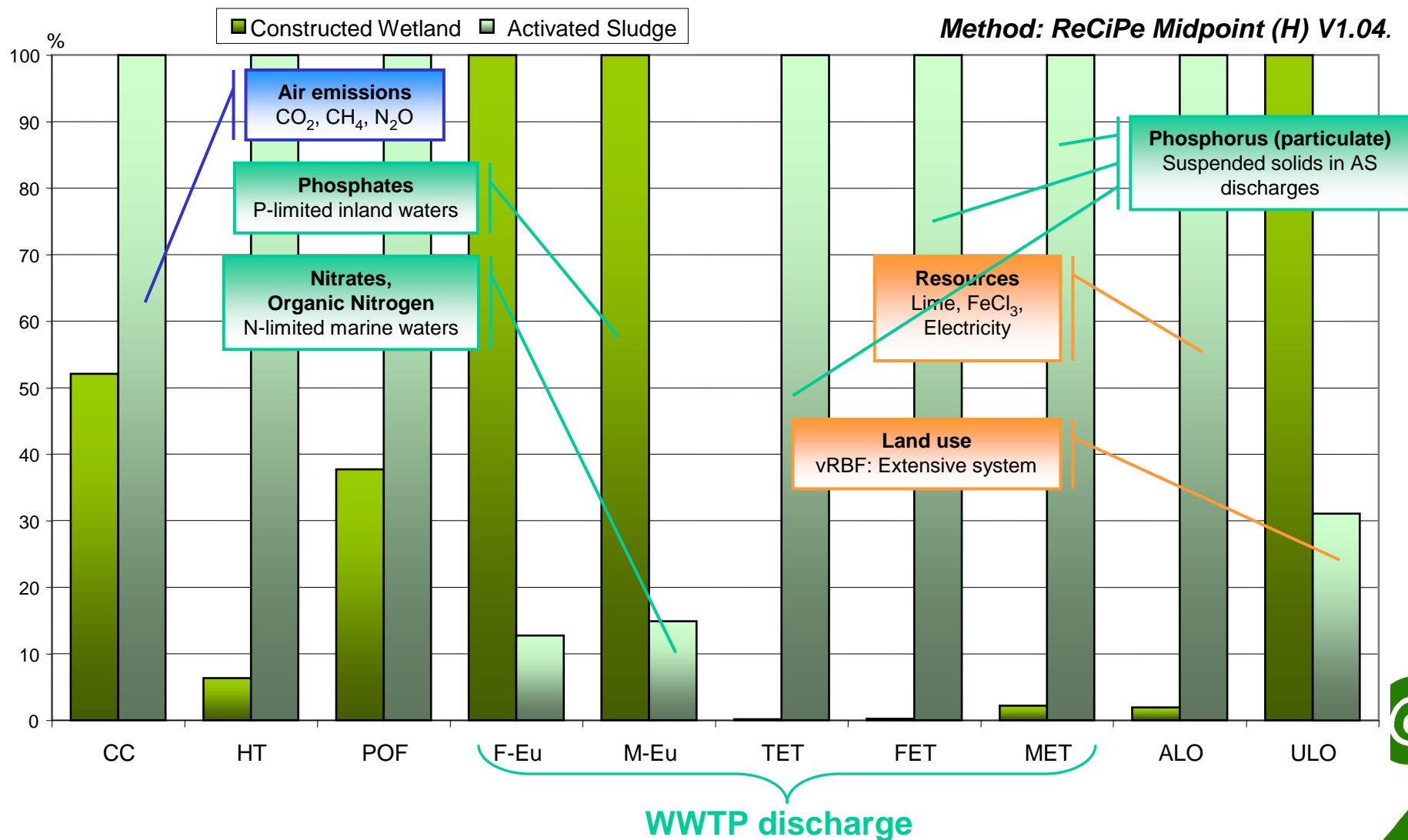
POOR, deducted

LCIA. Contribution Analysis



LCIA. Systems Comparison

Functional Unit : 1 kg BOD₅/day



Conclusions

★ LCIA results

- ⇒ Constructed wetlands technology outperforms Activated Sludge on global impacts
- ⇒ Design optimization options for CW
 - Phosphates precipitation
 - Increased denitrification

★ Trade-offs between process performance and operation in environmental costs



Perspectives


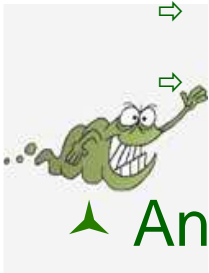


▲ Applicability challenges

- ⇒ Data availability for inventory of air emissions
 - Uncertainty, process variability, few monitored processes
- ⇒ Hydraulic flows per capita
 - Huge variability across regions
 - Scaling of WWTP infrastructure

▲ Limitations

- ⇒ Normalization not consistent for 'end-of-pipe' processes
- ⇒ Need to track emerging pollutants & pathogens (micropollutant level)



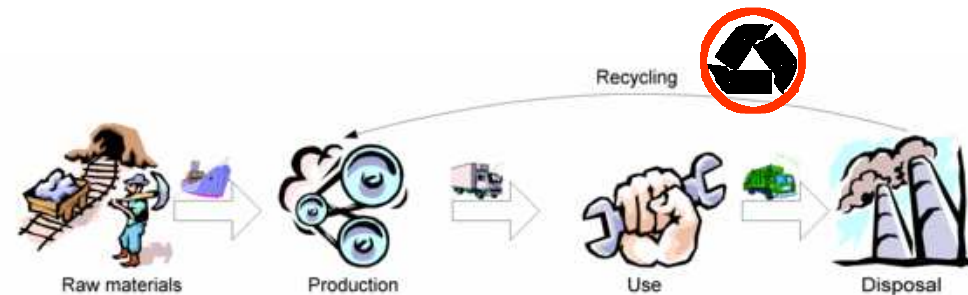
▲ Answers brought by LCA in wastewater treatment:

- ⇒ Ecodesign / Process design optimization : Midpoint approach
- ⇒ Wastewater technology options : Endpoint approach





Thanks for your attention



Think globally (Life Cycle) ... Act locally !



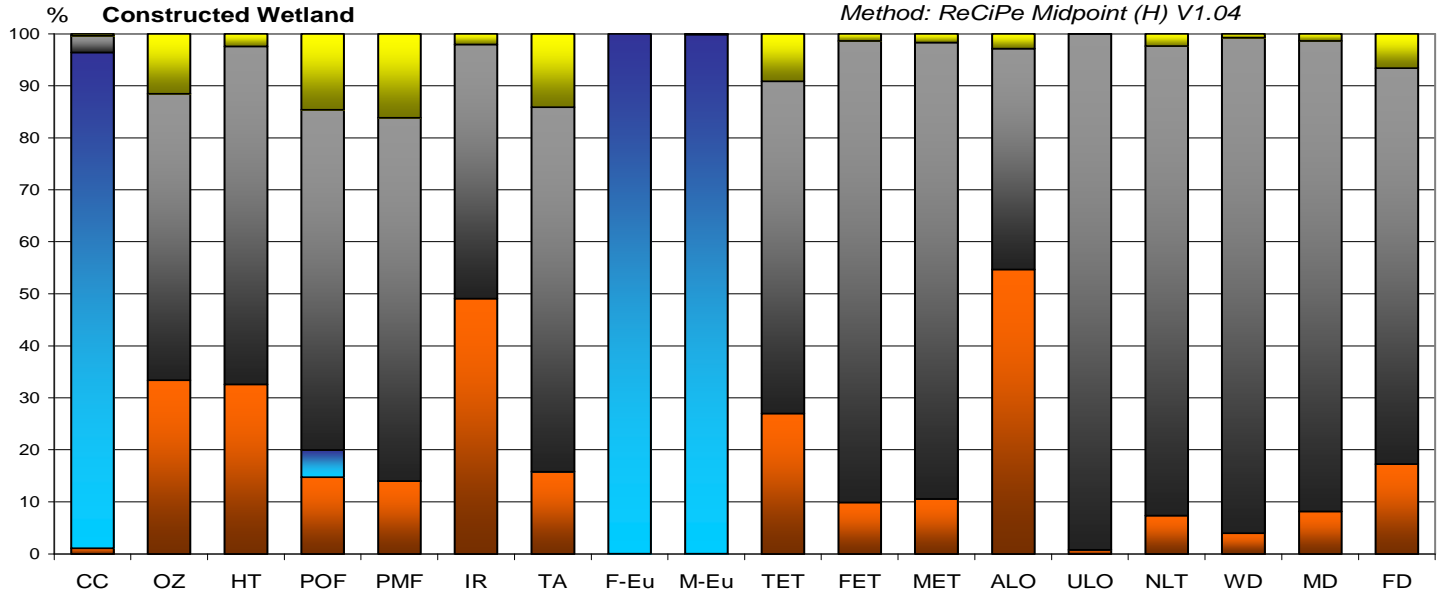
Extra's

LCIA method: ReCiPe Midpoint (H), v.1.04

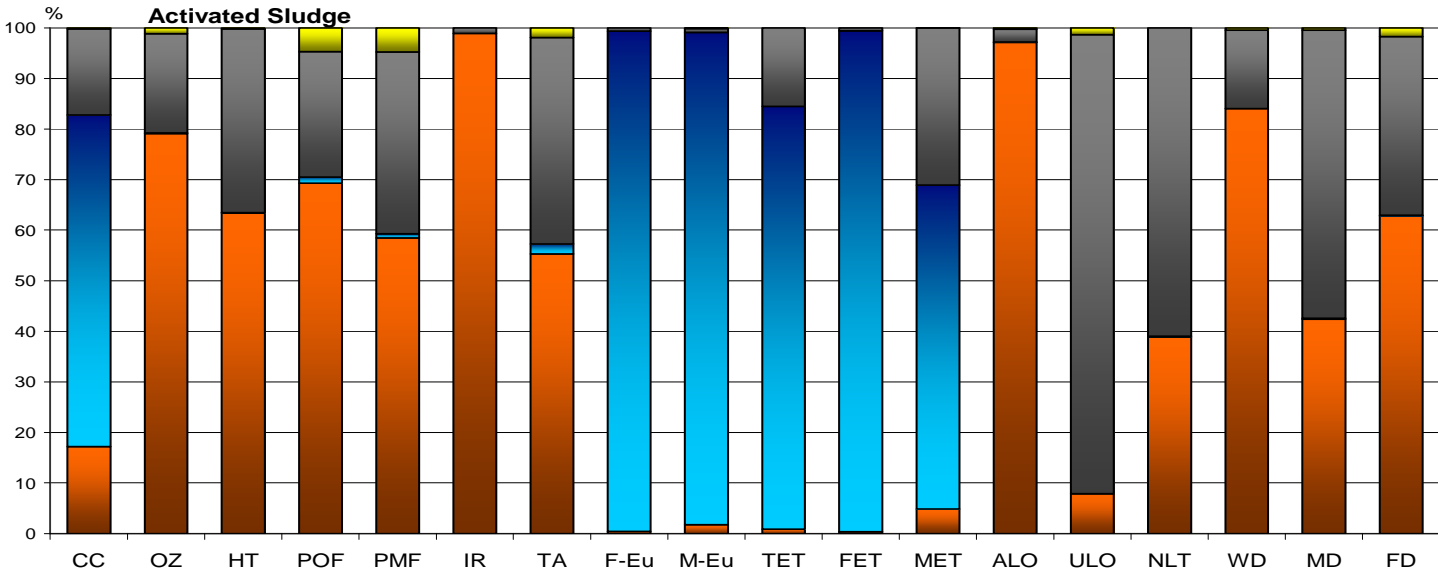
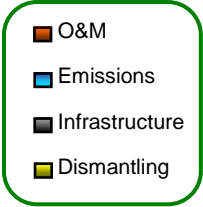
Abbr.	Impact category
CC	Climate change
OZ	Ozone depletion
HT	Human toxicity
POF	Photochemical oxidant formation
PMF	Particulate matter formation
IR	Ionising radiation
TA	Terrestrial acidification
F-Eu	Freshwater eutrophication
M-Eu	Marine eutrophication
TET	Terrestrial ecotoxicity
FET	Freshwater ecotoxicity
MET	Marine ecotoxicity
ALO	Agricultural land occupation
ULO	Urban land occupation
NLT	Natural land transformation
WD	Water depletion
MD	Metal depletion
FD	Fossil depletion



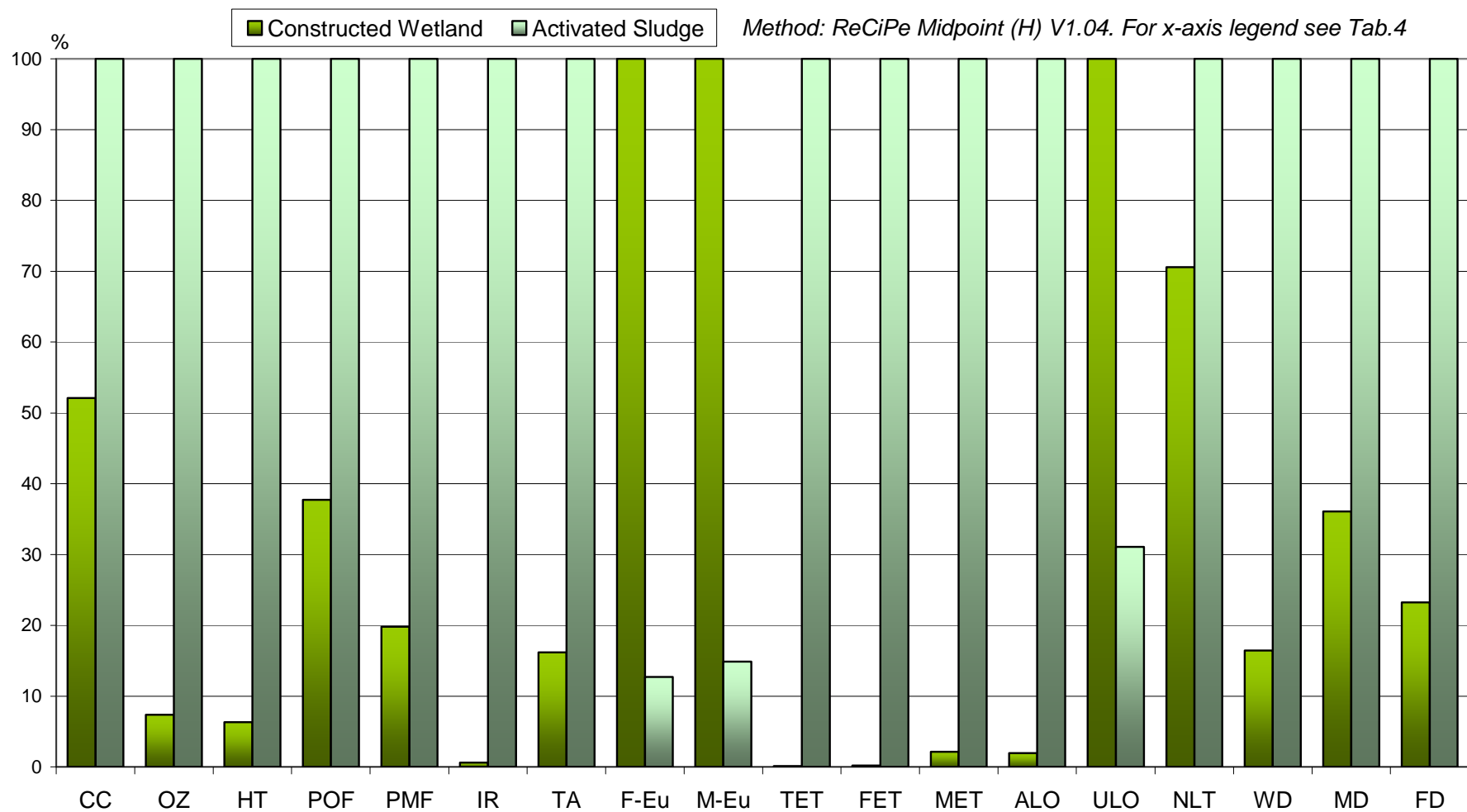
LCIA. Full Contribution Analysis



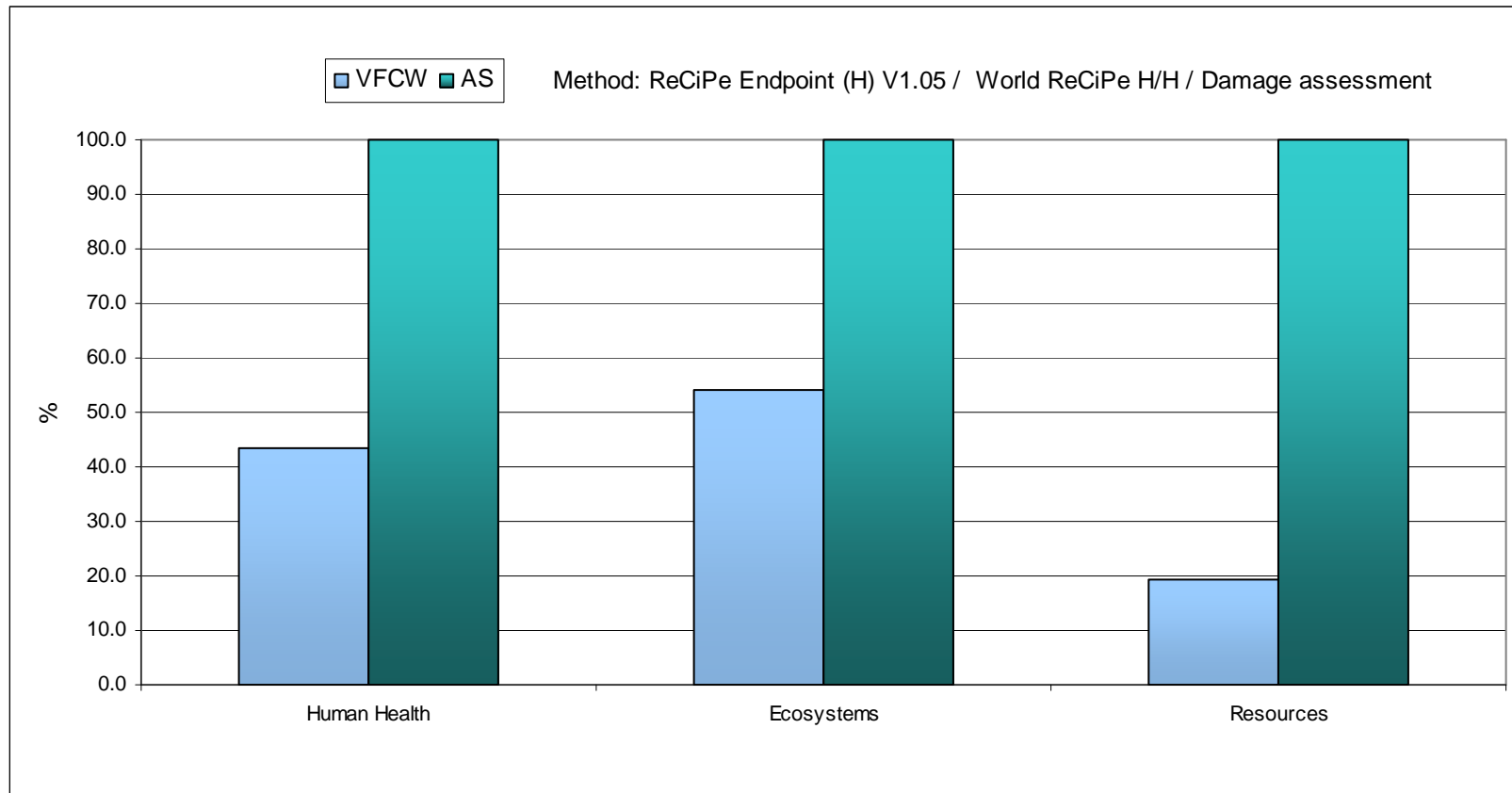
**WWTP
Life Cycle stages**



LCIA. Full Comparative Analysis



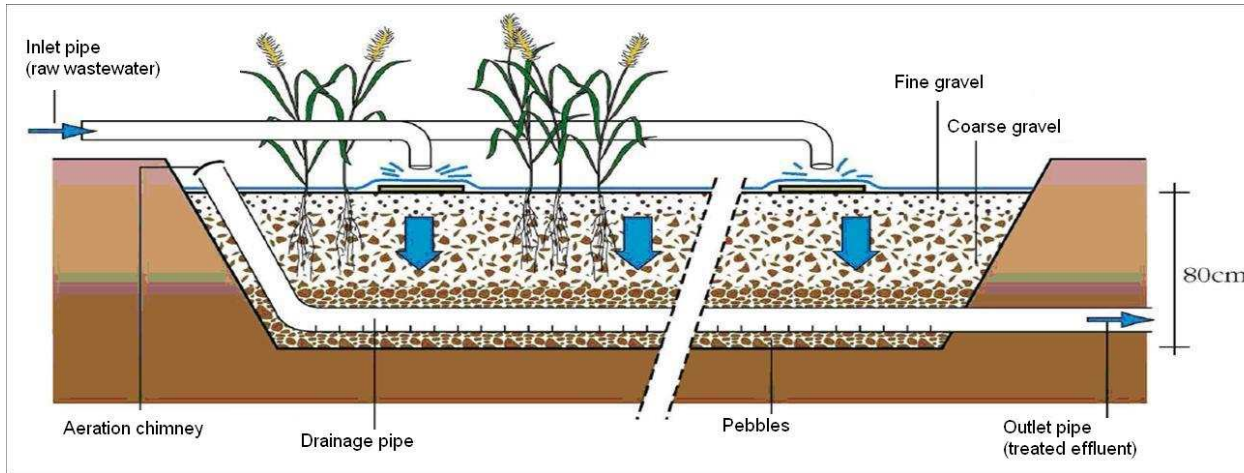
Endpoint approach



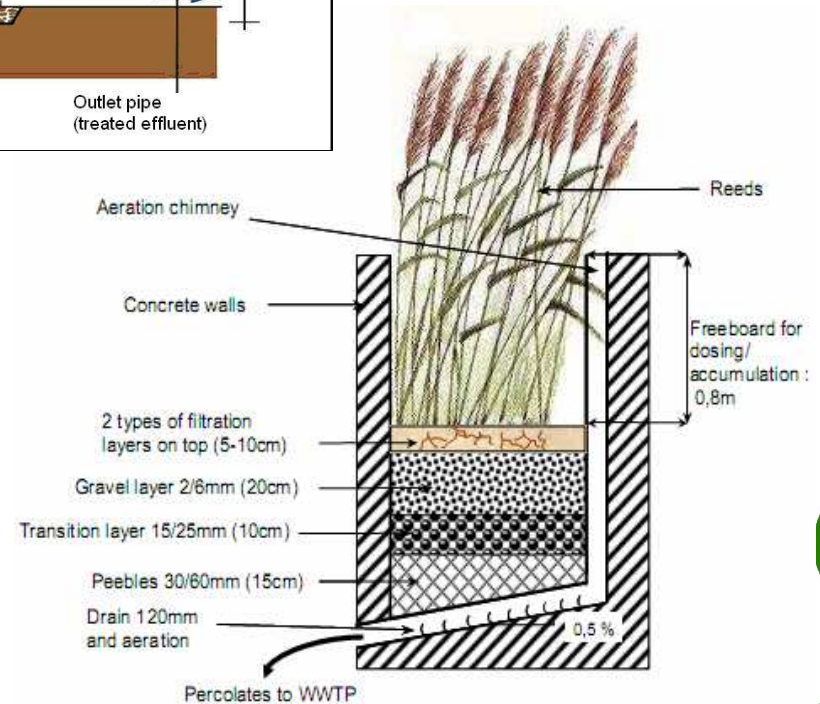
Vertical Flow Constructed Wetland

- Process design

Schematic view



Cross section of a VFCW



Input sewage composition

System input		ecoinvent Class 5 AS (CH)	vRBF (FR)	AS (FR)
Nominal Organic load (kgBOD ₅ .d ⁻¹)		48,36		312
Nominal hydraulic load (m ³ .day ⁻¹)		446	145	936
Treatment capacity		806 PE	967 Hab.	6240 Hab.
Concentration (mg.L ⁻¹)	BOD ₅	103.6	333	
	COD	155.4	800	
Flows (g.day⁻¹)		per P.E. ^(a)	per Hab. ^(b)	
BOD ₅		60,0	50,0	
COD		90,0	120,0	
N-NH ₄		8,27	7,5	
N-org ^(c)		6,46	2,5	
N-NO ₂		0,22	0,0	
N-NO ₃		0,58	0,0	
Total N		15,53	10,0	
P-Part		0,34	0,4	
P-PO ₄		1,36	1,6	
Total P		1,70	2,0	



Mass balance on C, N, P

Input wastewater content		vRBF outputs (g.d ⁻¹ .hab ⁻¹) - effluents and other outputs (<< stands for negligible quantities)							Total output
		Emissions and direct discharges			By-products			Filter matrix	
Substances	g.d ⁻¹ .hab ⁻¹	Air	Soil	Water	Sludge	Reeds	Filter matrix		
N	N-NH4	7,50			0,25	<<		0,10	
	N-org	2,50			1,80	0,75	0,76		
	N-NO2+3	0			6,23			<<	
	N-NH3		<<						
	N-NO		<<						
	N-N ₂ O		0,11						
	N-N ₂		<<						
	Total N, in	10,0	0,11	-	8,28	0,75	0,76	0,10	10,0
P	P-org	0,40			0	0	0,05	<<	
	P-PO4	1,60			1,50	0	<<	0	
	P-P2O5	0			0	0,44	<<	0,01	
	Total P, in	2,00	-	-	1,50	0,44	0,05	0,01	2,00
C	C _{org}	45,0			1,87	13,1	<<	<<	
	C-CO2		29,8						
	C-CH4		0,16						
	C _{mineral}	5,00			2,00	3,00			
	Total C, in	50,0	30,0	-	3,87	16,1	-	-	50,0