



HAL
open science

Drivers of decomposition in forest soils: insights from a transeuropean experiment

R. Hood Nowotny, U. Grandin, Nathalie Korboulewsky, R. Rose, M. Gorfer, A. Watzinger, I. Djukic, J. Kobler, E. Ziss, T. Dirnböck, et al.

► To cite this version:

R. Hood Nowotny, U. Grandin, Nathalie Korboulewsky, R. Rose, M. Gorfer, et al.. Drivers of decomposition in forest soils: insights from a transeuropean experiment. 19th EGU General Assembly 2017, Apr 2017, Vienna, Austria. pp.1, 2017. hal-02606341

HAL Id: hal-02606341

<https://hal.inrae.fr/hal-02606341v1>

Submitted on 16 May 2020

HAL is a multi-disciplinary open access archive for the deposit and dissemination of scientific research documents, whether they are published or not. The documents may come from teaching and research institutions in France or abroad, or from public or private research centers.

L'archive ouverte pluridisciplinaire **HAL**, est destinée au dépôt et à la diffusion de documents scientifiques de niveau recherche, publiés ou non, émanant des établissements d'enseignement et de recherche français ou étrangers, des laboratoires publics ou privés.

DRIVERS OF DECOMPOSITION IN FOREST SOILS: INSIGHTS FROM A TRANS-EUROPEAN EXPERIMENT.

¹Rebecca Hood-Nowotny*, ²Ulf Grandin, ³Nathalie Korboulewsky, ⁴Rob Rose, ¹Markus Gorfer, ¹Andrea Watzinger, ⁵Ika Djukic, ⁵Johannes Kobler, ¹Elizabeth Ziss, ⁵Thomas Dirnböck and ⁶Jutta Stadler.
¹Environmental Resources & Technologies, AIT Austrian Institute of Technology GmbH, Konrad-Lorenz-Straße 24, 3430 Tulln, Austria. ²Department of Aquatic Sciences and Assessment, SLU, Box 7050, SE 750 07 Uppsala, Sweden.
³Department of Territories National Research Institute of Science and Technology, Antony, France. ⁴CEH, UK. ⁵Ökosystemforschung & Umwelt-Informationsmanagement, Ecosystem Research & Environmental Information Management, Umweltbundesamt GmbH, Spittelauer Lände 5, 1090 Wien, Austria, Department of Community Ecology, Helmholtz Centre for Environmental Research - UFZ, Permoserstr. 15, 04318 Leipzig, Germany



1 INTRODUCTION

Meta-data analyses and the model based hypotheses state that global soil C storage is controlled by microbial scale processes of fungal competition for available nitrogen (N) (Averille *et al.*, 2014). Experimental evidence for the microbe-dependent feedback mechanisms on N and C dynamics in European forest soils is generally lacking and is therefore contentious. Global trends of increasing atmospheric N deposition and the continuing use of inorganic N fertilizer in both agriculture and forestry mean that the soils vital function as a carbon sink is potentially under threat.

Changes in nutrient status could result in a chain reaction of interacting microbial mechanisms which in turn could lead to the shifts in underlying ecosystem biogeochemical process rates. It is suggested that plant fungal symbiont community structure, exerts a greater fundamental control over soil C storage than temperature, precipitation or net primary production. The hypothesis being that plant associated fungi effectively scavenge all available organic and inorganic N, leaving little for the growth of the free-living decomposer microbial community and preventing further breakdown of SOM.

To experimentally investigate these possible effects we have buried bespoke dual stable isotope labelled soil/litter bags in forests across a trans-European gradient (selected from the ALTER-net-MSII network) which have received additional inputs of inorganic nitrogen fertilizer over a medium term period and measured a suite of parameters to elucidate drivers of decomposition.

2 MATERIALS & METHODS

- C-Unfertilized plot (control; de-ionized water only)
- N-(NH₄NO₃)-fertilized plot (80-100 kg N ha⁻¹ a⁻¹) started in 2010
- Five replicate plots per site
- ¹³C and ¹⁵N labelled *Abies alba*-litter –soil bags deployed Autumn 2015
- Fine and coarse litter bags

A selection of soil response parameters analysed so far.

- Enzyme activity
- Soil respiration *in-situ* and in-growth bag specific.
- PLFA's (Phospholipid Fatty Acids)

In progress: soil meta-genome, C and N cycling data. * Kowalchuk 2003 Framework for assessing soil response.

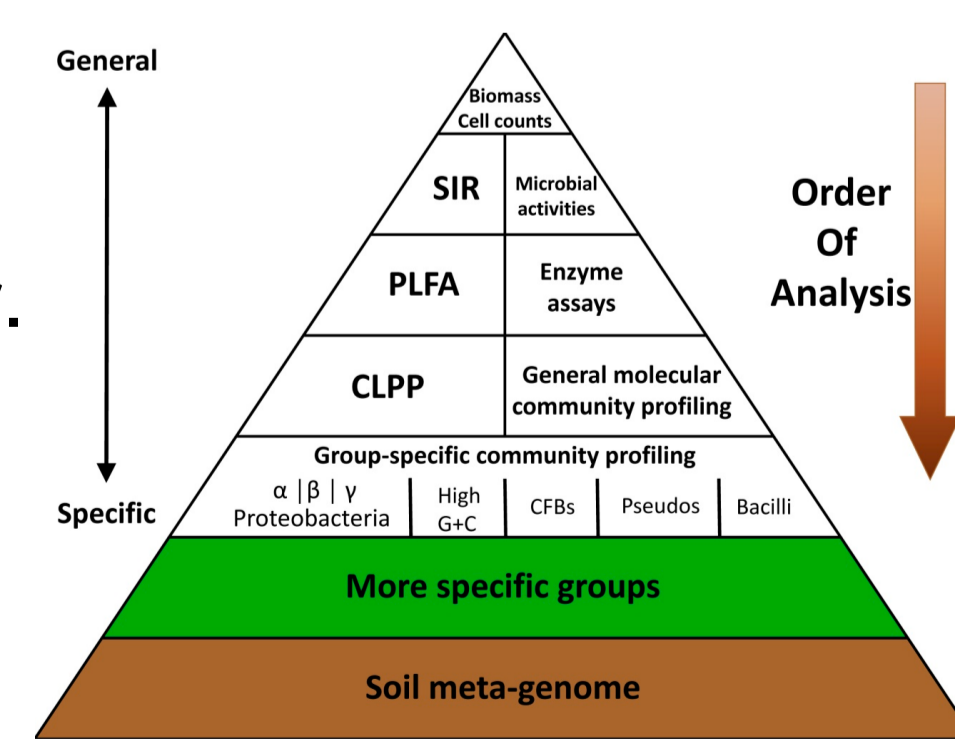


Table 1. Characteristics of labelled *Abies alba* litter material used in experiment.

sample	δ ¹³ C	% C	δ ¹⁵ N	% N	
New fir 3	24.09.2015	10.03	55.89	325.63	0.98




Fig. 1. ¹³C labelling chamber (left). Sampling at forest site Zöbelboden Austria (middle). Distribution of sampling sites (right).

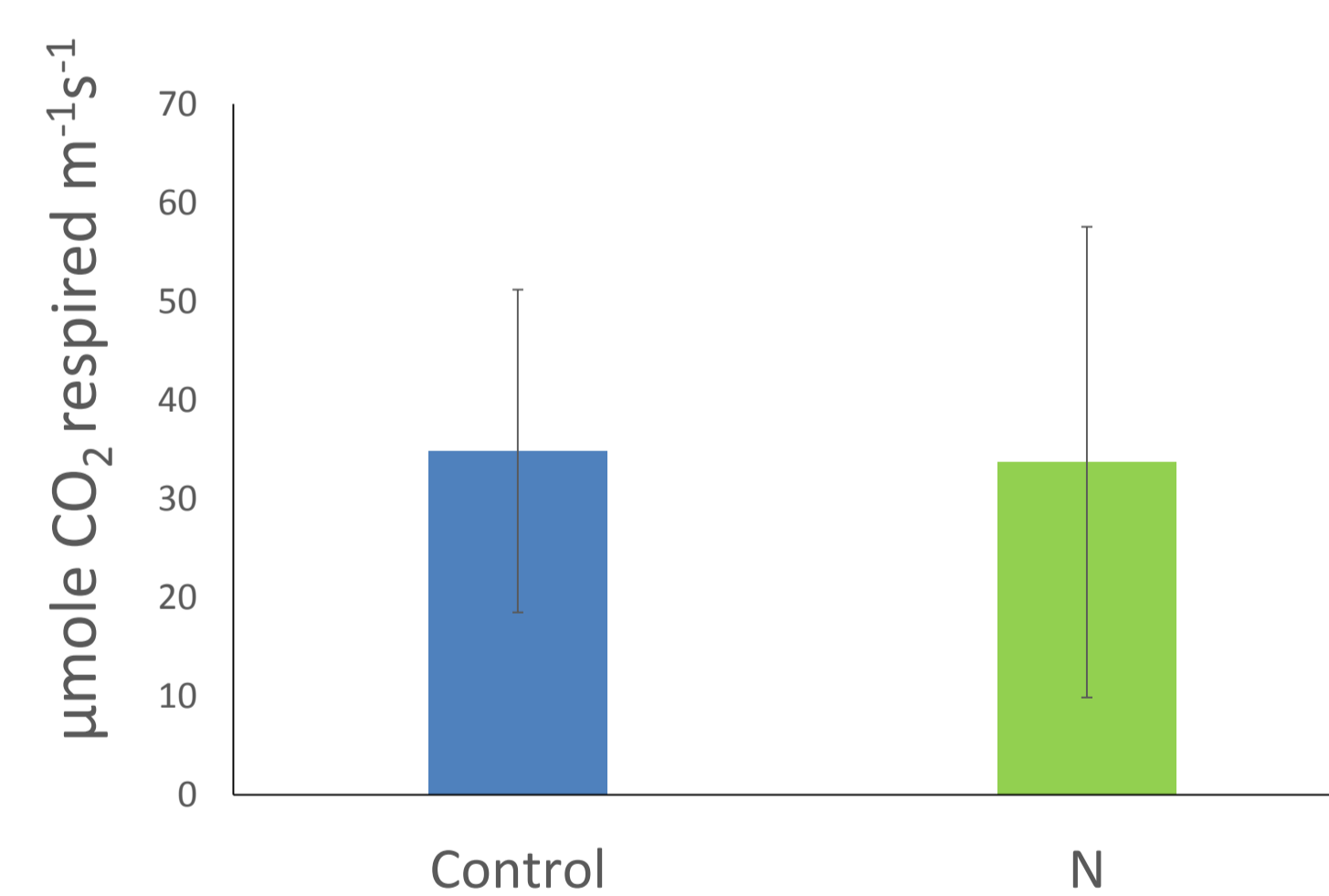


Fig 2. Soil respiration rate (field) n=5. P:NS, Soil temperature 14.5°C.

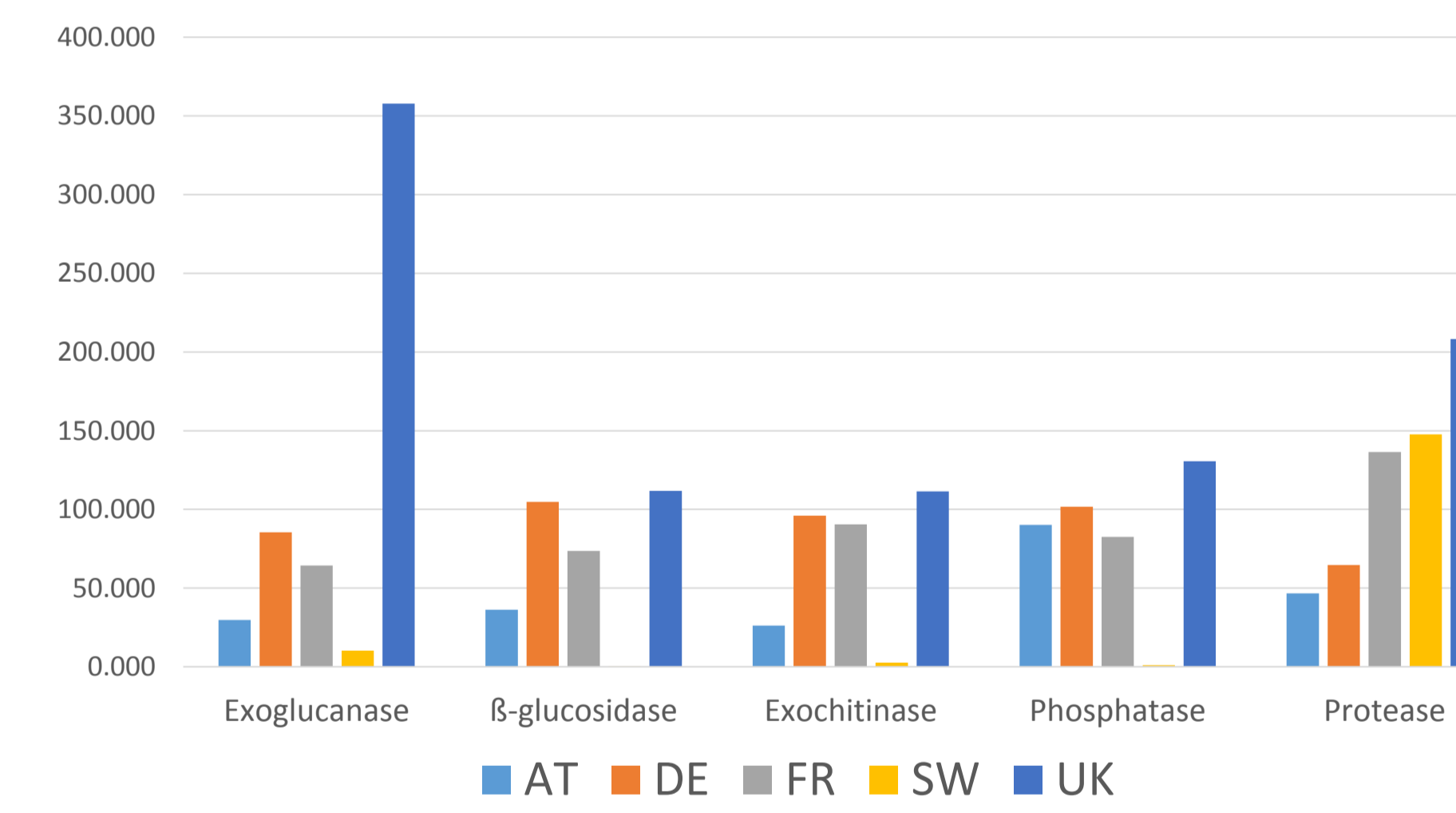


Fig 3. Mean % enzyme activity of N treatment compared to controls n=5, (100% = no difference).

3 RESULTS

No significant differences in respiration rates of treated soils were measured *in-situ* (Fig.2).

β-Glucosidase, exochitinase and phosphatase, enzyme activities were significantly reduced as a result of N treatment (p<0.001, two way-ANOVA), despite significant country differences in all enzyme activities measured (Fig.3).

Only in the Austrian fine mesh-N treatments were soil respiration rates significantly lower than in the control and the δ¹³C of the CO₂ higher (Fig.4).

No significant changes in the microbial biomass pool size based on total PLFA values were observed (Fig. 5). Although there were significant treatment differences in individual PLFAs:15:0, 16:1w6, 16:1w7, 18:1w5.



Fig 4. Mean respiration rate and ¹³C of CO₂ respired measured from the in-growth bags.

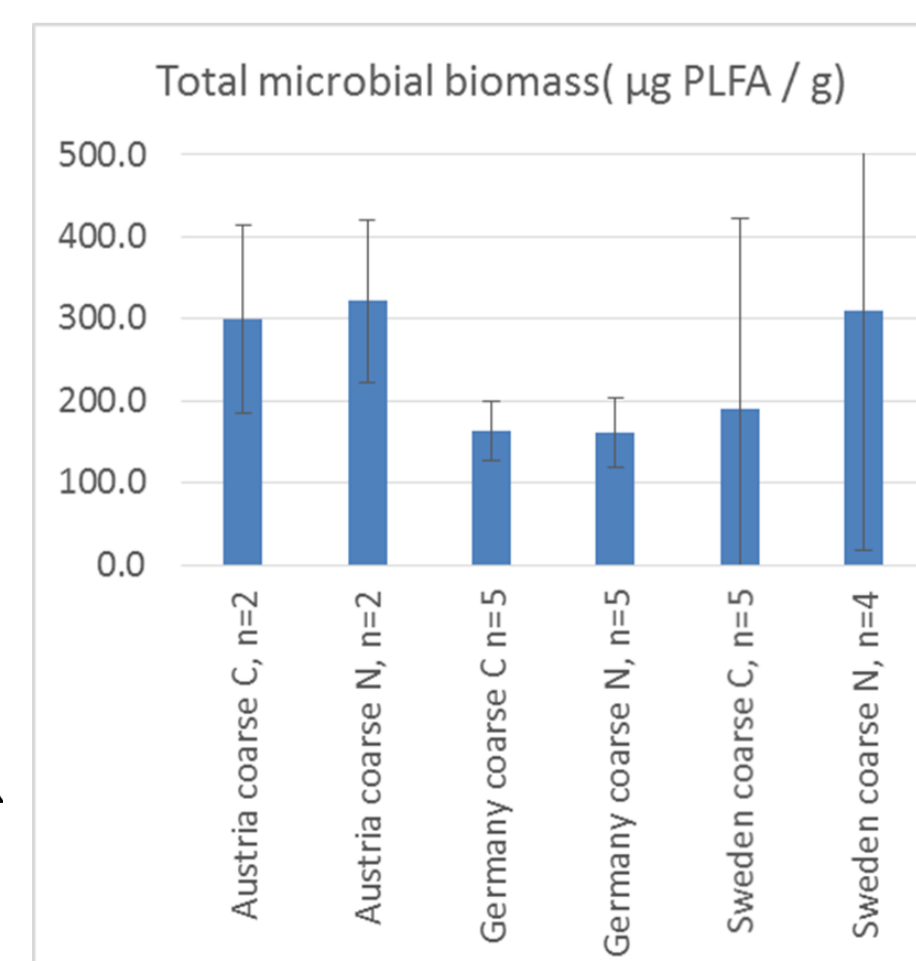


Fig 5. Mean microbial biomass μg PLFA g⁻¹ dry soil.

4 Conclusions.

- External reactive-nitrogen inputs applied to soil alone had little overall impact on commonly measured soil response parameters such as respiration and microbial biomass pool size.
- However it was clear there was a down regulation in enzyme activities and significant changes in microbial community structure, as evident from the change in individual PLFA profiles. Which could have major affects on C and N cycling.
- Coupling these data with proposed ecosystem function measurements of microbial communities, gross mineralization, nitrification and medium term carbon storage, we will yield a better understanding of whether these forest soil systems are really so resistant to reactive nitrogen perturbation.

¹ Averille *et al.*, (2014) Mycorrhiza mediated competition between plants and decomposers drives soil carbon storage Nature. 505:543-545
² Kowalchuk, et al., (2003). Assessing responses of soil microorganisms to GM plants. Trends Ecol. Evol. 18: 403–410.