



HAL
open science

Fish domestication in aquaculture: reassessment and emerging questions

Fabrice Teletchea

► **To cite this version:**

Fabrice Teletchea. Fish domestication in aquaculture: reassessment and emerging questions. *Cybium : Revue Internationale d'Ichtyologie*, 2019, 43 (1), pp.7-15. 10.26028/CYBIUM/2019-431-001 . hal-02624125v2

HAL Id: hal-02624125

<https://hal.inrae.fr/hal-02624125v2>

Submitted on 7 Sep 2023

HAL is a multi-disciplinary open access archive for the deposit and dissemination of scientific research documents, whether they are published or not. The documents may come from teaching and research institutions in France or abroad, or from public or private research centers.

L'archive ouverte pluridisciplinaire **HAL**, est destinée au dépôt et à la diffusion de documents scientifiques de niveau recherche, publiés ou non, émanant des établissements d'enseignement et de recherche français ou étrangers, des laboratoires publics ou privés.

Fish domestication in aquaculture: reassessment and emerging questions

Fabrice Teletchea ^a

a : Université de Lorraine, Inra, URAFPA, F-54000 Nancy, France

Published in Société Française d'Ichtyologie - Cybium. Available online: <https://doi.org/10.26028/cybium/2019-431-001>

Keywords

Aquaculture, domestication, teleost fishes, diversification, sustainable development.

Abstract

Historically, aquatic products were derived from wild capture fishes. However, declining marine catches since the early 1990s, combined with an increasing demand for fish products, has created a strong impetus for aquaculture. By 2014, half of global seafood consumption originated from aquaculture. The rise of aquaculture production has relied mostly on the domestication of a growing number of teleost fishes. In total, 250 species belonging to 71 families have been farmed since 1950. Among the 250 species, 183 were still produced in 2009. This implies that 67 species had been farmed only for a short time (most often less than five years). Nearly 70% ($n = 175$) of the species farmed in 2009 were classified in the first three levels of domestication; the other 75 species reached levels 4 and 5, and might be considered as domesticated. The 35 species classified at level 5 belong to ten families, including Cyprinidae ($n = 10$), Salmonidae ($n = 8$), and Acipenseridae ($n = 5$). More than 90% of global production was based on only 20 species in 2009. This shows that aquaculture production is heavily skewed toward the farming of a few (often alien) species. Conversely, these data suggest that most domestication experiments have failed to reach significant volumes. However, a growing interest in promoting native species in aquaculture, particularly in South America, has resulted in significant changes. The strong development of alien and native aquaculture around the world, along with various supplementary hatchery stocking programmes, has resulted in billions of captive fish belonging to over 300 species being either accidentally or deliberately released into the wild each year. Yet, captive fish differ from their wild counterparts, and may develop phenotypes that are maladaptive in nature. Therefore, the release of hatchery-reared fish should be considered after other measures (e.g. limiting harvests, and habitat restoration or modification) have failed, and all efforts should be made to prevent farmed fish from escaping into the wild.

1. Introduction

Modern humans emerged about 200,000 years ago as hunters and gatherers (e.g. Vigne, 2011, 2015). The domestication of terrestrial plants and animals, ca. 12,000 years ago, were part of a major change in the way of life of an increasing number of human societies throughout the world a phenomenon known as Neolithisation (e.g. Childe, 1936; Vigne, 2011). Domestication allowed for a slow but drastic techno-economic shift from hunting and gathering to food production (e.g. Vigne, 2011). The vast majority of humans now depends on the tiny fraction of wild species that were domesticated (0.08% of known terrestrial plant species and 0.0002% of known terrestrial animal species) and progressively introduced to all populated continents (Diamond, 2002; Duarte et al., 2007). Croplands and pastures have now become the largest terrestrial biomes on the planet, occupying about 40% of the land surface; modern agriculture is acknowledged as the

primary destructive force of terrestrial biodiversity (Foley et al., 2005; Teletchea, 2017).

The history of fish production is markedly different from that of terrestrial farming (Teletchea, 2015b). Historically, the majority of seafood products came from the capture of hundreds of wild animal species (fish and shellfish) in the oceans. Reported global marine capture fisheries increased from 1.5-2 million tons (mt) in 1850 to nearly 17 mt in 1950 (Garcia and Grainger, 2005). In the following decades, global captures continued to rise, reaching 80 mt in the mid-1980s (Fig. 1). However, this worldwide growth actually hid the collapse of numerous fish stocks (Froese et al., 2012), including the famous example of the Northern stocks of Atlantic cod *Gadus morhua* L., 1758 (Hutchings and Reynolds, 2004; Schrank and Roy, 2013) in the North-West Atlantic Ocean (Fig. 2A). These numerous collapses were masked, at least in volume, by the capture of

new species (i) usually at lower trophic levels (Pauly et al., 1998), such as blue whiting *Micromesistius poutassou* (Risso, 1827) (Fig. 2B), (ii) at deeper waters (Morato et al., 2006), such as orange roughy *Hoplostethus atlanticus* Collett, 1889 (Fig. 2C), and (iii) farther offshore, especially in the South (Swartz et al., 2010), such as skipjack tuna *Katsuwonus pelamis* (L., 1758) (Fig. 2D). However, global captures have been in decline since the end of the 1980s, as we have reached not only the upper limit of an increasing number of stocks (Froese et al., 2012), but also of the entire ocean (Pauly and Zeller, 2016). Consequently, global fisheries are generally considered to be in crisis (Pauly, 2009) and are unlikely to supply more seafood products than current rates of harvest, especially if management regimes remain the same (Costello et al., 2016). In addition, global fishing capacity should be reduced (Bell et al., 2017) to ensure a sustainable harvest, and to maintain biodiversity and ecosystem functions (Pauly et al., 2002).

The decrease of global marine fishery catches since the mid-1990s, combined with an increasing demand for fish products, both in developed and developing countries, has created a strong impetus for aquaculture, i.e. the farming of animals (and plants, not considered here) (Teletchea et al., 2016a). A result of this demand is that half of the global fish products that are

destined for human consumption are farmed (FAO, 2016; Teletchea, 2016a). This also implies that fish species are today produced using a large diversity of methods that cannot be simply ascribed to wild capture or aquaculture (Klinger et al., 2013). Teletchea and Fontaine (2014) proposed a six-level classification system (Tab. I). This system uses the level of human control over the life cycle of species in captivity and independence from wild inputs to place a fishery on a continuum between wild capture (level 0) and aquacultural production based on genetically-modified individuals (level 5) (Teletchea, 2012, 2015b, 2016c; Teletchea and Fontaine, 2014).

The first goal of the present article is to build on the work of Teletchea and Fontaine (2014) to assess precisely which species have been farmed and domesticated since 1950. The second goal is to describe the extent to which fish domestication has followed the same path as the domestication of terrestrial species. Finally, because the relatively recent development of global aquaculture means that most aquaculture species are biologically similar to their wild ancestors, the third goal is to summarize the ways in which these species can interact with their wild counterparts.

2. Material and Methods.

2.1. Fish domestication: an overview since 1950

The rise of aquaculture production, particularly since the 1980s (Fig. 3), has relied mostly on the domestication of a growing number of teleost fishes (Fig. 4). This is true for the three main groups of fishes recognized by the FAO, i.e. a rise from 25 in 1950 to 106 in 2009 for freshwater species, from 6 to 24 for diadromous species, and from 2 to 53 for marine species (Fig. 4). In total, 250 species belonging to 71 families have been farmed in the past decades (Tab. II). Only four families (Cyprinidae, Sparidae, Cichlidae, and Salmonidae) displayed more than 10 farmed fish species since 1950, while nearly half ($n = 30$) had only one species. Among the 250 species listed in the FAO since 1950, 183 were still produced in 2009 (Tab. II). This implies that 67 species had been farmed for only a short time, most often less than five years (Teletchea and Fontaine, 2014). In other words, at least one-quarter of the domestication attempts of new fish species have failed, probably due to over-optimistic speculations about market demand, inadequate information about economic feasibility, and insufficient biological and technical knowledge (Jobling, 2010).

Nearly 70% ($n = 175$) of the species farmed in 2009 were classified in the first three levels of domestication (Tab. II), implying that their production still relied on wild inputs (Teletchea and Fontaine, 2014; Li and Ponzoni, 2015). Conversely, 75 species reached levels 4 and 5 (Tab. II), and might be considered as domesticated (Balon, 2004; Bilio, 2008; Vandeputte, 2009; Teletchea and Fontaine, 2014), with the use of selective improvement programs focusing mainly on growth performance, disease resistance, and meat quality traits, for some of them (Chavanne et al., 2016; Gjedrem and

Rye, 2016; Nguyen, 2016; Janssen et al., 2017). The 35 species classified at level 5 belong to ten families: Cyprinidae ($n = 10$), Salmonidae ($n = 8$), Acipenseridae ($n = 5$), and seven others with a single species each (Tab. II).

Controlling the entire life cycle of a fish species in captivity (i.e. reaching at least level 4) is neither necessary nor sufficient to produce large quantities of meat (Ottolenghi et al., 2004). For instance, the Japanese amberjack *Seriola quinqueradiata* Temminck & Schlegel, 1845 totaled 155,247 tons despite being classified at level 2 (Fig. 5A). Conversely, the five sturgeon species ranked at level 5 had all a production lower than 250 tons (Teletchea and Fontaine, 2013, 2014). Nevertheless, the top 15 farmed species in 2009 (production higher than 450,000 tons) all reached levels 4 ($n = 5$) or 5 ($n = 10$), including species for which the onset of domestication is either centuries-old, such as common carp *Cyprinus carpio* L., 1758 (Fig. 5B) or Nile tilapia *Oreochromis niloticus* (L., 1758) (Fig. 5C), or a few decades-old, such as Atlantic salmon *Salmo salar* L., 1758 (Fig. 5D). Despite its recent domestication, Atlantic salmon was the first fish species to be subject to a systematic, family-based selective breeding program (Gjedrem, 2010), and today more than 12 generations have been consecutively bred in captivity for the oldest programs (Glover et al., 2017). In addition, it is the only species for which nearly 100% of global production is based on selectively bred stocks (Gjedrem, 2010). Inversely, it is estimated that about 10% of worldwide aquaculture production comes from domesticated and selectively bred farm stocks (Olesen et al., 2015; Gjedrem and Rye, 2016).

2.2. True species diversification of the aquaculture production?

Even though the domestication of probably hundreds of fish species have been attempted throughout the world since 1950, more than 90% of the global production was based on only 20 of them in 2009 (Fig. 6). This highlights that aquaculture production is heavily skewed toward the farming of a few species (Lazard and Levêque, 2009; Nguyen, 2016; Gjedrem and Rye, 2016), and that most domestication experiments have failed to reach significant volumes: 70 species had a production lower than 1000 tons in 2009. The 20 most-produced species worldwide belong to nine families, among which are Cyprinidae ($n = 10$), Cichlidae ($n = 2$), and Salmonidae ($n = 2$) (Tab. II). Among these 20 species, 16 live in freshwaters and four are diadromous. The top five species (production higher than 2.5 mt) are four cyprinids, grass carp *Ctenopharyngodon idella* (Valenciennes, 1844), silver carp *Hypophthalmichthys molitrix* (Valenciennes, 1844), common carp and bighead carp *H. nobilis* (Richardson, 1845), and one cichlid, Nile tilapia (Teletchea and Fontaine, 2014). For marine aquaculture only, the top ten farmed species totalled 86.5% of the global production identified at the species level (1,241,149 tons) in 2013 (Teletchea, 2015a). The production of the top three species, gilthead seabream *Sparus aurata* L., 1758, European sea bass *Dicentrarchus labrax* (L., 1758) and Japanese amberjack *Seri-ola quinqueradiata* reached 150,000 tons and represented together nearly 40% of this production (Teletchea, 2015a).

The main species for aquaculture production have been extensively introduced around the world, particularly in the past century (Casal, 2006; Shelton and Roth-bard, 2006; De Silva et al., 2009; Lazard and Levêque, 2009; Teletchea and Beisel, 2018). Five species have been introduced in more than 80 countries: common carp ($n = 121$ countries), grass carp ($n = 92$), rainbow trout *Oncorhynchus mykiss* (Walbaum, 1792) ($n = 90$), Mozambique tilapia *Oreochromis mossambicus* (Peters, 1852) ($n = 90$) and Nile tilapia ($n = 85$) (Casal, 2006). The bulk of aquaculture production relied on the farming of these few alien species in numerous countries; e.g. Indonesia (72% of total production is based on introduced species), or Philippines (77%) (Casal, 2006). In Europe, alien species (mostly rainbow trout, silver carp and common carp) accounted for two-thirds of inland production, reaching much higher proportions in Western regions: France (88%), Italy (93%), Denmark (93%), the British Isles (98%), and the Iberian Peninsula (99%) (Turchini and De Silva, 2008). In numerous areas, introduced species established self-sustaining, feral populations in the wild, which are nearly impossible to eradicate (Teletchea and Beisel, 2018). The possible direct and indirect adverse ecological and genetic impacts of alien species are considerable, and include, among others, hybridization, predation, competition, the extirpation of native species, the introduction of new pathogens and para-sites, habitat destruction, and food-web alteration (De Silva et al., 2009; Teletchea and Beisel, 2018). The introduction of alien species constitutes one of the major threats to global biodiversity (Teletchea and Beisel, 2018). Therefore, reducing the dependence on alien species, and thereby minimizing potential negative impacts on biodiversity, is increasingly perceived as an imperative for the development of sustainable aquaculture (De Silva et al., 2009).

In this context, there is a constant search for new native fish species to be farmed, while taking into account both the local environmental and socioeconomic conditions, and the link between the rearing system and species characteristics (Teletchea et al., 2009; Alvarez-Lajonchère and Ibarra-Castro,

2013). For instance, Alvarez-Lajonchère and Ibarra-Castro (2013) used a five-phase method to identify a handful of native, tropical marine fish species with the highest potential for aquaculture in tanks, ponds or cages. An example is Florida pompano *Trachinotus carolinus* (L., 1766), which is among the 2,175 fish species naturally occurring in the Western Caribbean Atlantic. In recent years, the resolve to promote native species in aquaculture has resulted in significant changes in various countries, particularly in South America (Ulrich, 2017; Valladao et al., 2018). Brazil, the second largest aquaculture producer in Latin America, went from having no native species farmed two decades ago to native species contributing nearly 40% of total aquaculture production (e.g. 540,442 tons in 2014) (Ulrich, 2017). This shift to an increasing share of native species is mainly due to the production of cachama *Colossoma macropomum* (Cuvier, 1816), which reached 186,029 tons in 2014 (Ulrich, 2017). Other native species, such as arapaima *Arapaima gigas* (Schinz, 1822), are also considered to have a high production potential (Ulrich, 2017).

In conclusion, the number of farmed species has strongly increased in the past decades, and will probably continue to do so in the coming decades; the contribution of native species to global aquaculture will perhaps improve, resulting in a more diversified and even production than today. Yet, demand will probably ensure that global production remains heavily skewed toward common aquaculture species. Common and novel species may still be introduced to promote aquaculture development as a means of food security, especially where native species suitable for aquaculture are rare, such as in small islands (De Silva et al., 2009).

2.3. Increasing interactions between wild and captive fish

Billions of captive fish belonging to over 300 species are either intentionally or unintentionally released into the wild each year (Grant et al., 2017). The deliberate release of hatchery-reared fish into natural habitats was one of the most common management practices on a large scale for more than 150 years. Such releases are a way to enhance, conserve or restore fisheries in both inland and coastal marine waters (Grant et al., 2017; Teletchea, 2017; Kitada, 2018). For marine fish only, a total of 187 species was released by 20 countries between 2011 and 2016 (Kitada, 2018). Accidental releases correspond to escapees from aquaculture facilities (Wringe et al., 2016). In Norway, where more than half of all farmed Atlantic salmon are produced globally, it is estimated that tens of millions of farmed salmon have escaped into the wild since the 1970s (Glover et al., 2017). In either case, the result is that an enormous number of captive fish are found in nature and subsequently in contact with wild fishes (Wringe et al., 2016). One of the main consequences of this contact is the potential for hybridization between hatchery-reared fish and their wild congeners, which can, in turn, leads to the introgression of hatchery genes (Kitada, 2018). For instance, half of the ~150 native Norwegian populations of Atlantic salmon that were tested showed evidence of introgression (0% to 47%) by farmed salmon escapees (Glover et al., 2017).

Recent analyses have demonstrated that exposure to captive conditions rapidly modify fish (Wringe et al., 2016). When comparing gene expression in the offspring of wild and first-generation hatchery rainbow trout reared in a common

environment, Christie et al. (2016) found that more than 700 genes were differentially expressed between the two groups of offspring. These findings demonstrate that a single generation of domestication can translate into heritable differences in expression at hundreds of genes, mostly involved in wound healing, immunity and metabolism, which are probably due to adaptation to crowded conditions (Christie et al., 2016). Also, it is often noted that captive conditions (generally characterized by low habitat complexity, stable and abundant feed, consistent water velocity, and high density) result in the development of a similar, readily identifiable “cultured phenotype” that is characterized by shorter heads, upper jaws, and fins than those typical of their wild conspecifics (Wringe et al., 2016). In addition, species farmed for human consumption and in breeding programs (level 5) will progressively be strongly modified from their wild congeners because the goal is to promote “commodity traits”, i.e. traits that culturists find desirable (Lorenzen et al., 2012; Teletchea, 2016b). Consequently, captive fish differ from their wild counterparts, and may develop phenotypes that are maladaptive in nature (Wringe et al., 2016). For instance, field experiments have demonstrated that the offsprings of farmed Atlantic salmon display lower lifetime fitness in natural conditions than wild salmon (Glover et al., 2017).

In conclusion, interactions between captive and wild conspecifics have tremendously increased in the past decades due to both deliberate and accidental releases. Yet, supplementation efforts may not always be necessary nor sufficient to enhance wild populations (Grant et al., 2017;

Teletchea, 2017). The release of hatchery-reared fish should be considered as a last resort because of the high cost of implementation and the substantial ecological and genetic risks to wild populations (Grant et al., 2017). Instead, two other strategies should be considered first to rebuild depleted stocks: limiting harvests, and habitat restoration or modification (Grant et al., 2017; Teletchea, 2017). If hatchery-reared fish are to be used, then the best approach to promoted “wild-like types” (Lorenzen et al., 2012) is to farm individuals for the fewest number of generations in captivity, to use large brood stock sizes (Grant et al., 2017), and to modify hatchery environments to mimic key aspects of natural conditions, e.g. add shelters, use low densities (Johnsson et al., 2014). The escape of farmed fish into the wild is inevitable as long as facilities are not fully contained (Glover et al., 2017). Yet, all efforts should be made to prevent escapes because the recapture of escaped fish is broadly ineffective in marine habitats (Dempster et al., 2018). Dempster et al. (2018) suggested three approaches to reducing escapes: (i) protect populations of predatory fish around sea-cage farms because they prey upon smaller escapees; (ii) construct impact offset programs to target recapture in habitats where escapees can be efficiently caught; and (iii) ensure that technical standards are legislated so that fish farms invest in preventative technologies to minimize escapees. In Norway, following the implantation of new technical standards for the design, dimensioning, and operation of sea-cage farms, the total number of escaped Atlantic salmon declined by more than half between 2001-2006 and 2007-2011, despite the total number of salmon held in sea-cages increasing by > 50% (Dempster et al., 2018).

Table 1. Description of the domestication levels of fish species (modified from Teletchea and Fontaine, 2014; Teletchea, 2017).

Level	Description
5	Selective breeding programmes are applied focusing on specific goals
4	Entire life cycle is controlled in captivity without the use of wild inputs
3	Entire life cycle is controlled in captivity, yet wild inputs are still used
2	Only part of the life cycle is controlled in captivity due to key bottlenecks
1	First trials of acclimatization to captivity
0	Capture fisheries of wild animals in nature

Table 2. Domestication levels of fish species based on Teletchea and Fontaine (2014) and www.fishbase.org (Froese and Pauly, 2018) (for families). Total nb of species: total number of species farmed between 1950 and 2009 as listed in the FAO database; Nb of species in 2009: number of species still farmed in 2009; Domestication level; domestication level (see Table I) of all farmed species since 1950; Production in 2009: total aquaculture production for all species in 2009 per family according to the FAO database (in tons).

Family name	Total nb of species	Nb of species in 2009	Domestication level					Production in 2009 (t)
			1	2	3	4	5	
Acipenseridae	8	4	0	1	1	1	5	321
Anabantidae	1	1			1			3,929
Anarhichadidae	2	0	1			1		0
Anguillidae	5	4	1	3	1			275,159
Anostomidae	1	1			1			6,252
Arapaimidae	2	2		2				2,330
Atherinopsidae	1	0		1				0
Bagridae	4	3	1	1	2			183,679
Bryconidae	3	2	1	1	1			2619
Callichthyidae	1	1		1				1
Carangidae	9	7	1	4	3	1		179,758
Centrarchidae	3	3		1	2			175,205
Centropomidae	1	0		1				0
Chanidae	1	1				1		717,728
Channidae	6	6	2	2	1	1		398,364
Cichlidae	15	10	2	3	3	6	1	3,096,933
Clariidae	7	4	1	2	3	1		223,791
Claroteidae	1	1				1		20
Clupeidae	2	1		2				34
Cobitidae	1	1		1				177,012
Cyprinidae	35	34	8	9	4	4	10	21,284,073
Eleotridae	2	2		1	1			1,684
Esocidae	1	1				1		694
Gadidae	3	1			2		1	22,729
Gasterosteidae	1	1				1		40
Gymnarchidae	1	1		1				4,609
Helostomatidae	1	1				1		3,613
Hepsetidae	1	1			1			1,349
Heptapteridae	2	2		1	1			1,091
Heteropneustidae	1	1			1			2,790
Hexagrammidae	1	0	1					0
Ictaluridae	2	1			1		1	449,753
Labridae	1	1	1					44
Lateolabracidae	1	1				1		104,366
Latidae	3	2		1	1	1		59,291
Lethrinidae	1	1	1					94
Loricariidae	1	1	1					31
Lutjanidae	6	3	1	3	2			7,476
Monodactylidae	1	1		1				11,570
Moronidae	3	2			2		1	117,888
Mugilidae	6	3	2	2	1	1		222,486
Muraenesocidae	1	0	1					0
Notopteridae	3	3		2	1			9,393

Table 2. Continued

Family name	Total nb of species	Nb of species in 2009	Domestication level					Production in 2009 (t)
			1	2	3	4	5	
Ophichthidae	1	1		1				7
Osmeridae	1	1		1				14,814
Osphronemidae	2	2			2			89,678
Pangasiidae	3	3			1	2		1,293,610
Paralichthyidae	1	1					1	59,328
Percichthyidae	3	1		2	1			235,514
Percidae	3	3			1	2		969
Pimelodidae	3	1		3				2,126
Plecoglossidae	2	2		2				24,182
Pleuronectidae	2	2	1			1		1,807
Polynemidae	2	1		2				1,147
Pomatomidae	1	0	1					0
Prochilodontidae	3	2		3				4,502
Rachycentridae	1	1				1		31,926
Regalecidae	1	1		1				30
Salmonidae	15	9	2	1	1	3	8	2,384,812
Sciaenidae	8	5	3		2	3		121,679
Scombridae	4	3		3	1			8,735
Scophthalmidae	2	1	1				1	69,557
Sebastidae	1	1				1		33,020
Serranidae	9	5	1	5	3			4,562
Serrasalminidae	4	4			1	3		201,387
Siganidae	3	1	3					2
Siluridae	3	3		1	1	1		332,585
Soleidae	2	2			2			93
Sparidae	16	9	1	1	8	5	1	219,572
Synbranchidae	1	1		1				237,084
Terapontidae	1	1		1				9,763
Total	250	183	39	75	61	45	30	33,130,690

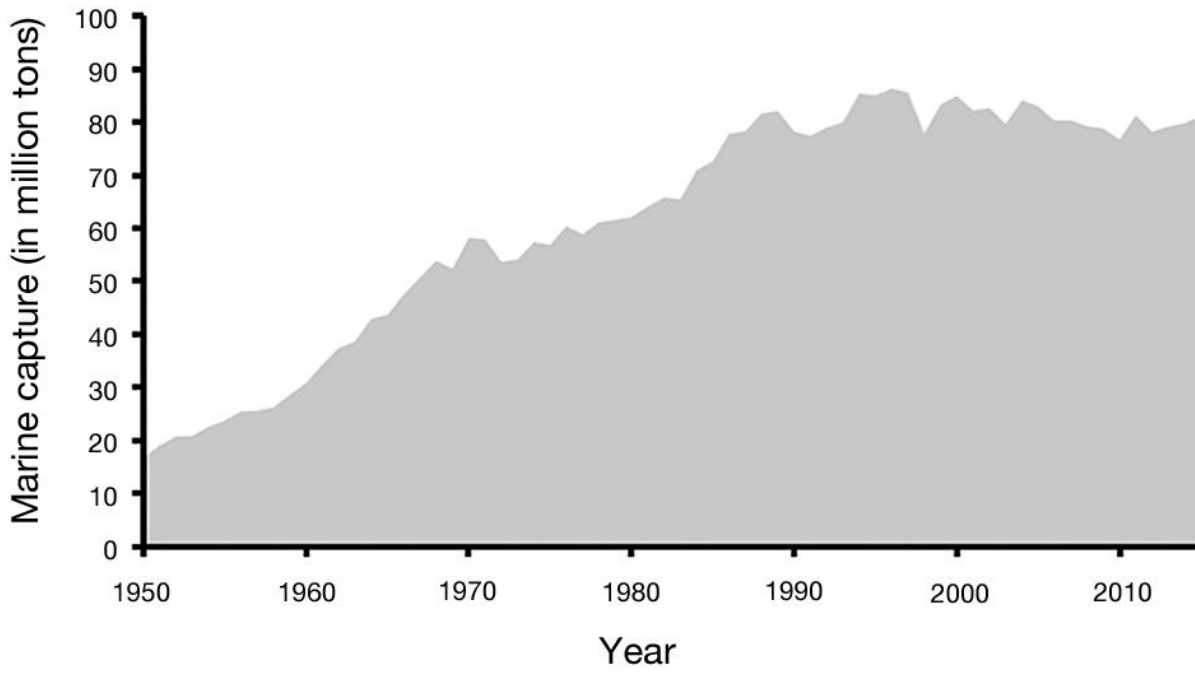


Figure 1. Evolution of global marine capture fisheries since 1950 (based on the FAO database).

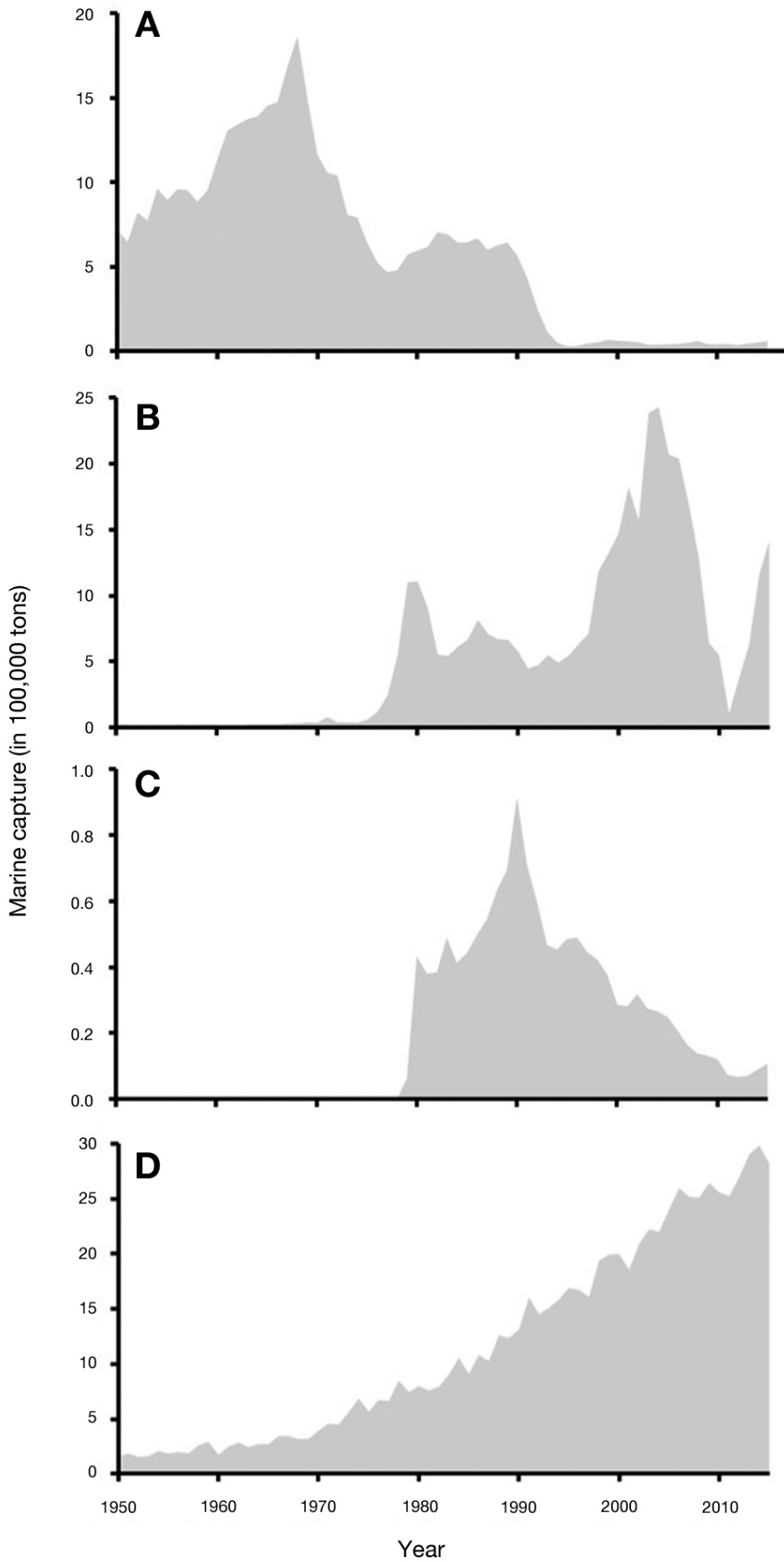


Figure 2. Evolution of marine capture fisheries since 1950 of Atlantic cod *Gadus morhua* (A), blue whiting *Micromesistius poutassou* (B), orange roughy *Hoplostethus atlanticus* (C), and skipjack tuna *Katsuwonus pelamis* (D) (based on the FAO database).

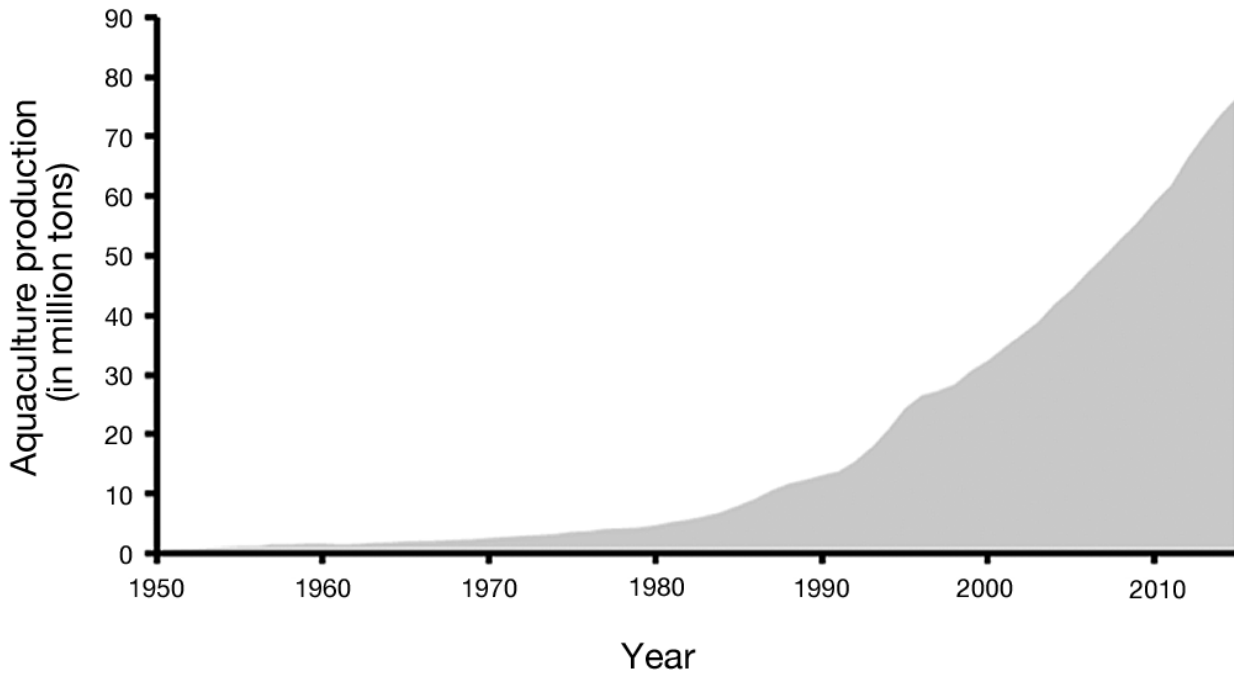


Figure 3. Evolution of global aquaculture since 1950 (based on the FAO database).

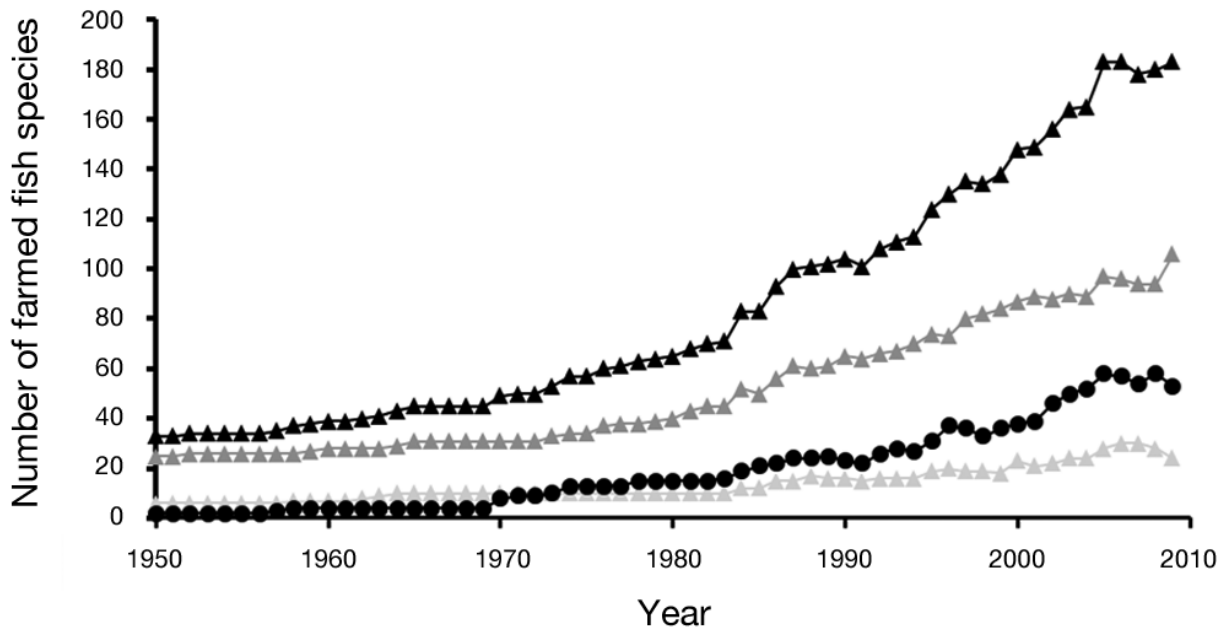


Figure 4. based on Teletchea and Fontaine, 2014). Total number of farmed fish species (black triangles), freshwater species (dark grey triangles), marine species (black circles), diadromous species (light grey triangles).

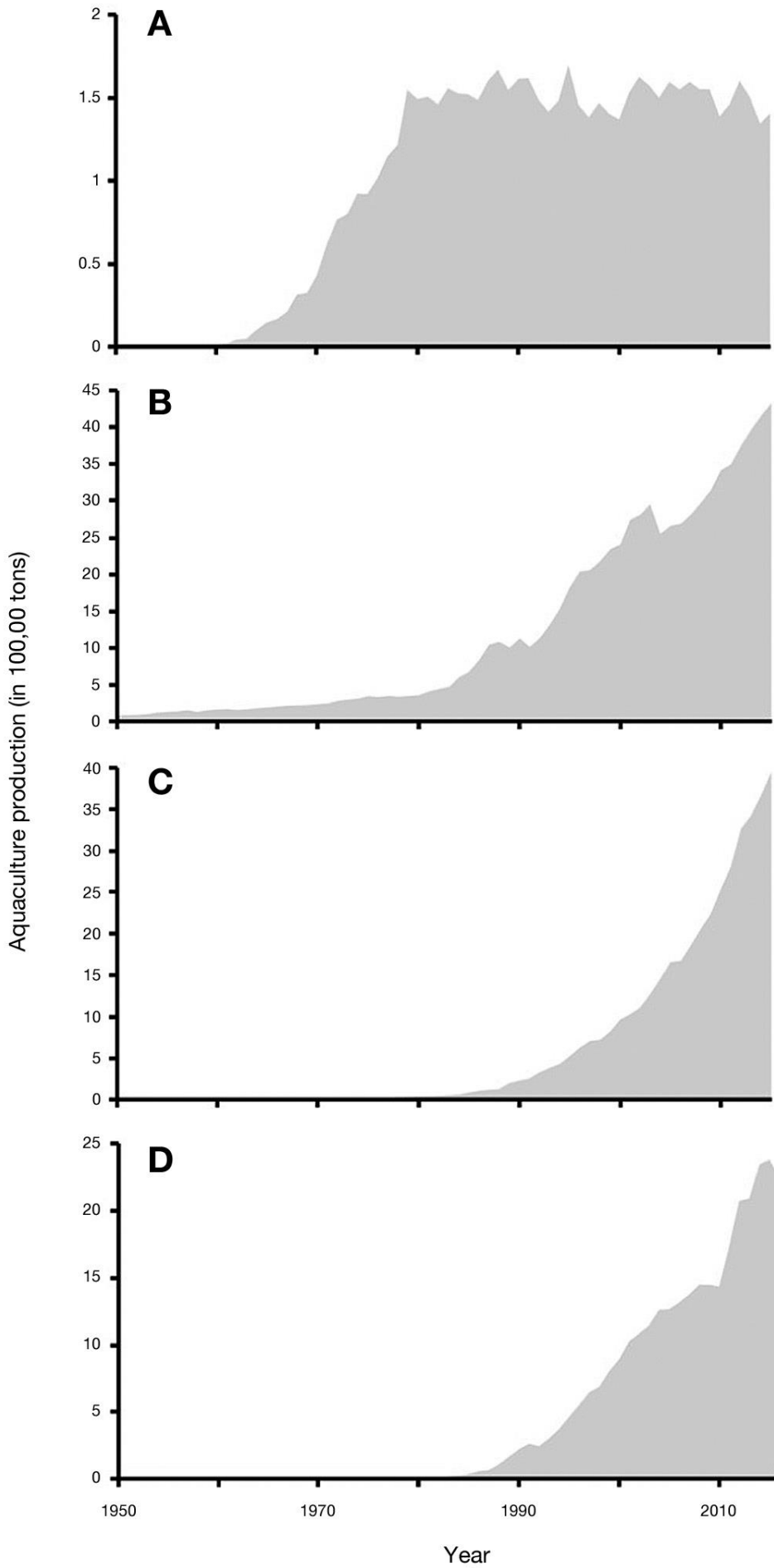


Figure 5. Evolution of aquaculture production since 1950 of Japanese amberjack *Seriola quinqueradiata* (A), common carp *Cyprinus carpio* (B), Nile tilapia *Oreochromis niloticus* (C), and Atlantic salmon *Salmo salar* (D) (based on the FAO database).

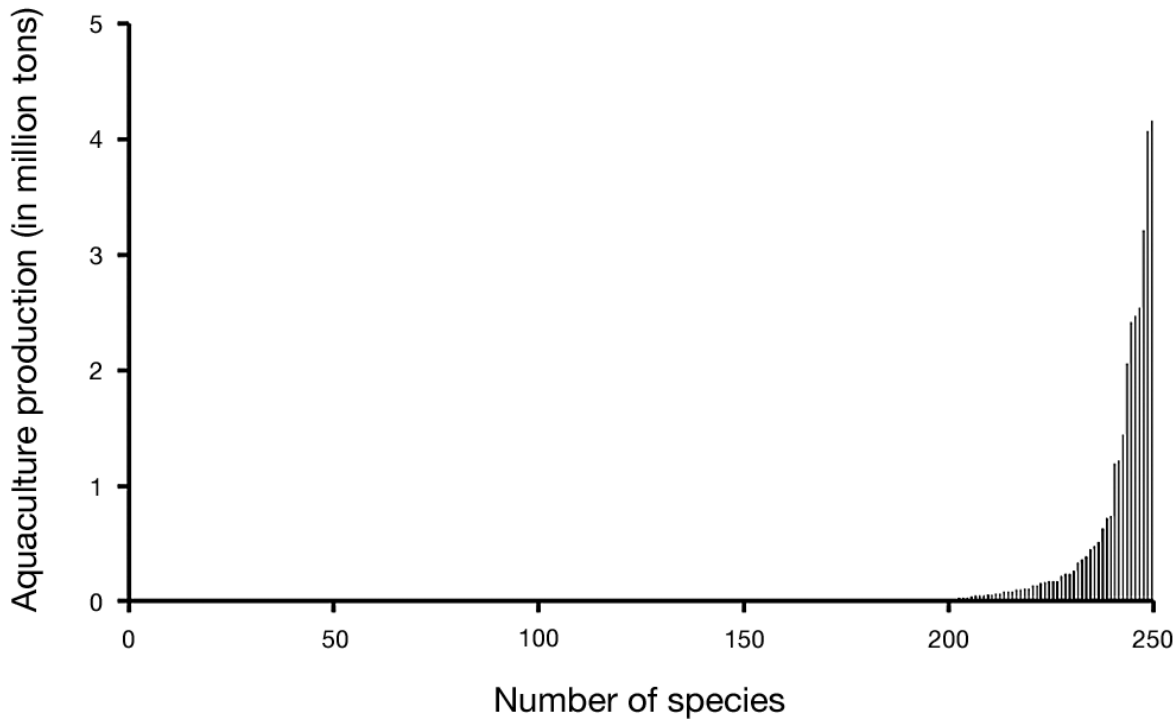


Figure 6. Aquaculture production for the 250 farmed species listed in the FAO database in 2009 (based on Teletchea and Fontaine, 2014).

3. References

- ALVAREZ-LAJONCHÈRE L. & IBARRA-CASTRO L., 2013. – Aquaculture species selection method applied to marine fish in the Caribbean. *Aquaculture*, 408-409: 20-29.
- BALON E.K., 2004. – About the oldest domesticates among fishes. *J. Fish Biol.*, 65: 1-27.
- BELL J.D., WATSON R.A. & YE Y., 2017. – Global fishing capacity and fishing effort from 1950 to 2012. *Fish Fish.*, 18: 489-505.
- BILIO M., 2008. – Controlled Reproduction and Domestication in Aquaculture. 67 p. European Aquaculture Society, Oostende.
- CASAL C.M.V., 2006. – Global documentation of fish introductions: the growing crisis and recommendations for action. *Biol. Invasions*, 8: 3-11.
- CHAVANNE H., JANSSEN K., HOFHERR J., CONTINI F., HAF-FRAY P., AQUATRACE CONSORTIUM, KOMEN H., NIELSEN E.E. & BARGELLONI L., 2016. – A comprehensive survey on selective breeding programs and seed market in the European aquaculture fish industry. *Aquacult. Int.*, 24: 1287-1307.
- CHILD E.V.G., 1936. – *Man Makes Himself. L'Invention de la Civilisation*, Ed. Gonthier, Paris, 1963, for the French translation.
- COSTELLO C., OVANDO D., CLAVELLE T., STRAUSS K., HILBORN R., MELNYCHUK M.C., BRANCH T.A., GAINES S.D., SZUWALSKI C.S., CABRAL R.R., RADER D.N. & LELAND A., 2016. – Global fishery prospects under contrasting management regimes. *Proc. Natl. Acad. Sci. USA*, 113: 5125-5129.
- CHRISTIE M.R., MARINE M.L., FOX S.E., FRENCH R.A. & BLOUIN M.S., 2016. – A single generation of domestication heritably alters the expression of hundreds of genes. *Nat. Commun.*, 10: 10676.
- DEMPSTER T., ARECHAVALA-LOPEZ P., BARRETT L.K., FLEMING I.A., SANCHEZ JEREZ P. & UGLEM I., 2018. – Recapturing escaped fish from marine is largely unsuccessful: alternatives to reduce the number of escapees in the wild. *Rev. Aquacult.*, 10: 153-167.
- DE SILVA S.S., NGUYEN T.T.T., TURCHINI G.M., AMARAS-INGHE U.S. & ABERY N.W., 2009. – Alien species in aquaculture and biodiversity: A paradox in food production. *Ambio*, 38: 24-28.
- DIAMOND J., 2002. – Evolution, consequences and future of plant and animal domestication. *Nature*, 418: 700-707.
- DUARTE C.M., MARBA N. & HOMER M., 2007. – Rapid domestication of marine species. *Science*, 316: 382-383.
- FAO, 2016. – *The State of World Fisheries and Aquaculture 2016. Contributing to food security and nutrition for all*. Rome, 200 p.
- FOLEY J.A., DEFRIES R., ASNER G.P., BARFORD C., BONAN G., CARPENTER S.R., CHAPIN F.S., COE M.T., DAILY G.C., GIBBS H.K., HELKOWSKI J.H., HOLLOWAY T., HOWARD E.A., KUCHARIK C.J., MONFREDA C., PATZ J.A., PRENTICE I.C., RAMANKUTTY N. & SNYDER P.K., 2005. – Global consequences of land use. *Science*, 309: 570-574.
- FROESE R. & PAULY D., Eds, 2018. – *FishBase. World Wide Web electronic publication. www.fishbase.org*, version (06/2018).
- FROESE R., ZELLER D., KLEISNER K. & PAULY D., 2012. – What catch data can tell us about the status of global fisheries. *Mar. Biol.*, 159: 1283-1292.
- GARCIA S.M. & GRAINGER R.J.R., 2005. – Gloom and doom? The future of marine capture fisheries. *Philos. Trans. R. Soc. Lond., B Biol. Sci.*, 360: 21-46.
- GJEDREM T., 2010. – The first family-based breeding program in aquaculture. *Rev. Aquacult.* 2: 2-15.
- GJEDREM T. & RYE M., 2016. – Selection response in fish and shellfish: a review. *Rev. Aquacult.* 18: 168-179.
- GLOVER K.A., SOLBERG M.F., MCGINNITY P., HINDAR K., VERSPOOR E., COULSON M.W., HANSEN M.M., ARAKI H. SKAALA Ø & SVÅSAND T., 2017. – Half a century of genetic interaction between farmed and wild Atlantic salmon: status of knowledge and unanswered questions. *Fish Fish.*, 18: 890-927.
- GRANT S.W., JASPER J., BEKKEVOLD D. & ADKISON M., 2017. – Responsible genetic approach to stock restoration, sea ranching and stock enhancement of marine fishes and invertebrates. *Rev. Fish Biol. Fish.*, 27: 615-649.
- HUTCHINGS J.A. & REYNOLDS D., 2004. – Marine fish population collapses: consequences for recovery and extinction risk. *Bioscience*, 54: 297-309.
- JANSSEN K., CHAVANNE H., BERENTSEN P. & KOMEN H., 2017. – Impact of selective breeding on European aquaculture. *Aquaculture*, 472, 8-16.
- JOBLING M., 2010. – Chapter 4. Farmed fish and their characteristics. In: *Finfish Aquaculture Diversification (Le François N., Jobling M., Carter C. & Blier P., eds)*, pp. 88-99. CABl, Oxfordshire.
- JOHNSON J.I., BROCKMARK S. & NÄSLUND J., 2014. – Environmental effects on behavior development consequences for fitness of captive-reared fishes in the wild. *J. Fish Biol.*, 85: 1946-1971.
- KITADA S., 2018. – Economic, ecological and genetic impacts of marine stock enhancement and sea ranching: A systematic review. *Fish Fish.*, 19: 511-532.
- KLINGER D.H., TURNIPSEED M., ANDERSON J.L., ASCHE F., CROWDER L.B., GUTTORMSEN A.G., HALPERN B.S., O'CONNOR M.I., SAGARIN R., SELKOE K.A., SHESTER G.G., SMITH M.D. & TYEDMERS P., 2013. – Moving beyond the fished and farmed dichotomy. *Mar. Pol.*, 38: 369-374.
- LAZARD J. & LEVÉQUE J., 2009. – Introduction et transferts d'espèces de poissons d'eau douce. *CØ Agric.*, 18: 157-163.
- LI Y. & PONZONI R.W., 2015. – Some aspects of design and analysis of selection programmes in aquaculture species. *J. Anim. Breed. Genet.*, 132: 169-175.
- LORENZEN K., BEVERIDGE M.C.M. & MANGEL L., 2012. – Cultured fish: integrative biology and management of domestication and interactions with wild fish. *Biol. Rev.*, 87: 639-660.
- MORATO T., WATSON R., PITCHER T.J. & PAULY D., 2006. – Fishing down the deep. *Fish Fish.*, 7: 23-33.
- NGUYEN N.H., 2016. – Genetic improvements for important farmed aquaculture species with a reference to carp, tilapia and prawns in Asia: achievements, lessons and challenges. *Fish Fish.*, 17: 483-506.
- OLESEN I., BENTSEN H.B., PHILLIPS M. & PONZONI R.W., 2015. – Can the global adoption of genetically improved farmed fish increase beyond 10%, and how? *J. Mar. Sci. Eng. 3*: 240266.
- OTTOLENGHI F., SILVESTRI C., GIODANO P., LOVATELLI A. & NEW M.B., 2004. – Capture-based Aquaculture, The Fattening of Eels, Groupers, Tuna and Yellowtails. FAO, Rome: 1-308.
- PAULY D., 2009. – Beyond duplicity and ignorance in global fisheries. *Sci. Mar.*, 73: 215-224.
- PAULY D. & ZELLER D., 2016. – Catch reconstructions reveal that global marine fisheries catches are higher than reported and declining. *Nat. Commun.*, 7: 1020.
- PAULY D., CHRISTENSEN V., DALSGAARD J., FROESE R. & TORRES F., 1998. – Fishing down marine food webs. *Science*, 279: 860-863.

- PAULY D., CHRISTENSEN V., GUENETTE S., PITCHER T.J., SUMAILA U.R., WALTERS C.J., WATSON R. & ZELLER D., 2002. – Towards sustainability in world fisheries. *Nature*, 418: 689-695.
- SCHRANK W.E. & ROY N., 2013. – The Newfoundland fishery and economy twenty years after the Northern cod moratorium. *Mar. Resour. Econ.*, 28: 397-413.
- SHELTON W.L. & ROTHBARD S., 2006. – Exotic species in global aquaculture: a review. *Isr. J. Aquacult.* – *Bamid*, 58: 3-28.
- SWARTZ W., SALA E., TRACEY S., WATSON R. & PAULY D., 2010. – The spatial expansion and ecological footprint of fisheries (1950 to present). *PLoS ONE*, 5: e15143
- TELETCHÉA F., 2012. – Qu'est-ce qu'un poisson domestique ? Implications pour le développement futur de l'aquaculture. *Ethnozootecnie*, 90: 7-12.
- TELETCHÉA F., 2015a. – Domestication of marine species: update and perspectives. *J. Mar. Sci. Eng.*, 3: 1227-1243.
- TELETCHÉA F., 2015b. – Domestication and genetics: what a comparison between land and aquatic species can bring? In: *Evolutionary Biology: Biodiversification from Genotype to Phenotype*, Chapter 20 (Pontarotti P., ed.), pp. 389-401. Springer.
- TELETCHÉA F., 2016a. – De la pêche à l'aquaculture. *Demain, quels poissons dans nos assiettes ?* Editions Belin, Paris, 180 p. ISBN 978-2701164397.
- TELETCHÉA F., 2016b. – Is fish domestication going too fast? *Nat. Resour.*, 7: 399-404.
- TELETCHÉA F., 2016c. – Apports de la systématique à la domestication de nouvelles espèces en aquaculture : applications aux premiers stades vie. Habilitation à Diriger des Recherches defended on 09 December 2016. École doctorale RP2E (Université de Lorraine). 92 p. [available here https://www.research-gate.net/publication/317336424_Habilitation_Apports_de_la_systematique_a_la_domestication_de_nouvelles_especes_en_aquaculture_applications_aux_premiers_stades_vie].
- TELETCHÉA F., 2017. – Wildlife conservation: is domestication a solution? In: *Global Exposition of Wildlife Management* (Gbolagade S.A. Lameed), pp. 1-22. IntechOpen. DOI: 10.5772/65660.
- TELETCHÉA F. & BEISEL J.N. 2018. – Alien fish species in France with emphasis on the recent invasion of gobies. *Biological Resources of Water* (Sajal Ray), IntechOpen. DOI: 10.5772/intechopen.73408.
- TELETCHÉA F. & FONTAINE P. 2013. – Beyond the levels of domestication in fish: must all farmed species be domesticated? *Proc. of the VI International Conference "Water and Fish"* 12-14 June, University of Belgrade, Serbia, pp. 74-81.
- TELETCHÉA F. & FONTAINE P., 2014. – Levels of domestication in fish: implications for the sustainable future of aquaculture. *Fish Fish.*, 15: 181-195.
- TELETCHÉA F., FOSTIER A., KÄMLER E., GARDEUR J.N., LE BAIL P.Y., JALABERT B. & FONTAINE P., 2009. – Comparative analysis of reproductive traits in 65 freshwater fish species: application to the domestication of new fish species. *Rev. Fish Biol Fish.* 19: 403-430.
- TURCHINI G.M. & DE SILVA S.S., 2008. – Bio-economical and ethical impacts of alien finfish culture in European inland waters. *Aquacult. Int.*, 16: 243-272.
- ULRICH S.P., 2017. – Native fish species boosting Brazilian's aquaculture development. *Acta Fish. Aquat. Res.*, 5: 1-9.
- VALLADAO G.M.R., GALLANI S.U. & PILARSKI F., 2018. – South American fish for continental aquaculture. *Rev. Aquacult.*, 10: 351-369.
- VANDEPUTTE M., 2009. – L'amélioration génétique de la carpe commune (*Cyprinus carpio* L.). *Cah. Agric.*, 18: 256-261.
- VIGNE J.D., 2011. – The origins of animal domestication and husbandry: a major change in the history of humanity and the biosphere. *C. R. Biol.*, 334: 171-181.
- VIGNE J.D., 2015. – Early domestication and farming: what should we know or do for a better understanding? *Anthropozoologica*, 50: 123-150.
- WRINGE B.F., PURCHASE C.F. & FLEMING I.A., 2016. – In search of a "cultured fish phenotype": a systematic review, meta-analysis and vote-counting. *Rev. Fish Biol Fish.*, 26: 351373.

4. Acknowledgements

This paper is based on a keynote presentation given during the 7th "Rencontres de l'ichtyologie en France" held in Paris in March 2018. I am grateful to the SFI for inviting and providing financial support for attending this meeting. I also thank two anonymous

reviewers for their comments on an earlier version of the manuscript, and Paul Venturelli for correcting English.