



**HAL**  
open science

## **MGIS: managing banana (*Musa* spp.) genetic resources information and high-throughput genotyping data**

Max Ruas, V. Guignon, Guilhem Sempere, Julie Sardos, Yann Hueber, Hugo Duvergey, A. Andrieu, R. Chase, Christophe Jenny, T. Hazekamp, et al.

### ► To cite this version:

Max Ruas, V. Guignon, Guilhem Sempere, Julie Sardos, Yann Hueber, et al.. MGIS: managing banana (*Musa* spp.) genetic resources information and high-throughput genotyping data. Database - The journal of Biological Databases and Curation, 2017, pp.1-12. 10.1093/database/bax046 . hal-02624389

**HAL Id: hal-02624389**

**<https://hal.inrae.fr/hal-02624389>**

Submitted on 26 May 2020

**HAL** is a multi-disciplinary open access archive for the deposit and dissemination of scientific research documents, whether they are published or not. The documents may come from teaching and research institutions in France or abroad, or from public or private research centers.

L'archive ouverte pluridisciplinaire **HAL**, est destinée au dépôt et à la diffusion de documents scientifiques de niveau recherche, publiés ou non, émanant des établissements d'enseignement et de recherche français ou étrangers, des laboratoires publics ou privés.



Distributed under a Creative Commons Attribution 4.0 International License



## Database tool

# MGIS: managing banana (*Musa* spp.) genetic resources information and high-throughput genotyping data

Max Ruas<sup>1,\*†</sup>, V. Guignon<sup>1,2,†</sup>, G. Sempere<sup>3,2</sup>, J. Sardos<sup>1</sup>, Y. Hueber<sup>1,2</sup>, H. Duvergey<sup>1</sup>, A. Andrieu<sup>1</sup>, R. Chase<sup>1</sup>, C. Jenny<sup>3</sup>, T. Hazekamp<sup>1</sup>, B. Irish<sup>4</sup>, K. Jelali<sup>1</sup>, J. Adeka<sup>5</sup>, T. Ayala-Silva<sup>4</sup>, C.P. Chao<sup>6</sup>, J. Daniells<sup>7</sup>, B. Dowiya<sup>8</sup>, B. Effa effa<sup>9</sup>, L. Gueco<sup>10</sup>, L. Herradura<sup>11</sup>, L. Ibobondji<sup>12</sup>, E. Kempenaers<sup>13</sup>, J. Kilangi<sup>14</sup>, S. Muhangi<sup>15</sup>, P. Ngo Xuan<sup>16</sup>, J. Paofa<sup>17</sup>, C. Pavis<sup>18</sup>, D. Thiemele<sup>19</sup>, C. Tossou<sup>20</sup>, J. Sandoval<sup>21</sup>, A. Sutanto<sup>22</sup>, G. Vangu Paka<sup>8</sup>, G. Yi<sup>23</sup>, I. Van den houwe<sup>13</sup>, N. Roux<sup>1,13</sup> and M. Rouard<sup>1,2,\*</sup>

<sup>1</sup>Bioversity International, Parc Scientifique Agropolis II, 34397 Montpellier Cedex 5, France, <sup>2</sup>South Green Bioinformatics Platform, Montpellier, France, <sup>3</sup>CIRAD, UMR AGAP 34398 Montpellier Cedex 5, France, <sup>4</sup>USDA-ARS-Tropical Agriculture Research Station, Mayaguez, Puerto Rico, <sup>5</sup>University of Kisangani, Kisangani (UNIKIS), Democratic Republic of Congo, <sup>6</sup>Taiwan Banana Research Institute (TBRI), Chiuju, Pingtung, Taiwan, Republic of China, <sup>7</sup>Department of Agriculture, Fisheries and Forestry, Queensland Government (DAFF South Johnstone), Brisbane, Australia, <sup>8</sup>Institut National pour l'Etude et la Recherche Agronomiques (INERA), Democratic Republic of Congo, <sup>9</sup>Centre National de la Recherche Scientifique et Technologique (CENAREST), Libreville, Gabon, <sup>10</sup>Institute of Plant Breeding (IPB), University of the Philippines (UPLB), Los Baños, Philippines, <sup>11</sup>Bureau of Plant Industry (BPI) - Davao National Crop Research and Development Center, Davao City, Philippines, <sup>12</sup>Centre Africain de Recherche sur Bananes et Plantains (CARBAP), Njombe, Cameroon, <sup>13</sup>Bioversity International, International Musa Germplasm Transit Center (ITC), KULeuven, Leuven, Belgium, <sup>14</sup>Agricultural Research Institute (ARI) Maruku, Bukoba, Tanzania, <sup>15</sup>National Agricultural Research Organization (NARO), Mbarara, Uganda, <sup>16</sup>Fruit and Vegetable Research Institute (FAVRI), Hanoi, Vietnam, <sup>17</sup>National Agricultural Research Institute (NARI), Laloki Papua, New Guinea, <sup>18</sup>CRB Plantes Tropicales, CIRAD INRA – Neufchâteau, Guadeloupe, France, <sup>19</sup>Centre National de Recherches Agronomiques (CNRA), Abidjan, Cote d'Ivoire, <sup>20</sup>Institut National de Recherche Agronomique du Bénin (INRAB), Cotonou, Bénin, <sup>21</sup>Corporación Bananera Nacional S.A (CORBANA), San José, Costa Rica, <sup>22</sup>Indonesian Centre for Horticultural Research and Development (ICHORD), Bogor, Indonesia and <sup>23</sup>Institute of Fruit Tree Research (IFTR), Guangdong Academy of Agricultural Sciences (GDAAS), Guangdong, China

\*Corresponding author: Tel.: +33 4 67 61 13 02; Fax: +33 4 67 61 03 34; Email: m.ruas@cgiar.org

Correspondence may also be addressed to Mathieu Rouard. Tel.: +33 4 67 61 13 02; Fax: +33 4 67 61 03 34; Email: m.rouard@cgiar.org

†These authors equally contributed to the work.

Citation details: Ruas, M., Guignon, V., Sempere, G. *et al.* MGIS: managing banana (*Musa* spp.) genetic resources information and high-throughput genotyping data. *Database* (2017) Vol. 2017: article ID bax046; doi:10.1093/database/bax046

Received 16 March 2017; Revised 11 May 2017; Accepted 12 May 2017

## Abstract

Unraveling the genetic diversity held in genebanks on a large scale is underway, due to advances in Next-generation sequence (NGS) based technologies that produce high-density genetic markers for a large number of samples at low cost. Genebank users should be in a position to identify and select germplasm from the global genepool based on a combination of passport, genotypic and phenotypic data. To facilitate this, a new generation of information systems is being designed to efficiently handle data and link it with other external resources such as genome or breeding databases. The *Musa* Germplasm Information System (MGIS), the database for global *ex situ*-held banana genetic resources, has been developed to address those needs in a user-friendly way. In developing MGIS, we selected a generic database schema (Chado), the robust content management system Drupal for the user interface, and Tripal, a set of Drupal modules which links the Chado schema to Drupal. MGIS allows germplasm collection examination, accession browsing, advanced search functions, and germplasm orders. Additionally, we developed unique graphical interfaces to compare accessions and to explore them based on their taxonomic information. Accession-based data has been enriched with publications, genotyping studies and associated genotyping datasets reporting on germplasm use. Finally, an interoperability layer has been implemented to facilitate the link with complementary databases like the Banana Genome Hub and the MusaBase breeding database.

**Database URL:** <https://www.crop-diversity.org/mgis/>

## Introduction

The collection, conservation, characterization and breeding of cultivated plants and their wild relatives contribute to the preservation of biological diversity and are essential components in ensuring food security. Information systems for plant germplasm collections or genebanks (e.g. Genesys [www.genesys-pgr.org](http://www.genesys-pgr.org), GRIN-Global [www.ars-grin.gov/npgs](http://www.ars-grin.gov/npgs)) provide documentation on a large number of Plant Genetic Resources (PGR). In addition, these information systems allow users to request PGRs, including seeds, *in vitro* plantlets, leaves and other types of samples. Conservation and further use of PGRs rely on information systems describing the germplasm material held in collections. For many crops, insufficient genetic information is available on the holdings in genebanks. Furthermore, these systems contain little genomic data, in spite of their usefulness in characterizing genetic resources. Conversely, crop genomic databases focus on a small number of genotypes restricted to a reference genome sequence for a particular species or crop (1–3) or a collection of reference genomes to facilitate comparative genomic studies (4–6). Information on the selected sequenced genotypes is often considered secondary data, and links to the original germplasm are frequently missing or included only in the publication, which can hamper researchers wishing to perform subsequent analyses on the same germplasm. These two

types of resources have traditionally been managed with distinct tools and by different communities, although some recent developments are now proposing to create interoperability between those different datasets (7, 8). Next-generation sequencing (NGS) has the potential to change the way scientists deal with genetic resources by unlocking genetic diversity stored in genebanks (9, 10). This technology also allows genebank users to select germplasm material based not only on passport and phenotypic data, but also on genomic information. However, NGS raises several unique challenges, including managing the volume and diversity of generated sequences, providing appropriate storage facilities and developing analytical and graphical visualization tools (11–13).

Bananas (*Musa* spp.) are an important staple crop for global food security. They are susceptible to many pests and diseases (e.g. Panama disease/Fusarium wilt) which greatly limits global production (14). Although commercial banana production is dominated by only a few genotypes, around the world collections of *Musa* germplasm contain >15 000 accessions (i.e. unique samples in a germplasm collection) distributed among 56 collections (15). These collections represent a wide range of phenotypic variation and genome constitutions. Unraveling and exploiting genetic diversity in banana germplasm collections is critically important as long-term sustainable crop cultivation

depends on this diversity in order to adapt to the ever-changing agro-environment. Here, we report on the latest developments of the *Musa* Germplasm Information System (MGIS). MGIS is the largest database for banana genetic resources and includes passport and characterization data, voucher images and genomic-based marker information generated for a large number of accessions. Data associated with accessions in MGIS will help identify important agricultural traits of banana and thus support targeted analyses and distribution of diverse germplasm to researchers, breeders and farmers.

## Database content

### Germplasm data

The MGIS crop-specific database was originally developed with the objective to collect and share publicly all available information on the accessions held by *ex situ* *Musa* collections worldwide (Figure 1). It contains key information including passport data, botanical classification,

morphotaxonomic and phenotypic descriptors, ploidy and digital voucher images. It is compliant with the Multi-Crop Passport Descriptors (MCPD) (16) which have been widely used as the international standard to facilitate germplasm passport information exchange. Banana germplasm are identified by accession numbers (i.e. unique identifier in a collection) that will be complemented soon by Digital Object Identifiers (DOI) following the specifications of the International Treaty on Plant Genetic Resources for Food and Agriculture (ITPGRFA) (<http://www.fao.org/plant-treaty/areas-of-work/global-information-system/faq/en/>).

Currently, MGIS maintains information related to 4587 accessions from 21 collections (Table 1). The main source of information and most diverse set of *Musa* germplasm available for distribution internationally is managed by Bioversity International’s International *Musa* Germplasm Transit Center (ITC) and hosted at the Katholieke Universiteit Leuven (KU Leuven) in Belgium. ITC accessions that are certified disease-free can be requested directly via the MGIS website. Users can also download the

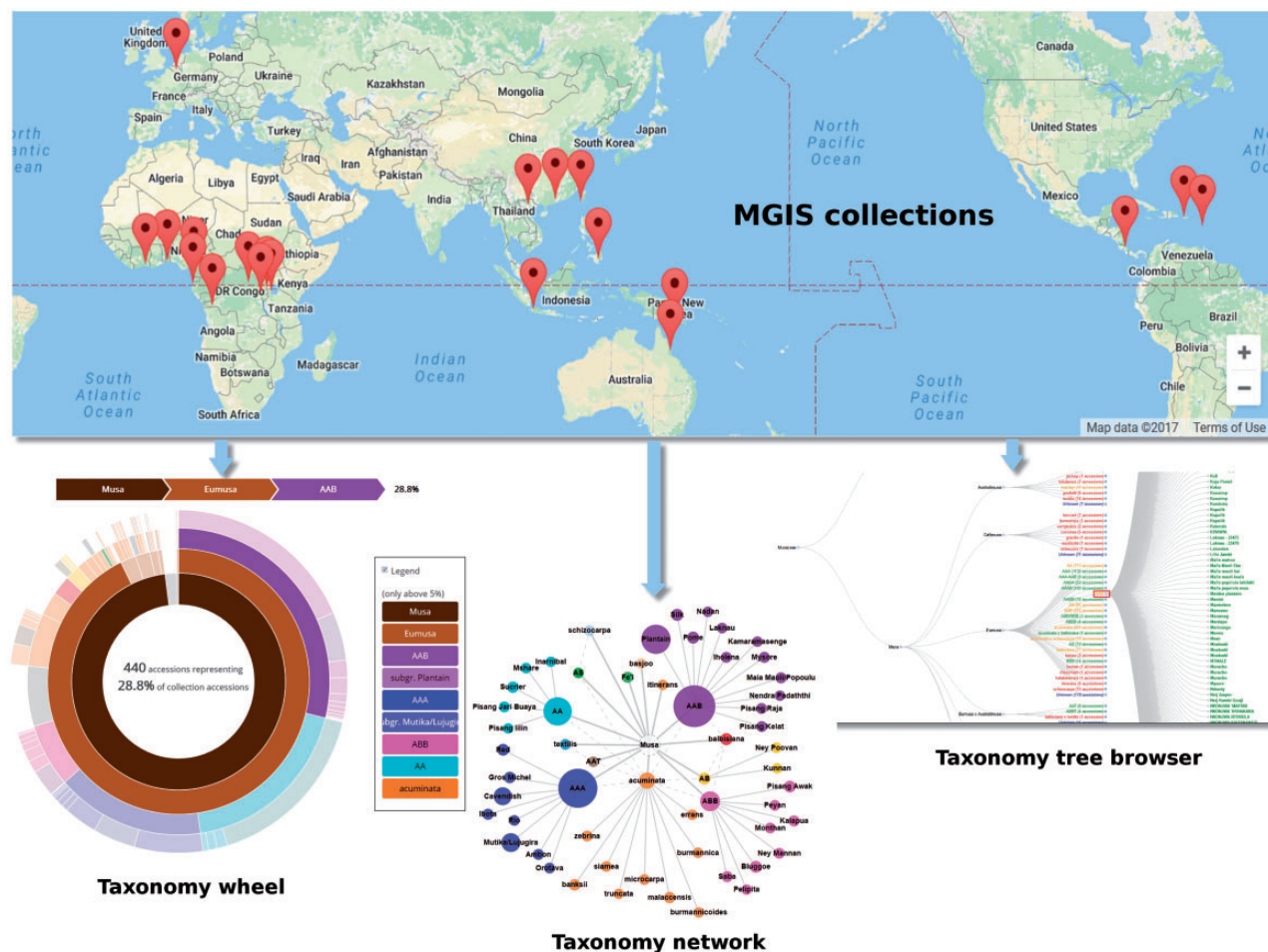


Figure 1. Overview of the germplasm collections in MGIS and associated browsers to explore banana diversity via the taxonomy wheel, the taxonomy tree and the taxonomy network. All of them provide an easy way to navigate within the accessions.

**Table 1.** List of banana collections and status of data sharing in MGIS (as of March 2017)

<i>Collections in MGIS (DSA signed and data updated)</i>			
Country	Acronym	Institute	No. of accessions
<i>Australia</i>	DAFF South Johnstone	Department of Agriculture, Fisheries and Forestry, Queensland Government	42
<i>Belgium</i>	ITC	Bioversity International Musa Germplasm Transit Centre	1527
<i>Benin</i>	INRAB	Institut National de Recherche Agricole	19
<i>Cameroon</i>	CARBAP	Centre Africain de Recherche sur Bananes et Plantains Station de Recherches Agronomique	356
<i>China</i>	IFTR/GDAAS	Institute of Fruit Tree Research, Guangdong Academy of Agricultural Sciences	217
<i>Republic of China</i>	TBRI	<i>Taiwan</i> Banana Research Institute	225
<i>Congo, DRC</i>	INERA (Mvuazi)	Institut National pour l'Etude et la Recherche Agronomiques	57
<i>Congo, DRC</i>	INERA (Mulungu)	Institut National pour l'Etude et la Recherche Agronomiques	36
<i>Congo, DRC</i>	UNIKIS-FS	Faculty of Sciences, University of Kisangani	109
<i>Costa Rica</i>	CORBANA	Corporación Bananera Nacional S.A.	108
<i>Gabon</i>	CENAREST	Centre National de la Recherche Scientifique	36
<i>Guadeloupe(France)</i>	CIRAD-INRA	CRB Plantes Tropicales, INRA CIRAD	381
<i>Indonesia</i>	ICHORD	Indonesian Centre for Horticultural Research and Development	306
<i>Ivory coast</i>	CNRA	Centre National de la Recherche Agronomique	71
<i>Papua New Guinea</i>	NARI-LALOKI	Southern Regional Centre – Laloki	146
<i>Puerto Rico</i>	USDA-TARS	United State Depart. Of Agriculture, Tropical Agriculture Research Station	152
<i>Philippines</i>	BPI-DNCRDC	Bureau of Plant Industry - Davao National crop research and development center	86
<i>Philippines</i>	UPLB	University of the Philippines Los Baños	69
<i>Tanzania</i>	ARI-Maruku	Agricultural Research Institute Maruku	118
<i>Uganda</i>	NARO	National Agricultural Research Institute, PGR Unit	442
<i>Vietnam</i>	FAVRI	Fruit and Vegetable Research Institute	84
<i>Collections not yet in MGIS (but DSA signed)</i>			
Country	Acronym	Institute	
<i>Central African Republic, CAR</i>	ICRA	Institut Centrafricain de Recherche Agronomique	
<i>Colombia</i>	FEDEPLATANO	Federacion nacional de Plataneros de Colombia	
<i>Comores</i>	INRAPE	Institut National de la Recherche pour l'Agriculture, la Pêche et l'Environnement	
<i>Cuba</i>	INIVIT	Instituto de Investigaciones de Viandas Tropicales	
<i>Ghana</i>	CSIR-CRI	Council for Scientific and Industrial Research - Crops Research Institute	
<i>Malaysia</i>	MARDI	Malaysian Agricultural Research and Development Institute	
<i>Madagascar</i>	CENRADERU	Centre National de la Recherche Appliquée au Développement Rural	
<i>Nigeria</i>	NIHORT	National Horticultural Research Institute	

Standard Material Transfer Agreement (SMTA) that is generated automatically online and required for exchange of plant material regulated under ITPGRFA ([www.fao.org/plant-treaty/en/](http://www.fao.org/plant-treaty/en/)).

The level of passport data completeness is assessed by the Passport Data Completeness Index (PDCI) (17), adapted to the specificities of *Musa* datasets in MGIS (Supplementary Figure S1) and thus noted as PDCI<sub>m</sub> (m for *Musa*). This index is built on the parameters required to calculate the PDCI as implemented in Genesys, but considers eight additional fields such as type of material and

previous locations (Supplementary Table S1). The index helps partner genebanks to identify deficiencies in their passport data and to improve associated information. The PDCI<sub>m</sub> is publicly available on MGIS for the passport data of accessions conserved in the ITC collection, while the indices of data from other collections are only visible to their respective curators as an internal tool for data quality management.

The main target users of the MGIS database are: (i) banana germplasm curators requiring a global system for sharing, comparing and managing of data in their own

collections, (ii) researchers, breeders and direct users of the germplasm who select the most documented material for various types of experiments and/or production and (iii) general users looking for reference information associated with characteristics of cultivars, crop wild relatives or improved varieties at the accession level.

MGIS helps users build customized queries, facilitates data export, locates alternative sources of banana germplasm and identifies the most appropriate accessions for users' needs (Figure 2). Users can access information regarding the country of origin of the germplasm, its availability, ploidy level, genomic constitution and genetic integrity of accessions verified in the field (18) as well as a set of standardized morphological descriptors with associated voucher images. A recently added function allows users to compare and contrast two accessions side-by-side,

highlighting the differences in phenotypic characters and/or, when available, genetic relatedness based on diversity trees (Figure 3).

### Scientific literature

Monitoring the use of PGR is one of the many responsibilities of germplasm collection curators, but often this information is not reported or relayed back to the genebanks. Information on the past use of accessions is important for traceability purposes. It can also be particularly insightful for subsequent experiments or even to prevent duplicate studies. In order to track accessions used in research experiments, we developed a way to link accessions to research publications that involved *Musa* PGR. We initially focused on the use of germplasm in the ITC and performed

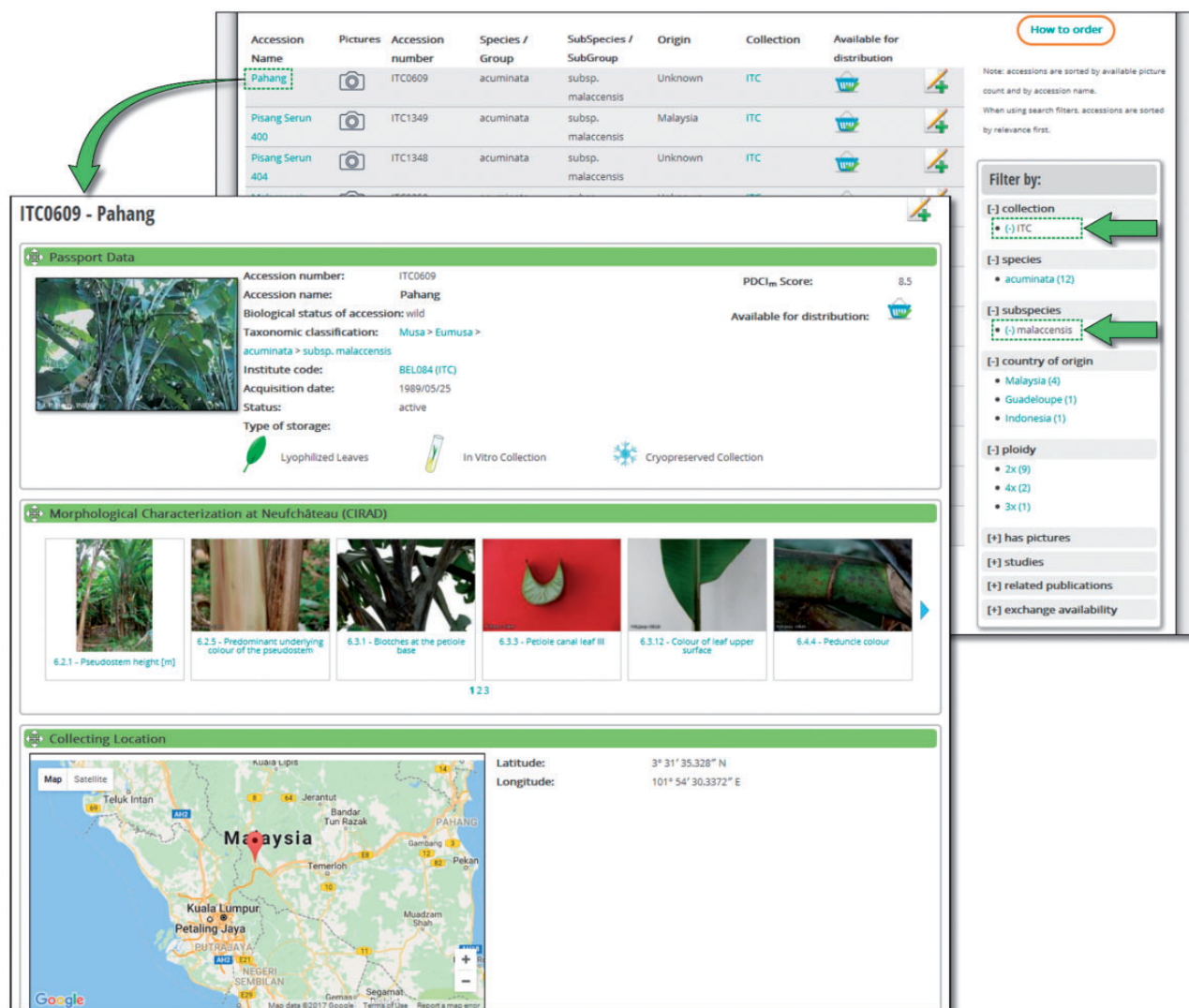


Figure 2. Accession search and accession page. A list of accessions can be filtered by a wide range of parameters automatically updated with a number of elements. A typical accession page displays various sections such as passport data, previous location and collecting sources, genetic integrity, morphological and molecular characterization and publications.

The screenshot displays the Musa Germplasm Information System (MGIS) interface. On the left, the 'Accession Search' section shows a table of 9 accessions. The 'Pahang' accession (ITC0609) and 'CIRAD 930' accession (ITC1511) are highlighted with red dashed boxes. A red arrow points from the 'Compare Accessions' button in the top navigation menu to the comparison panels on the right.

The comparison panels are titled 'Compare accessions' and show details for 'ITC0609 - Pahang' and 'ITC1511 - CIRAD 930'. Each panel includes 'Passport Data' (with a photo of the plant), 'PDC<sub>1a</sub> Scores', 'Available for distribution' status, 'Accession number', 'Accession name', 'Biological status of accession', 'Taxonomic classification', 'Institute code', 'Acquisition date', 'Status', 'Type of storage', and 'Scientific Nomenclature'. The 'Pahang' panel shows it is available for distribution and has a 'Lyophilized Leaves' storage type. The 'CIRAD 930' panel shows it is not available for distribution and has an 'In Vitro Collection' storage type.

Below the passport data, there are sections for 'Phylogenetic anal...' and 'Species trees'. The 'Pahang' panel shows a phylogenetic tree with a red box highlighting the 'Pahang' accession as the most similar to the 'CIRAD 930' accession. The 'CIRAD 930' panel shows a phylogenetic tree with a red box highlighting the 'CIRAD 930' accession as the most similar to the 'Pahang' accession.

At the bottom of the comparison panels, there are 'Publications' sections listing relevant scientific literature. The 'Pahang' panel lists three publications, and the 'CIRAD 930' panel lists three publications.

**Figure 3.** Comparison of 'Pahang' and 'DH Pahang' (cirad 930) accessions. Once selected, accessions can be compared in order to check morphological differences and genetic tree topologies. Here, 'Pahang' parent of 'DH Pahang' is logically found to be the most similar accession in two different genotyping studies.

a detailed search of relevant scientific literature using several bibliographic search engines (e.g. MusaLit [www.musalit.org/](http://www.musalit.org/), Google Scholar [scholar.google.fr/](http://scholar.google.fr/)) by using a set of keywords that indicated that the material was obtained from the ITC. As of December 2016, 1085 ITC accessions recorded in MGIS (based on 110 publications) have been quoted in at least one peer-reviewed publication (Supplementary Figure S2). Additional publications associated with other collection accessions in MGIS, such as research published on accessions from the USDA National Plant Germplasm System and CIRAD collections, were linked in MGIS as well. However, it would require further work and detailed interactions with the curators of those germplasm collections to complete an exhaustive list of research publications.

It is interesting to investigate the reasons for variations in the published use frequencies of a particular accession. We found some wild accessions, such as 'Calcutta 4' (ITC0249) which is the most requested and studied accession in the literature. 'Calcutta 4' has contributed to many genomic resources (BAC libraries, ESTs, etc.) and has been extensively used in breeding programs. Another prominent accession from MGIS in the literature is 'Pahang' (ITC0609), which happens to be the parent of 'DH Pahang', the double haploid accession used to generate the *M. acuminata* reference genome sequence (19). Not all germplasm in the MGIS has been associated with requests, evaluation and/or published literature and several reasons for this might exist. One of the major limitations in the use of ITC germplasm is that 32% of the accessions are not

available for distribution due to the presence of the integrated form of banana streak virus (BSV) in the DNA of accessions containing the B genome. The lack of availability of these BSV infected accessions may evolve in the near future due to recent changes in ITC distribution policies (20). For the remaining accessions with no associated published scientific literature, insufficient documentation is suspected, as many of these accessions do not have a comprehensive set of images and/or characterization data. However, this information has to be examined in a broader context because germplasm use is likely more extensive than what is reported in scientific literature.

### Genetic diversity studies

Research and subsequent publication might involve genotyping a set of *Musa* spp. accessions received from ITC. In that case, it is relevant to highlight the results of the diversity analyses to complement the morphological data or fill gaps in the passport data. Therefore, MGIS includes a set of studies based on genotyping with microsatellite markers (21), DArT markers (22) and single-nucleotide polymorphisms (SNP) from Genotyping-by-Sequencing (GBS) for several hundred accessions (23). This is a convenient way for users to identify the accession of their choice in a dendrogram or diversity/phylogenetic tree and eventually confirm its taxonomic classification before requesting germplasm. For instance, Figure 4 illustrates how to access such a tree obtained from a Genome-Wide Association Study (GWAS) on the seedless trait in *Musa* (24). Below the tree, a table lists the 105 accessions comprising the panel used for the study, which can be requested through MGIS to perform further GWAS on other traits. In the website administration back-end, we developed an efficient method to generate a list of accession numbers with publications and diversity trees in Newick format ([evolution.genetics.washington.edu/phylip/newicktree.html](http://evolution.genetics.washington.edu/phylip/newicktree.html)) that will automatically tag any accession with the associated study and redirect them to the detailed study page. As a result, users can compare the genetic profiles of accessions in the same or different studies inserted in the database.

### Genomics-based data

Since the sequencing of the *M. acuminata* subsp. *malaccensis* double haploid 'DH Pahang' genome (19), a high-quality reference genome sequence with annotated genes is available (25, 26). NGS technologies have boosted research that helps better understand banana genetic diversity, generating millions of SNP markers computed using bioinformatics methods. Currently, more than one-third of the 1527 accessions of the ITC collection have been

analysed by high-throughput genotyping such as GBS or RADSeq methods (23) and some studies have been initiated with those datasets to perform trait-gene associations such as GWAS (24).

In order to manage and make available these large datasets to users, we implemented a genotyping module in close interaction with the GIGWA-Genotype Investigator for Genome-Wide Analyses (27) project that aims to provide efficient and scalable tools to handle high-throughput genotyping data. MGIS has been extended with interfaces to query SNP datasets by setting up a dedicated instance of GIGWA that has been integrated with MGIS (Figure 5). With this function, users can filter a large quantity of SNP markers and export these in the format of their choice including VCF, GFF, DARwin, IGV (28) and Flapjack (29). The system is compatible with multiple reference genomes or assembly versions, as is the case in banana, with the recent release of an improved assembly of the reference genome (25).

### System architecture

MGIS is implemented with the Drupal Content Management System ([www.drupal.org/](http://www.drupal.org/)) using the Tripal module (30, 31) to work with the standard Chado database schema (32) (Figure 6). This solution based on GMOD tools has been adopted and applied to plant genome resources such as Rosacea (33), Cotton (34), *Medicago* (35), *Arabidopsis* (1), Banana (i.e. genome hub) (26) and Coffee (36). This open source community has also recently been extended and documented as a case study to manage plant germplasm and plant breeding data (8, 37). One reason for Drupal's success is that it is extensible, and that new modules can be developed to meet specific needs. Both shareable and in-house Drupal modules have been developed for MGIS. In order to manage Chado data access levels, modification history and data integrity checks, we developed an open source module called the Chado Controller (38). This module relies on another extension that we developed, the Tripal Multi-Chado module, ([www.drupal.org/project/tripal\\_mc](http://www.drupal.org/project/tripal_mc)) which also enables the generation of Chado sandboxes for collection updates. The sandboxes are clones of the live database that can be safely altered by germplasm collection curators in order to validate their updates and later propagate them on the live database. An additional in-house extension called MGIS has been developed in order to solve some MGIS-specific needs such as germplasm requests, comparison, verifications and data visualization (Figure 1).

To manage faceted searches (i.e. a search query with multiple factors, for example, country of origin, ploidy and exchange availability), we used ElasticSearch ([/www.elas](http://www.elas)



Home

## GWAS Panel - GBS

**Publication title or Reference:**  
 A Genome-Wide Association Study on the Seedless Phenotype in Banana (*Musa spp.*) Reveals the Potential of a Selected Panel to Detect Candidate Genes in a Vegetatively Propagated Crop.

**Marker type:**  
 SNP

**Description of the dataset:**

The GWAS panel is a list of diploid accessions (composed of *musa acuminata* and AA) carefully selected to support Genome-Wide Association Study (GWAS) in banana in order to quickly and accurately link areas of the genome with important traits.

Accessions were fingerprinted using the **Genotyping By Sequencing (GBS)** method (Elshire RJ et al. 2011) using PSTI restriction enzyme ( NCBI bioproject ). A set of 129,658 unfiltered SNP markers were obtained that were subsequently filtered with a bioinformatic workflow at [South Green Galaxy](#) to get **5,544 robust SNP markers** available below

[Unfiltered SNP markers from Tassel-GBS \(vcf file -80MB\)](#)  
[Filtered SNP markers \(vcf file\) \(Harvard Dataverse\)](#)

The filtered markers were deposited in dbSNP (ss#1971458520-1971464266). These SNPs mapped on DH Pahang v1 can be visualized on the JBrowse of the [Banana Genome Hub](#) (select GBS SNP panel)

The genetic tree below was calculated using Darwin.

[See all accessions used in this study](#)

Showing 40 of 105 accessions

Accession Name	Pictures	Accession number	Species / Group	SubSpecies / SubGroup	Origin	Collection	Available for distribution
Malaysian Blood		ITC0568	AA	Unknown	Unknown	ITC	
Selangor 2		ITC0629	acuminata	Unknown	Unknown	ITC	
Kuai Lep Mu Nang		ITC0533	AA	Unknown	Unknown	ITC	
Pisang Sapon		ITC0679	AA	Unknown	Indonesia	ITC	
Pa (Musore) no.2		ITC0668	acuminata	Unknown	Thailand	ITC	
Sena		ITC1013	AA	Unknown	Papua New Guinea	ITC	
Uyam		ITC0819	AA	Unknown	Papua New Guinea	ITC	
Pisang Madu		ITC0258	AA	Unknown	Unknown	ITC	
Dicane Banakahili		ITC0680	AA	Unknown	Indonesia	ITC	

**Figure 4.** Example of a diversity study page. Screenshot of a MGIS genotyping data content page (i.e. GWAS study) including a gene tree powered by the InTreeGreat viewer. Lists of accessions with passport data are accessible and material can be ordered online. Additional metadata are indicated such as the publication, marker type and dataset marker availability in public databases (e.g. NCBI SRA or dbSNP).

The screenshot displays the NGS markers search interface. At the top, it shows the project name 'Musa\_acuminata\_v2'. Below this, there are filters for Variant types (INDEL, MIXED, SUP) and Sequences (chr01 to chr11, chrUn\_random, mbo1). The search results table lists various SNPs with their coordinates and alleles. A detailed view of a specific SNP (SNVC -> T) is shown in a pop-up window, displaying the reference sequence, protein coding gene, and GBS SNP panel.

ID	Sequence	Start	Stop	Alleles	Variant effect	Gene name
chr01	1107403			C   T	downstream_gene_variant	Ma01_g01600
chr01	1107425			C   G	downstream_gene_variant	Ma01_g01600
chr01	1107428			A   C	intron_variant	Ma01_g01590
chr01	1107428			A   C	intron_variant	Ma01_g01590
chr01	1107429			G   T	downstream_gene_variant	Ma01_g01600
chr01	1107488			A   C	downstream_gene_variant	Ma01_g01600
chr01	1107503			A   T	downstream_gene_variant	Ma01_g01600
chr01	1107515			A   C	downstream_gene_variant	Ma01_g01600
chr01	1107521			A   G	downstream_gene_variant	Ma01_g01600
chr01	1107521			G   A	downstream_gene_variant	Ma01_g01600

**Figure 5.** Genotyping search page powered by the GIGWA system. SNPs and InDels can be filtered by a wide range of criteria (chromosomes; Minor Allele Frequency (MAF), missing data, genes, gene effect, etc.) and exported in various formats. Markers can be also located on their gene as provided by the Banana Genome Hub.

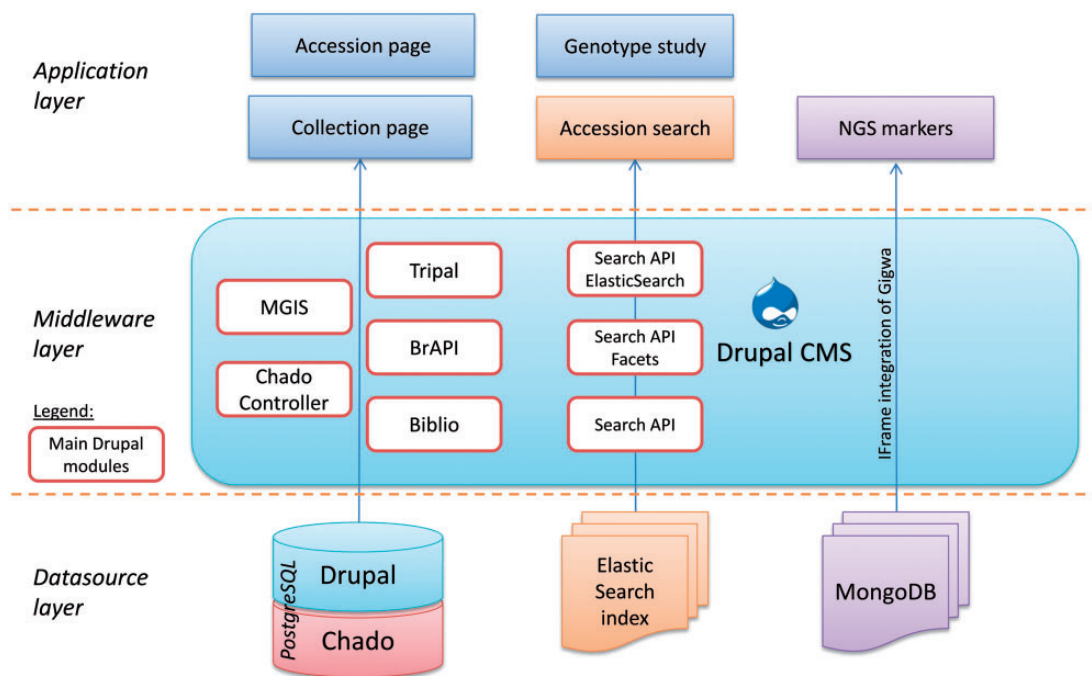
tic.co/) associated to the Drupal Search API ElasticSearch module ([www.drupal.org/project/search\\_api\\_elasticsearch](http://www.drupal.org/project/search_api_elasticsearch)) coupled with Search Facets module ([www.drupal.org/project/faceted\\_search](http://www.drupal.org/project/faceted_search)), which provided filtered accession searches on various criteria such as the collection, country of origin, taxonomy or genotyping study (Figure 2). We enabled a feature of ElasticSearch called fuzzy search that allows an approximate text matching in accession name queries. This function is particularly useful in deciphering the many variations of vernacular names in banana. With these functions, MGIS has become a very user-friendly and efficient germplasm search interface.

The publication management feature has been implemented using the Biblio module ([www.drupal.org/project/biblio](http://www.drupal.org/project/biblio)) that we extended to enable mapping with a list of accessions. It provides a comprehensive publication reference with links to article details, authors or Google scholars. Diversity trees are visualized using InTreeGreat developed by the South Green platform (39), which

provides an advanced graphical interface to browse trees, and is embedded using an iframe to preserve the style of the MGIS website. To address the big data volume (i.e. NGS), we adopted the GIGWA system (27) to manage high-throughput genotyping data. The application has been installed on the dedicated server and is included in the Drupal front-end via an iframe (Figures 5 and 6).

### Database interoperability

As SNPs are mapped on the reference genome in close proximity to genes of interest, we strengthened the links with the Banana Genome Hub ([banana-genome-hub.southgreen.fr](http://banana-genome-hub.southgreen.fr)) (26) by adopting same style interfaces and making crosslinks. Datasets were also provided to SNIPlay ([sniplay.southgreen.fr](http://sniplay.southgreen.fr)) (40) to foster additional analyses. In addition, linking genotyping data with breeding data stored in MusaBase ([musabase.org](http://musabase.org)) has been a valuable objective to be able to cross data between breeding trials,



**Figure 6.** Software architecture of MGIS.

pedigree and wild material or landraces distributed by germplasm collections. To facilitate the interoperability, we developed web services compliant with the plant Breeding API, BrAPI (docs.brapi.apiary.io) that are detailed in MGIS at the following address ([www.crop-diversity.org/mgis/brapi/overview](http://www.crop-diversity.org/mgis/brapi/overview)). The current implementation as an open source Drupal module ([www.drupal.org/project/brapi](http://www.drupal.org/project/brapi)) enables us to link genebank material in MGIS that are used as parents of crosses and to list their progenies in MusaBase. Finally, once the data has been collected, structured and curated, quality data on passport data for the ITC collection are transferred to Genesys ([www.genesys-pgr.org/wIEWS/BEL084](http://www.genesys-pgr.org/wIEWS/BEL084)), the global portal to information on Plant Genetic Resources for Food and Agriculture (PGRFA).

## Conclusions and perspectives

Partnerships and collaborations are at the heart of the MGIS *modus operandi* for collecting and exchanging data. By sharing data, germplasm collections help to define the global status of the *ex situ* banana diversity conserved worldwide and thus support rationalization and gap analyses. The number of participating germplasm collections is expected to grow steadily with the signing of more Data Sharing Agreements (DSA) in which both parties (Bioversity International and partners' collections) engage to deliver the most accurate *Musa* germplasm information available. Contributing to MGIS with data benefit

from a wide range of advanced tools applied to their collection.

Efforts are continuously being made to improve MGIS data content. An interdisciplinary team composed of germplasm curators, geneticists, bioinformaticians and computer scientists working with taxonomists (e.g. MusaNet's taxonomy advisory group) have collaborated in this project to (i) enhance the quality of the data at the collection level leading to the identification of potential inconsistencies in passport data in global banana collections, (ii) implement an adapted graphical interface for the community in MGIS, and (iii) increase the connectivity of MGIS with complementary datasets (e.g. genomics).

Regarding the latter, GBS analyses are also an integral part of the research and management of genetic resources. Genomic-based analyses play an increasingly important role in understanding and exploiting the genetic variation of crop diversity maintained in genebanks. And as such can contribute to enhance the productivity, sustainability and resilience of banana cultivars and their agricultural systems. Finally, although there is an increasing amount of phenotypic information available, one of the key limiting factors in its use has been the lack of standard nomenclature used to describe crop development and agronomic traits. In order to facilitate access to harmonized data held in a range of databases, we will adopt the Crop Ontology scheme/methods (41) to manage interoperability between phenotyping experiments on banana germplasm and design interfaces for the management of phenotyping data.

## Supplementary data

Supplementary data are available at *Database* Online.

## Acknowledgements

Over the years, many people contributed directly or indirectly to MGIS developments and we wish to thank the members of the Global *Musa* Genetic Resources Network (MusaNet), specifically to the institutions that provided data and to the Taxonomic Advisory Group (TAG) for their commitment. We would like to thank the MusaNet Documentation Thematic Group (DTG) members for their feedback on the website and to Stephen Ficklin and Lacey Sanderson for fruitful interactions regarding Tripal. We are grateful to the Bill and Melinda Gates Foundation for supporting us in the development of BrAPI web services and we acknowledge critical interactions with Lukas Mueller, Guillaume Bauchet and Nick Morales at Boyce Thompson Institute as well as Iain Milne, Sebastian Raubach and Gordon Stephen at The James Hutton Institute. Finally, we thank the members of the South Green Bioinformatics platform for their helpful discussions including Pierre Larmande, Manuel Ruiz and Gaetan Droc. We thank Jean-François Dufayard for the helpful features on the InTreeGreat viewer.

## Funding

We would like to thank all donors who supported this work through their contributions to the CGIAR Fund and in particular to the CGIAR Research Program on Roots, Tubers and Bananas (RTB), CGIAR Research Programme for Managing and Sustaining Crop Collections (Genebanks Platform), the Belgian Development Cooperation and Humanitarian Aid (DGD) and the German Ministry for Economic Cooperation and Development (BMZ) – GIZ.

*Conflict of interest.* None declared.

## References

- Krishnakumar,V., Hanlon,M.R., Contrino,S. *et al.* (2014) Araport: the Arabidopsis Information Portal. *Nucleic Acids Res.*, 43, D1003–D1009.
- Andorf,C.M., Cannon,E.K., Portwood,J.L. *et al.* (2016) MaizeGDB update: new tools, data and interface for the maize model organism database. *Nucleic Acids Res.*, 44, D1195–D1201.
- Sakai,H., Lee,S.S., Tanaka,T. *et al.* (2013) Rice Annotation Project Database (RAP-DB): An Integrative and Interactive Database for Rice Genomics. *Plant Cell Physiol.*, 54, e6–e6.
- Goodstein,D.M., Shu,S., Howson,R. *et al.* (2012) Phytozome: a comparative platform for green plant genomics. *Nucleic Acids Res.*, 40, D1178–D1186.
- Rouard,M., Guignon,V., Aluome,C. *et al.* (2010) GreenPhylDB v2.0: comparative and functional genomics in plants. *Nucleic Acids Res.*, 39, D1095–D1102.
- Proost,S., Van Bel,M., Sterck,L. *et al.* (2009) PLAZA: a comparative genomics resource to study gene and genome evolution in plants. *Plant Cell*, 21, 3718–3731.
- Fernandez-Pozo,N., Menda,N., Edwards,J.D. *et al.* (2014) The Sol Genomics Network (SGN)—from genotype to phenotype to breeding. *Nucleic Acids Res.*, 43, D1036–D1041.
- Jung,S., Lee,T., Ficklin,S. *et al.* (2016) Chado use case: storing genomic, genetic and breeding data of Rosaceae and *Gossypium* crops in Chado. *Database*, 2016, baw010.
- McCouch,S., Baute,G.J., Bradeen,J. *et al.* (2013) Agriculture: feeding the future. *Nature*, 499, 23–24.
- McCouch,S.R., McNally,K.L., Wang,W. *et al.* (2012) Genomics of gene banks: a case study in rice. *Am. J. Bot.*, 99, 407–423.
- Stephens,Z.D., Lee,S.Y., Faghri,F. *et al.* (2015) Big data: astronomical or genetical? *PLoS Biol.*, 13, e1002195.
- Spjuth,O., Bongcam-Rudloff,E., Dahlberg,J. *et al.* (2016) Recommendations on e-infrastructures for next-generation sequencing. *GigaScience*, 5, 26.
- Bianchi,V., Ceol,A., Ogier,A.G.E. *et al.* (2016) Integrated systems for NGS data management and analysis: open issues and available solutions. *Front. Genet.*, 7, 75.
- Ordonez,N., Seidl,M.F., Waalwijk,C. *et al.* (2015) Worse comes to worst: bananas and panama disease—when plant and pathogen clones meet. *PLoS Pathog.*, 11, e1005197.
- Global strategy for the conservation and use of *Musa* genetic resources. <http://www.biodiversityinternational.org/e-library/publications/detail/global-strategy-for-the-conservation-and-use-of-musa-genetic-resources/> (30 January 2017, date last accessed).
- FAO/Biodiversity Multi-Crop Passport Descriptors V.2.1 [MCPD V.2.1]. [http://www.biodiversityinternational.org/index.php?id=244&tx\\_news\\_pi1%5Bnews%5D=7639&cHash=090c1a8da6b07a47ff5399876137da9b](http://www.biodiversityinternational.org/index.php?id=244&tx_news_pi1%5Bnews%5D=7639&cHash=090c1a8da6b07a47ff5399876137da9b) (19 May 2016, date last accessed).
- van Hintum,T., Menting,F., and van Strien,E. (2011) Quality indicators for passport data in *ex situ* genebanks. *Plant Genet. Resour.*, 9, 478–485.
- Chase,R., Sardos,J., Ruas,M. *et al.* (2016) The field verification activity: a cooperative approach to the management of the global *Musa in vitro* collection at the International Transit Centre. *Acta Hort.*, 1114, 61–66.
- D'Hont,A., Denoeud,F., Aury,J.-M. *et al.* (2012) The banana (*Musa acuminata*) genome and the evolution of monocotyledonous plants. *Nature*, 488, 213–217.
- Thomas,J.E., Iskra Caruana,M.-L., Lava Kumar,P. *et al.* Position paper on a strategy to distribute banana (*Musa*) germplasm with endogenous Banana streak virus genomes. <https://sites.google.com/a/cgexchange.org/musanet/news/finalpositionpaperonthestrategytodistributebananastreakvirusbvinfectedgermplasm> (30 January 2017, date last accessed).
- Christelová,P., Langhe,E.D., Hřibová,E. *et al.* (2017) Molecular and cytological characterization of the global *Musa* germplasm collection provides insights into the treasure of banana diversity. *Biodivers Conserv.*, 26, 801–824.
- Sardos,J., Perrier,X., Doležel,J. *et al.* (2016) DArT whole genome profiling provides insights on the evolution and taxonomy of edible Banana (*Musa* spp.). *Ann. Bot.*, 118, 1269–1278.
- Hueber,Y., Sardos,J., Hřibova,E. *et al.* (2015) Application of NGS-generated SNP data to complex crops studies: the example of *Musa* spp. (banana). In: *Poster presented at Plant and Animal Genome - PAG XXIII Conference 2015*. San Diego, USA. <https://cgspace.cgiar.org/handle/10568/67158>
- Sardos,J., Rouard,M., Hueber,Y. *et al.* (2016) A Genome-Wide Association Study on the Seedless Phenotype in Banana (*Musa* spp.) Reveals the Potential of a Selected Panel to Detect

- Candidate Genes in a Vegetatively Propagated Crop. *PLOS ONE*, 11, e0154448.
25. Martin,G., Baurens,F.-C., Droc,G. *et al.* (2016) Improvement of the banana “*Musa acuminata*” reference sequence using NGS data and semi-automated bioinformatics methods. *BMC Genomics*, 17, 243.
  26. Droc,G., Lariviere,D., Guignon,V. *et al.* (2013) The banana genome hub. *Database*, 2013, bat035–bat035.
  27. Sempéré,G., Philippe,F., Dereeper,A. *et al.* (2016) Gigwa—genotype investigator for genome-wide analyses. *GigaScience*, 5, 25.
  28. Thorvaldsdóttir,H., Robinson,J.T., and Mesirov,J.P. (2013) Integrative Genomics Viewer (IGV): high-performance genomics data visualization and exploration. *Brief. Bioinform.*, 14, 178–192.
  29. Milne,I., Shaw,P., Stephen,G. *et al.* (2010) Flapjack—graphical genotype visualization. *Bioinformatics*, 26, 3133–3134.
  30. Ficklin,S.P., Sanderson,L.-A., Cheng,C.-H. *et al.* (2011) Tripal: a construction toolkit for online genome databases. *Database*, 2011, bar044.
  31. Sanderson,L.-A., Ficklin,S.P., Cheng,C.-H. *et al.* (2013) Tripal v1.1: a standards-based toolkit for construction of online genetic and genomic databases. *Database*, 2013, bat075–bat075.
  32. Mungall,C.J., and Emmert,D.B. (2007) A Chado case study: an ontology-based modular schema for representing genome-associated biological information. *Bioinformatics*, 23, i337–i346.
  33. Jung,S., Ficklin,S.P., Lee,T. *et al.* (2014) The genome database for Rosaceae (GDR): year 10 update. *Nucleic Acids Res.*, 42, D1237–D1244.
  34. Yu,J., Jung,S., Cheng,C.-H. *et al.* (2014) CottonGen: a genomics, genetics and breeding database for cotton research. *Nucleic Acids Res.*, 42, D1229–D1236.
  35. Krishnakumar,V., Kim,M., Rosen,B.D. *et al.* (2014) MTGD: the *Medicago truncatula* genome database. *Plant Cell Physiol.*, 56, e1.
  36. Dereeper,A., Bocs,S., Rouard,M. *et al.* (2014) The coffee genome hub: a resource for coffee genomes. *Nucleic Acids Res.*, 43, D1028–D1035.
  37. Evans,K., Jung,S., Lee,T. *et al.* (2013) Addition of a breeding database in the genome database for Rosaceae. *Database*, 2013, bat078–bat078.
  38. Guignon,V., Droc,G., Alaux,M. *et al.* (2012) Chado controller: advanced annotation management with a community annotation system. *Bioinformatics*, 28, 1054–1056.
  39. South green collaborators (2016) The South Green portal: a comprehensive resource for tropical and Mediterranean crop genomics. *Curr. Plant Biol.*, 7, 6–9.
  40. Dereeper,A., Homa,F., Andres,G. *et al.* (2015) SNiPlay3: a web-based application for exploration and large scale analyses of genomic variations. *Nucleic Acids Res.*, 43, W295–W300.
  41. Shrestha,R., Matteis,L., Skofic,M. *et al.* (2012) Bridging the phenotypic and genetic data useful for integrated breeding through a data annotation using the Crop Ontology developed by the crop communities of practice. *Front. Physiol.*, 3, 326.