



HAL
open science

Host selection in *Tomicus piniperda* L.: composition of monoterpene hydrocarbons in relation to attack frequency in the shoot feeding phase.

Ann-Charlotte Almquist, Jenny Fäldt, Annie Yart, Yohann Chevet, Daniel Sauvard, François Lieutier, Anna-Karin Borg-Karlson

► To cite this version:

Ann-Charlotte Almquist, Jenny Fäldt, Annie Yart, Yohann Chevet, Daniel Sauvard, et al.. Host selection in *Tomicus piniperda* L.: composition of monoterpene hydrocarbons in relation to attack frequency in the shoot feeding phase.. *Zeitschrift fur Naturforschung C*, 2006, 61 (5/6), pp.439-444. hal-02660157

HAL Id: hal-02660157

<https://hal.inrae.fr/hal-02660157>

Submitted on 30 May 2020

HAL is a multi-disciplinary open access archive for the deposit and dissemination of scientific research documents, whether they are published or not. The documents may come from teaching and research institutions in France or abroad, or from public or private research centers.

L'archive ouverte pluridisciplinaire **HAL**, est destinée au dépôt et à la diffusion de documents scientifiques de niveau recherche, publiés ou non, émanant des établissements d'enseignement et de recherche français ou étrangers, des laboratoires publics ou privés.

Host Selection in *Tomicus piniperda* L.: Composition of Monoterpene Hydrocarbons in Relation to Attack Frequency in the Shoot Feeding Phase

Ann-Charlotte Almquist^a, Jenny Fäldt^a, Annie Yart^b, Yohann Chevet^b, Daniel Sauvard^b, Francois Lieutier^c, and Anna-Karin Borg-Karlson^{a,*}

^a Department of Chemistry, Organic Chemistry, Ecological Chemistry Group, Royal Institute of Technology, SE-100 44 Stockholm, Sweden. Fax: +4687912333. E-mail: akbk@kth.se

^b INRA, Station de Zoologie Forestière, Centre de Recherches d'Orléans, Ardon, F-45160 Olivet, France

^c Université d'Orléans, Laboratoire de Biologie des Ligneux et des Grandes Cultures, B.P. 6759, F-45067 Orléans Cedex, France

* Author for correspondence and reprint requests

Z. Naturforsch. **61c**, 439–444 (2006); received December 1, 2004/December 2, 2005

The aim of this study was to investigate the host selection capacity of the pine shoot beetle, *Tomicus piniperda*, in the shoot-feeding phase and analyze the chiral and non-chiral host volatiles by means of GC-MS and 2D-GC in five *Pinus* species originating from France (*Pinus sylvestris*, *P. halepensis*, *P. nigra laricio*, *P. pinaster maritima*, *P. pinaster mesogeensis*). Dominating monoterpenes were (–)- α -pinene, (+)- α -pinene, (–)- β -pinene and (+)-3-carene. The amounts of the enantiomers varied considerably within and among the species. In a principal component analysis-plot, based on the absolute amounts of 18 monoterpene hydrocarbons, separation of the pine species into two groups was obtained. *P. halepensis* and *P. sylvestris* were grouped according to the amount of (+)- α -pinene and (+)-3-carene, while *P. nigra laricio*, *P. pinaster maritima* and *P. pinaster mesogeensis* were grouped according to (–)- α -pinene and (–)- β -pinene. *P. nigra laricio* was the species most attacked and *P. halepensis* the one least attacked by *T. piniperda*.

Key words: Host Preference, *Tomicus*, (–)- α -Pinene

Introduction

Bark beetles are important in natural ecosystems as they attack weakened or dead trees, thus contributing to the decomposition and mineralization in the forest, but some species are tree killers and can cause extensive damage (Berryman *et al.*, 1984; Christiansen *et al.*, 1987). Most tree killing bark beetles are vectors of blue stain fungi (*Ceratocystis* sp., *Leptographium* sp. or *Ophiostoma* sp.) which are inoculated in the host during the bole-attack. They can be important for the beetle establishment and contribute in killing the tree. In Scandinavia and elsewhere in Europe *Tomicus piniperda* (L.) causes huge growth losses due to the shoot-feeding in the crowns of the pines. However, the attacks on the bole usually kill only weakened trees and do not cause extensive damage. In Asia, on the contrary, *T. piniperda* seems to be able to attack and kill healthy trees over large areas.

Pine trees contain large amounts of terpenes, a few of which are known to be important for conifer

bark beetle interactions. The sensitivity towards different kinds of monoterpenes differs within populations of bark beetles, depending on whether the composition of the terpenes represents their respective host trees or not (Byers, 1995). *T. piniperda* is strongly attracted by the host monoterpenes released through an injury on the tree or through the holes made by the pioneer beetles in the trunk. This can in fact induce a mass attack comparable to that induced by the aggregation pheromones in other species (Långström *et al.*, 1992; Byers, 1995).

In the shoot-feeding phase, *T. piniperda* can attack healthy trees and the mechanisms of tree and shoot choices are unknown.

The aim of this study was to investigate the host-finding preferences of *T. piniperda* in the shoot-feeding phase, and to determine whether or not the monoterpene compositions of five *Pinus* species could explain the host-finding preferences observed.

Material and Methods

Plant material

The beetle choice experiments were conducted in France in 1999 in five *Pinus* species, and the chemical analyses were carried out in Sweden. Five pine species were used: *Pinus sylvestris* Linnaeus (Scots pine), *Pinus halepensis* Miller, *Pinus nigra laricio* (Poiret) Maire (from Corsica), *Pinus pinaster maritima* Aiton, and *Pinus pinaster mesogeensis* Aiton (5–6 years old).

Collection of beetles

Four populations of *T. piniperda* were used in the tests, namely: *T. piniperda* from Orléans captured on *P. sylvestris*, *T. piniperda* from Bordeaux captured on *P. pinaster maritima*, *T. piniperda* from Comps (southeastern France) captured on *P. sylvestris* and *T. piniperda* from Lubéron (southeastern France) captured on *P. halepensis*.

In each natural habitat of the species used, the trees were cut down in December 1998 and divided into one-metre long logs. The logs were covered with paraffin at both ends to avoid drought and left in the forest. In January–February 1999 the logs were attacked by *T. piniperda*. After being attacked, the logs were left in the forest for 10–20 d (to ensure attack), brought to the laboratory and stored at 3 °C. 2 d before the experiment the logs were moved to a room with a temperature of 18–24 °C, each in a screened bag. Emerging off-spring leaving the logs was used in the experiments.

Host selection experiments

Host selection experiments took place in a greenhouse at the Arboretum des Barres (Nogent-sur-Vernisson, France). The greenhouse was divided into two equal chambers, 6 m × 4 m × 2 m

(48 m³), where two experiments were performed simultaneously. The trees were cultivated in pots and 5–6 years old. In total, 135 trees were used during four tests. For characteristics of the trees see Table I. The trees were brought to a merchant from their natural habitat and then to a nursery, where they were placed in groups of three from the same species on the southern side of the chamber on a metal bench, 70 cm above the ground level and exchanged for each test. One test consisted of two assays, one per chamber. During one assay, a group of 20 newly emerged insects from the same origin were used. The beetles were allowed to choose between five pine species. Five assays were made for each population of beetles. At each assay the place of the three species changed according to a schedule, so that one species was never twice in the same place. The insects were placed in small boxes and released in the middle of the chambers. The trees were checked for attacks 2 d later.

Odour collection

Odour collection was made using 100 mg of Porapak Q (mesh 50/80) packed in a glass vial (50 × 19 mm). The polymer was fixed with deactivated glass wool at the top and bottom in the plug. During the odour collection, the plugs were connected to a Laboport air pump Type N86 KN18 (KNF Neuberger, Freiburg, Germany) with plastic tubes that had no odour. The airflow was adjusted to 30–40 ml/min with a Varian digital flow meter. The tree odours were collected for 24 h with one plug in the middle of each group of trees of the same species. The background air (control) in the greenhouse was also collected. During the odour collection the trees were covered by cotton tissue in order to enrich the monoterpenes. The control was also covered with cotton tissue, showing

Table I. Morphological characteristics of the pine trees used in host selection experiments. ANOVA followed by Scheffé tests at the 0.05% level. In a given row, numbers with the same letter do not differ significantly.

	<i>Pinus halepensis</i>	<i>Pinus sylvestris</i>	<i>Pinus pinaster maritima</i>	<i>Pinus pinaster mesogeensis</i>	<i>Pinus nigra laricio</i>	P
Height [cm]	116.5 ± 7.6 (a)	122.9 ± 5.6 (a)	130.8 ± 6.9 (a)	64.1 ± 5.7 (b)	120.0 ± 7.6 (a)	0.0468
Diameter of leader shoot [cm]	4.5 ± 0.6 (b)	7.8 ± 0.6 (b)	5.6 ± 0.7 (b)	5.2 ± 0.6 (b)	10.2 ± 0.6 (a)	0.0314
Total number of shoots	156.2 ± 73.1 (ab)	259.8 ± 57.7 (a)	69.3 ± 32.3 (ab)	21.2 ± 12.7 (b)	193.9 ± 59.4 (ab)	0.0029

whether there were any odours released from the cotton itself that would interfere with the collections from the trees. The cotton tissues were removed after 24 h, at the same time as the beetles were released, to give them free access to the shoots.

Extraction

After 24 h the volatiles were desorbed by extraction with hexane (p.a., Merck). During the extraction, the plug was filled with hexane and 200 and 400 μl , respectively, were collected in separate vials at each extraction. The samples were stored in a freezer at -18°C .

Regeneration of Porapak Q

Before each collection the plug was rinsed by hexane followed by dichloromethane. The same amount of each solvent (3.8 ml) was used. After the regeneration, the plugs were dried during 2 min with pure nitrogen and covered with aluminum in order to protect from UV light. Porapak Q was covered with aluminum during the odour collection, extraction and regeneration.

Chemical analyses

All of the samples were analyzed on a Varian 3400 GC by using a DB-WAX fused silica capillary column (30 m \times 0.25 mm i.d., film thickness 0.25 μm ; J & W ScientificTM). Helium was used as the carrier gas with 2 ml/min. The temperature program was as follows: $42^\circ\text{C} - 1 \text{ min} - 3^\circ\text{C}/\text{min}$ to $70^\circ\text{C} - 0.1 \text{ min} - 10^\circ\text{C}/\text{min}$ to $160^\circ\text{C} - 0.1 \text{ min} - 20^\circ\text{C}/\text{min}$ to $200^\circ\text{C} - 20 \text{ min}$. Injector temperature was 180°C and detector temperature was 200°C . *n*-Decane was used as internal standard; 6 μl (1/50 000) were added to each sample.

To determine the enantiomeric composition of the chiral monoterpene hydrocarbons, the samples were analyzed using a two-dimensional Varian 3400 GC instrument (Borg-Karlson *et al.*, 1993). The GC program for chiral analyses was: 55°C for 15 min, followed by $1^\circ\text{C}/\text{min}$ to 77°C and kept at this level for 15 min. Injector temperature was 50°C and the detector temperature was 160°C . The columns were (1) Cyclodex-B (permethyl- μ -cyclodextrin/DB-1701, length 30 m, 0.25 mm i.d., film thickness 0.25 μm ; J & W ScientificTM) and (2) Chirasil-DEX CB (permethyl- μ -cyclodextrin, chemically bound with a polydimethyl siloxane,

length 25 m, 0.25 mm i.d., film thickness 0.25 μm ; ChrompackTM).

Data analyses

Terpene results were based on the values of 18 compounds [(+)/(–)- α -pinene, (+)/(–)- β -pinene, (+)/(–)-limonene, 3-carene, (+)/(–)- β -phellandrene, myrcene, (+)/(–)-camphene, *p*-cymene, tricyclene, (+)/(–)-sabinene, terpinolene and *cis*-ocimene] analyzed on 20 samples (one sample = one group consisting of three trees). The enantiomeric composition was not determined for 3-carene, as in earlier work only the (+)-enantiomer had been found in *P. sylvestris* (Hiltunen and Laakso, 1995; Sjödin *et al.*, 1996; Wibe *et al.*, 1998).

The areas of the GC-peaks from non-enantiomeric analyses were divided by the internal standard peak area by volume [($X/0.3 \text{ ml}$), where X was the volume of extracted effluent from the Porapak vial]. The chiral monoterpenes were multiplied by the ratio between (+)- and (–)-enantiomers obtained from the GC-data with the chiral column.

Absolute amounts (calculated by the use of an internal standard from GC-data) of the host monoterpenes were subjected to principal component analysis (PCA) using Codex[®] as an add-in software in ExcelTM. The significance of each principal component was judged by cross validation (Wold *et al.*, 1989). Comparison between means were made with SAS software (SAS Institute Inc., 1989–1996) by ANOVA (GLM procedure), followed by the Sheffé test. Each mean is presented by its standard error.

Results and Discussion

Beetle attacks

The four populations of *T. piniperda* used in the tests showed significant differences in levels of attack ($p < 0.0001$). The beetle population of *T. piniperda* from Bordeaux was more aggressive (mean number of attacks per tree 2.120.42; $n = 25$) than the three other populations, which did not differ significantly between each other, although the least active population under these circumstances seemed to be *T. piniperda* from Comps (mean number of attacks per tree for *T. piniperda* from Orléans 1.00.24, $n = 25$; from Lubéron 0.600.22, $n = 25$; and from Comps 0.400.13, $n = 15$). Beetles originating from one population (developed in a given pine species) did not attack this pine species

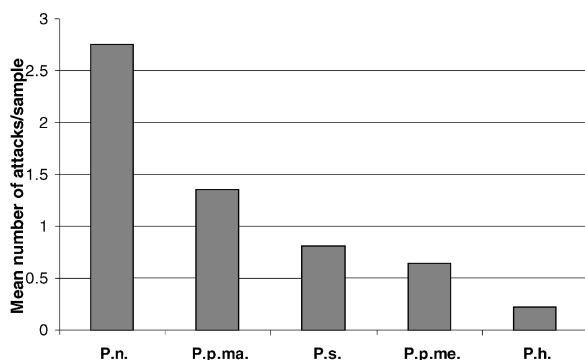


Fig. 1. Mean number of attacks in each species ($N = 90$). One sample (N) equals one group of three trees. P.n., *P. nigra laricio*; P.p.ma., *P. pinaster maritima*; P.s., *P. sylvestris*; P.p.me., *P. pinaster mesogeensis*; P.h., *P. halepensis*.

with preference (mean comparison by ANOVA and LSD-tests). Comparing all populations together, the number of attacks on the different pine species was significantly different ($p < 0.0001$). *P. nigra laricio* was significantly more attacked than *P. pinaster mesogeensis* and *P. halepensis*. *P. halepensis* was significantly less attacked than *P. nigra laricio* and *P. pinaster maritima* (Fig. 1). The number of attacks on the trees was shown to correlate to the proportion of (-)- α -pinene for each of the three populations of beetles from Lubéron, Orléans, and Bordeaux (Fig. 2) This is in accordance with previous published results on the attractiveness of (-)- α -pinene for *T. piniperda* (Schröder and Eidmann, 1987). In other investigations larger amounts of (-)- α -pinene, (-)-camphene and (+)- β -pinene were found in attacked pines than in non-attacked ones from Cuba (Valterová *et al.*, 1995).

Chemistry

Monoterpene hydrocarbons were the overall dominating constituents in the pines analyzed. The main monoterpenes were (+)- and (-)- α -pinene, (-)- β -pinene and in certain species (+)-3-carene (Fig. 3). The amounts of the enantiomers varied considerably within and among species. In a PCA-plot (Fig. 4) based on absolute amounts, including the enantiomeric ratios of α -camphene, β -pinene, sabinene, limonene, and β -phellandrene, a separation of the pine species into two groups was obtained. *P. halepensis* and *P. sylvestris* were grouped due to the amounts of (+)- α -pinene and (+)-3-ca-

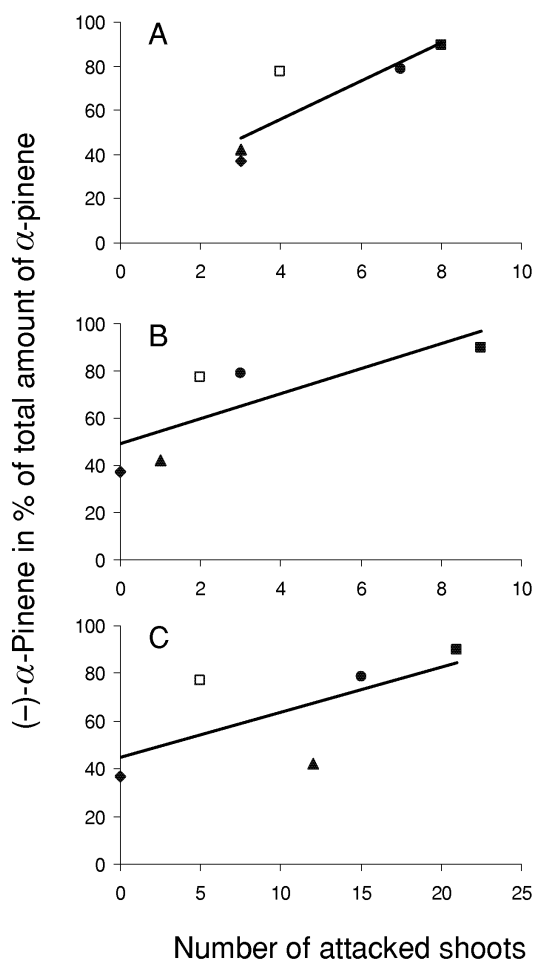


Fig. 2. Correlation between the enantiomeric composition of α -pinene and the number of attacks by three populations of *Tomicus piniperda*. All populations were less attracted to *P. halepensis* which emitted less (-)- α -pinene and most attracted to *P. nigra laricio* emitting most (-)- α -pinene. Romb, *Pinus halepensis*; cross, *P. pinaster mesogeensis*; triangle, *P. sylvestris*; round, *P. pinaster maritima*; square, *P. nigra laricio*. A, Bordeaux; B, Lubéron; C, Orléans.

rene, while *P. nigra laricio*, *P. pinaster maritima* and *P. pinaster mesogeensis* were grouped according to their higher proportions of (-)- α -pinene and (-)- β -pinene.

The most attacked species *P. nigra laricio* contained more (-)-limonene than the least attacked species *P. halepensis*. However, the attacked *P. halepensis* trees contained more (-)-limonene than non-attacked ones, and based on the PCA-plot (Fig. 4), (-)-limonene has no influence on the grouping of trees. Little is known about the role

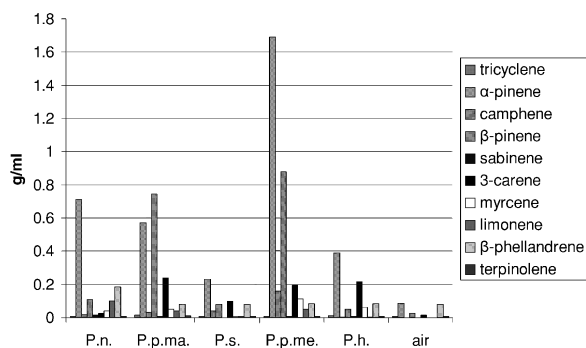


Fig. 3. Absolute amounts of monoterpenes released from five species of pines in decreasing order of attack by *Tomicus piniperda*. P.n., *P. nigra laricio*; P.p.ma., *P. pinaster maritima*; P.s., *P. sylvestris*; P.p.me., *P. pinaster mesogeensis*; P.h., *P. halepensis*.

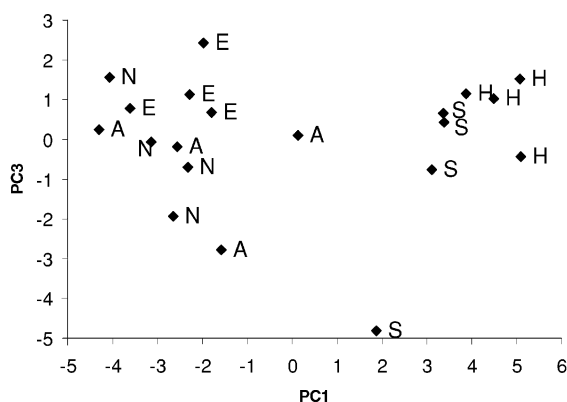


Fig. 4. PCA-plot based on absolute amounts of 18 monoterpenes: (+)- and (-)- α -pinene, (+)- and (-)- β -pinene, (+)- and (-)-limonene, (+)-3-carene, (+)- and (-)- β -phellandrene, myrcene, (+)- and (-)-camphene, *p*-cymene, tricyclene, (+)- and (-)-sabinene, terpinolene and *cis*-ocimene. Two components (PC1 and PC3) were found to be significant by cross validation and 58% of the variance in GC-data was explained. A, *P. pinaster maritima*; E, *P. pinaster mesogeensis*; H, *P. halepensis*; N, *P. nigra laricio*; and S, *P. sylvestris*. (-)- α -Pinene and (-)- β -pinene seemed to be responsible for the grouping, whereas (-)-limonene seemed not to have any influence on the grouping.

of limonene in beetle attraction or repellency. Limonene was experimentally observed to be the most repellent terpene for *Scolytus ventralis* (Bordasch and Berryman, 1977). It has also been reported to have a toxic effect on this beetle (Raffa *et al.*, 1985) as well as on *T. piniperda* (Delorme and Lieutier, 1990). However, the effects of its enantiomers are unknown.

Morphological characteristics of the trees used in the assays could not explain the differences between beetle preferences, since the tree heights and the total numbers of shoots did not differ significantly between the most attacked species (*P. nigra laricio*) and the least attacked one (*P. halepensis*), although the former had the biggest leader shoots (Table I). Consequently, (-)- α -pinene seems to play an important role in the interaction between the beetles and their hosts and (-)-limonene might have also an influence on the host selection process. The biological activity of the enantiomers has been reported to be different for α -pinene and limonene (Karlson *et al.*, 1996; Sjödin *et al.*, 1996; Wibe *et al.*, 1998; Roten *et al.*, 2002). Earlier, (+)-3-carene and the enantiomers of α -pinene have been tested on *T. piniperda* in the pre-mating phase (Byers *et al.*, 1985), but these samples had an uncertain enantiomeric purity, and there was no evidence that the beetle was able to distinguish between those volatiles. It would be interesting to compare the biological functions of both the enantiomers of α -pinene, β -pinene and limonene in the shoot-feeding phase of *T. piniperda*, to see if they have either an attractive or repellent effect. It would also be of interest to test the effect of (+)- α -pinene.

The quantity of the volatiles released might have an effect on bark beetle attacks. *P. pinaster mesogeensis* emitted large amounts of volatiles during the assays. These trees were not at all the most attacked species. The reason for that could be their small size (average height 64.1 cm, Table I). *P. halepensis* emitted higher quantities of monoterpenes but was the least attacked species when compared to *P. sylvestris* that emitted a smaller quantity of monoterpenes and had a higher number of attacks. *P. halepensis* possibly contained some repellent compounds in addition.

The comparison between *P. sylvestris* and *P. pinaster mesogeensis* raised a problem when a possible role of terpenes (including enantiomers) in beetle preferences was considered. Indeed, these two species were almost equally attacked by beetles (Fig. 1), although they differed both in the total quantity of volatiles released (Fig. 3) and in their monoterpene composition (Fig. 4). They also differed greatly regarding certain morphological characteristics (Table I). Some parameters not taken into account in our study might interfere in the beetle choice of shoot, but, if considering the correlation found between the enantiomeric com-

position of α -pinene [the proportion of (-)- α -pinene related to the sum of both (-)- and (+)- α -pinene] and the number of attacks by *T. piniperda* (Fig. 2), it seems that the relative amount of (-)- α -pinene in the pine volatiles may explain the preferences observed.

Acknowledgements

D. Piou (Arboretum des Barres) contributed substantially to this work by selecting the trees. This project was financially supported by The Carl Trygger Foundation, Formas, the Swedish Research Council for Environment, Agricultural Sciences and Spatial Planning, the Formas-INRA cooperation, and the INCO-DC EU programme EC 18 CT 960057.

- Berryman A. A., Stenseth N. C., and Wolkind D. J. (1984), Metastability of forest ecosystems infested by bark beetles. *Res. Popul. Ecol.* **26**, 13–29.
- Bordasch R. P. and Berryman A. A. (1977), Host resistance to the fir engraver beetle, *Scolytus ventralis* (Coleoptera: Scolytidae). 2. Repellency of *Abies grandis* resins and some monoterpenes. *Can. Entomol.* **109**, 95–100.
- Borg-Karlson A.-K., Lindström M., Persson M., Norin T., and Valterová I. (1993), Enantiomeric composition of monoterpene hydrocarbons in different tissues of Norway spruce *Picea abies* (L.) Karst. A multidimensional gas chromatography study. *Acta Chem. Scand.* **47**, 138–144.
- Byers J. A. (1995), Host-tree chemistry affecting colonization in bark beetles. In: *Chemical Ecology of Insects* (Cardé R. T. and Bell W. J., eds.). Chapman and Hall, New York, pp. 154–213.
- Byers J. A., Lanne B. S., Schlyter F., Löfquist J., and Bergström G. (1985), Olfactory recognition of host-tree susceptibility by pine shoot beetles. *Naturwissenschaften* **75**, 324–326.
- Christiansen E., Waring R. H., and Berryman A. A. (1987), Resistance of conifers to bark beetle attack: searching for general relationships. *For. Ecol. Manage.* **22**, 89–106.
- Delorme L. and Lieutier F. (1990), Monoterpene composition of the preformed and induced resins of Scots pine, and their effect on bark beetles and associated fungi. *Eur. J. For. Pathol.* **20**, 304–316.
- Hiltunen R. and Laakso I. (1995), Gas chromatographic analysis and biogenetic relationships of monoterpene enantiomers in Scots pine and Juniper needle oils. *Flav. Fragr. J.* **10**, 203–210.
- Karlson J., Borg-Karlson A.-K., Unelius R., Shoshan M. C., Wilking N., Ringborg U., and Linder S. (1996), Inhibition of tumor cell growth by monoterpenes *in vitro*: evidence of a Ras-independent mechanism of action. *Anti-Cancer Drugs* **7**, 422–429.
- Långström B., Hellqvist C., Ericsson A., and Gref R. (1992), Induced defence reaction in Scots pine following stem attacks by *Tomicus piniperda*. *Ecography* **15**, 318–327.
- Raffa K. F., Berryman A. A., Simasko J., Teal W., and Wong B. L. (1985), Effects of grant fir monoterpenes on the fir engraver beetle, *Scolytus ventralis* (Coleoptera: Scolytidae), and its symbiotic fungus. *Environ. Entomol.* **14**, 552–556.
- Roten Ø. O., Borg-Karlson A.-K., Andersson J., and Mustaparta H. (2002), Attraction of the pine weevil to single host plant odorants and mixtures, ISCE-Conference Hamburg.
- SAS Institute Inc. (1989–1996), 6.12. Cary, NC, USA.
- Schröder M. and Eidmann H. H. (1987), Gallery initiation by *Tomicus piniperda* (Col.: Scolytidae) on Scots pine trees baited with host volatiles. *J. Chem. Ecol.* **13**, 1591–1599.
- Sjödin K., Persson M., Borg-Karlson A.-K., and Norin T. (1996), Enantiomeric compositions of monoterpene hydrocarbons in different tissues of four individuals of *Pinus sylvestris*. *Phytochemistry* **41**, 439–445.
- Valterová I., Sjödin K., Vrkoc J., and Norin T. (1995), Contents and enantiomeric compositions of monoterpene hydrocarbons in xylem oleoresins from four *Pinus* species growing in Cuba. Comparison of trees unattacked and attacked by *Dioryctria horneana*. *Biochem. Syst. Ecol.* **23**, 1–5.
- Wibe A., Borg-Karlson A.-K., Persson M., Norin T., and Mustaparta H. (1998), Enantiomeric composition of monoterpene hydrocarbons in some conifers and receptor neuron discrimination of α -pinene and limonene enantiomers in the pine weevil, *Hylobius abietis*. *J. Chem. Ecol.* **24**, 273–287.
- Wold S., Albano C., Dunn III W. J., Esbensen K., Geladi P., Hellberg S., Johansson E., Lindberg W., Sjöström M., Skagerberg B., Wikström C., and Öhman J. (1989), Multivariate data analysis: Converting chemical data tables to plots. In: *VIIth ICCCRE, Garmisch 1985: Sept.–Oct. Alfred Hüthig Verlag, Heidelberg*, pp. 197–215.