



**HAL**  
open science

## Avoid, attack or do both? Behavioral and physiological adaptations in natural enemies faced with novel hosts

Corinne C. Vacher, Sam P. Brown, Michael E. Hochberg

### ► To cite this version:

Corinne C. Vacher, Sam P. Brown, Michael E. Hochberg. Avoid, attack or do both? Behavioral and physiological adaptations in natural enemies faced with novel hosts. *BMC Evolutionary Biology*, 2005, 5, pp.Article 60. 10.1186/1471-2148-5-60 . hal-02679031

**HAL Id: hal-02679031**

**<https://hal.inrae.fr/hal-02679031>**

Submitted on 31 May 2020

**HAL** is a multi-disciplinary open access archive for the deposit and dissemination of scientific research documents, whether they are published or not. The documents may come from teaching and research institutions in France or abroad, or from public or private research centers.

L'archive ouverte pluridisciplinaire **HAL**, est destinée au dépôt et à la diffusion de documents scientifiques de niveau recherche, publiés ou non, émanant des établissements d'enseignement et de recherche français ou étrangers, des laboratoires publics ou privés.

Research article

Open Access

## Avoid, attack or do both? Behavioral and physiological adaptations in natural enemies faced with novel hosts

Corinne Vacher\*<sup>1,3</sup>, Sam P Brown<sup>2,3</sup> and Michael E Hochberg<sup>3</sup>

Address: <sup>1</sup>Equipe Biologie des Populations en Interaction, Institut National de la Recherche Agronomique (UMR1112), 06903 Sophia-Antipolis Cedex, France, <sup>2</sup>Section of Integrative Biology, University of Texas at Austin, Austin TX 78712, USA and <sup>3</sup>Laboratoire Génétique et Environnement, Institut des Sciences de l'Évolution (UMR5554), Université Montpellier II, 34095 Montpellier Cedex 5, France

Email: Corinne Vacher\* - [vacher@antibes.inra.fr](mailto:vacher@antibes.inra.fr); Sam P Brown - [sam@biosci.utexas.edu](mailto:sam@biosci.utexas.edu); Michael E Hochberg - [mhochber@univ-montp2.fr](mailto:mhochber@univ-montp2.fr)

\* Corresponding author

Published: 04 November 2005

Received: 04 February 2005

BMC Evolutionary Biology 2005, 5:60 doi:10.1186/1471-2148-5-60

Accepted: 04 November 2005

This article is available from: <http://www.biomedcentral.com/1471-2148/5/60>

© 2005 Vacher et al; licensee BioMed Central Ltd.

This is an Open Access article distributed under the terms of the Creative Commons Attribution License (<http://creativecommons.org/licenses/by/2.0>), which permits unrestricted use, distribution, and reproduction in any medium, provided the original work is properly cited.

### Abstract

**Background:** Confronted with well-defended, novel hosts, should an enemy invest in avoidance of these hosts (*behavioral adaptation*), neutralization of the defensive innovation (*physiological adaptation*) or both? Although simultaneous investment in both adaptations may first appear to be redundant, several empirical studies have suggested a reinforcement of physiological resistance to host defenses with additional avoidance behaviors. To explain this paradox, we develop a mathematical model describing the joint evolution of behavioral and physiological adaptations on the part of natural enemies to their host defenses. Our specific goals are (i) to derive the conditions that may favor the simultaneous investment in avoidance and physiological resistance and (ii) to study the factors that govern the relative investment in each adaptation mode.

**Results:** Our results show that (i) a simultaneous investment may be optimal if the fitness costs of the adaptive traits are accelerating and the probability of encountering defended hosts is low. When (i) holds, we find that (ii) the more that defended hosts are rare and/or spatially aggregated, the more behavioral adaptation is favored.

**Conclusion:** Despite their interference, physiological resistance to host defensive innovations and avoidance of these same defenses are two strategies in which it may be optimal for an enemy to invest in simultaneously. The relative allocation to each strategy greatly depends on host spatial structure. We discuss the implications of our findings for the management of invasive plant species and the management of pest resistance to new crop protectants or varieties.

### Background

In natural antagonistic systems such as host-parasite, plant-herbivore, and predator-prey systems (hereafter called 'host-enemy'), enemies may frequently be confronted with hosts expressing novel defenses. For instance, in agro-ecosystems, herbivorous insects are confronted with novel plant defenses each time a new chemical pesticide or each time a new toxic cultivar is

introduced. This situation is frequent in natural areas too, when an herbivorous insect's foraging area is invaded by a novel toxic plant variety or species (e.g. invasion of Rocky mountain meadows by *Thlaspi arvense*, a crucifer lethal to *Pieris* larvae [1]). 'Avoid' and 'attack' are two basic strategies that enemies may evolve to cope with these novel defenses. In other words, enemies may evolve the ability to discriminate between defended and undefended

hosts and preferentially avoid defended ones (*behavioral adaptation*), or develop a direct counter-adaptation allowing the successful attack of defended hosts (*physiological adaptation*). Both adaptation modes have been extensively studied and reviewed, especially in arthropod systems [2-5].

Although simultaneous investment in both adaptations may first appear to be redundant (since avoiding defended hosts is unnecessary if defenses have been overcome anyway), some empirical studies have suggested a reinforcement of physiological resistance to host defenses with additional avoidance behaviors. The most convincing example is perhaps the study of Pluthero & Threlkeld (1981) [2]. These authors measured the levels of behavioral avoidance and physiological resistance in eight strains of wild-caught *Drosophila melanogaster* tested for their responses to the insecticide malathion. They showed that the most resistant line had also the highest degree of avoidance, suggesting a reinforcement of physiological resistance with an additional avoidance behavior in a wild population. However they did not find any significant correlation between these two modes of insecticide resistance in the eight strains, which indicates that the mechanisms involved were genetically independent from each other. The independence between the two adaptation modes is also suggested by other studies that have demonstrated the evolution of either physiological resistance or behavioral avoidance, but not both. For instance, in *Plutella xylostella*, exposure to transgenic plants expressing toxins from *Bacillus thuringiensis* (*Bt*) induced physiological resistance to *Bt* toxins without discrimination between transgenic and non-transgenic plants [6], whereas exposure to toxic baits altered the behavior of German cockroaches, but not their physiological resistance [7].

To explain the paradox that apparently redundant adaptations may evolve, a number of authors [8-10] have employed population genetics models. These models assume that physiological and behavioral responses are governed by two independent loci each bearing two co-dominant alleles. Nine strategy sets (i.e. nine genotypes) corresponding to the combination of three physiological adaptation levels (high, mild or null) and three behavioral adaptation levels (high, mild or null) are assumed. The results highlight the impact of population-genetic and population-dynamic factors on behavioral and physiological adaptations. In particular, a mixed strategy may be stable depending on the relative fitnesses of the nine genotypes and the initial allelic frequencies [8,9] and the mode of population regulation can have a striking impact on the likelihood of behavioral adaptation to evolve [10]. Simulations by Rausher [10] reveal that under the "hard selection" mode (i.e. regulatory factors act on the population as a whole [11]) the pure behavioral strategy evolves

almost as frequently as the pure physiological strategy, whereas under "soft selection" (i.e. the subpopulations of each host are regulated independently [11]) the pure behavioral strategy never evolves. A potential explanation for this difference is that contrary to "hard selection", "soft selection" leads to overcrowding on the most suitable host and undercrowding on the other host [10]. Behavioral generalists therefore have a higher fitness than choosy enemies, because the former suffer lower levels of intra-specific competition. A less frequent outcome (c. 10% of the runs) is the evolution of a mixed strategy (i.e. a strategy where one of the loci at least is polymorphic). Under "hard selection", this outcome is favored by the absence of fitness costs to both traits [10].

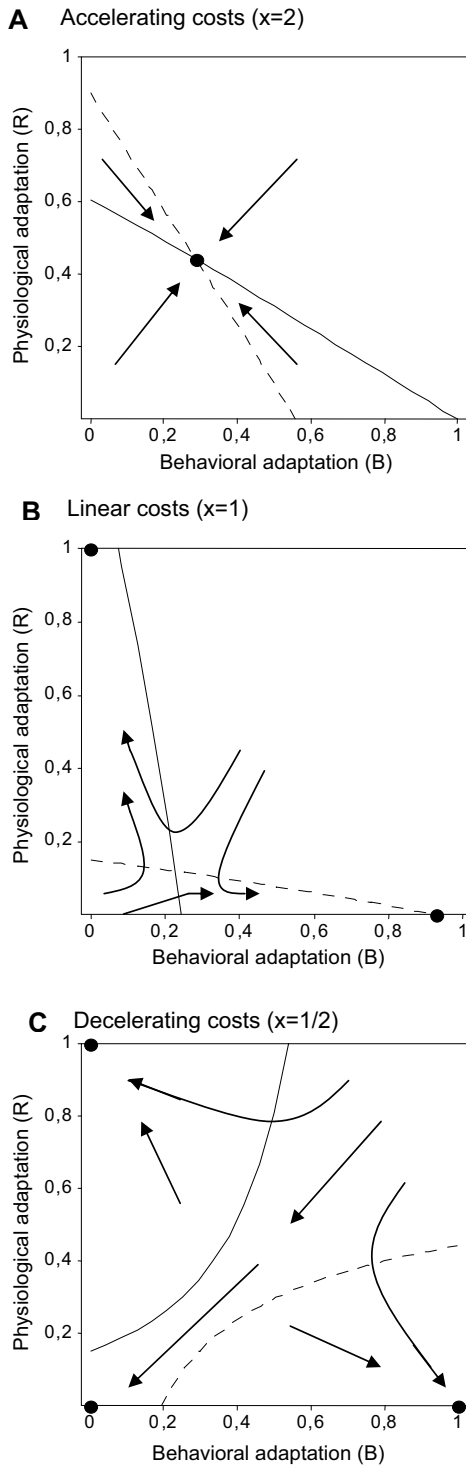
The objective of this study is to (i) explore in more detail the conditions favoring the occurrence of a mixed strategy and (ii) study the factors that govern the relative investment into each adaptation mode. Specifically, we study the impact of the shape of the fitness cost functions and the impact of spatial heterogeneity in host defenses. Indeed, while several theoretical models have investigated the impact of the abundance and spatial distribution of suitable hosts on physiological resistance evolution [e.g. [12-17]] or on the evolution of host selection behavior [e.g. [18-21]], the impact of space on the joint evolution of physiological and behavioral adaptations to host defenses has been largely ignored [5]. In our model, physiological resistance and behavioral avoidance are represented as quantitative traits and we adopt an optimality approach to identify the conditions favoring the investments in both traits. Contrary to the population genetics models listed above, this approach permits quantitative predictions of the optimal relative investments in both forms of adaptation. Fitness costs of the adaptations and host spatial structure are assumed to be constant.

Below we show that (i) simultaneous investment may be optimal if the fitness costs of the adaptive traits are accelerating and the probability of encountering defended hosts is low. When (i) holds, we find that (ii) the more that defended hosts are rare and/or spatially aggregated, the more behavioral adaptation is favored.

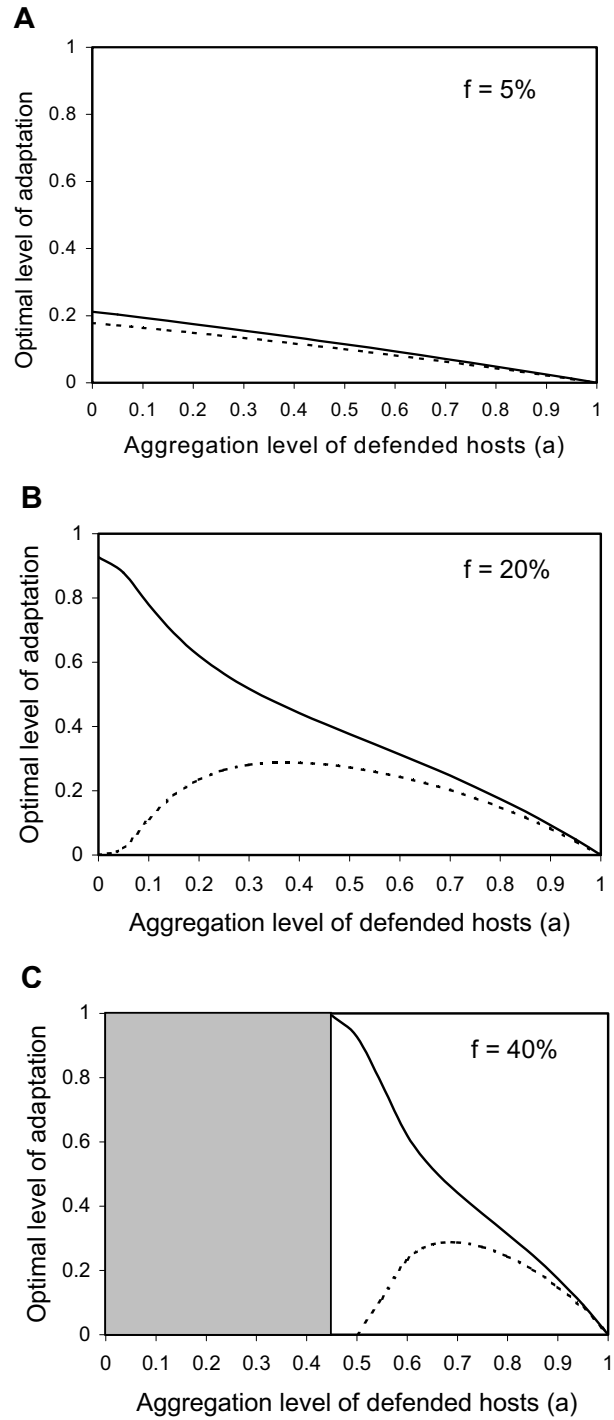
## Results

### **What conditions favor the simultaneous investment in physiological and behavioral adaptations to host defenses? Accelerating fitness costs of adaptations**

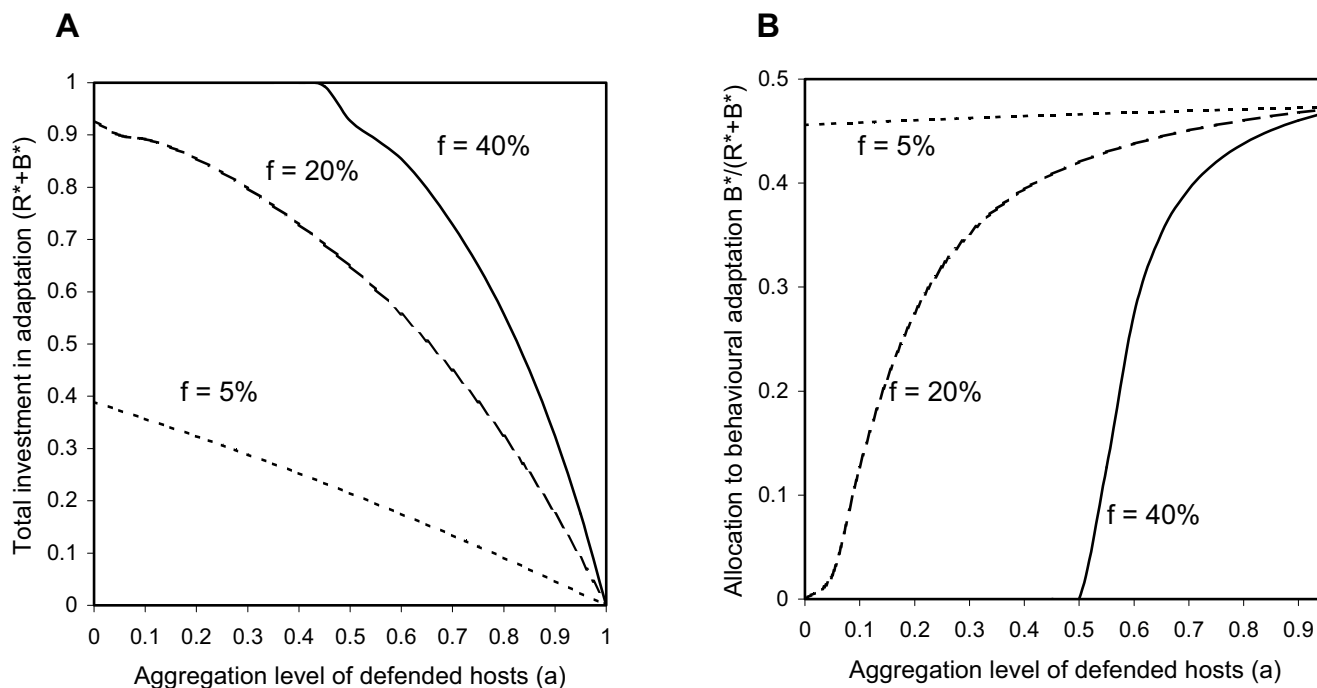
We find that the fitness costs of physiological and behavioral adaptations to novel host defenses can have an important effect on the optimal enemy strategy (Fig. 1). In the case of linear and decelerating maintenance costs of adaptations (Fig. 1B and 1C), simultaneous investment in physiological and behavioral adaptation to host defenses is never selected, whatever the spatial configuration of



**Figure 1**  
 Null clines for physiological (solid line) and behavioral (dotted line) adaptation to host defenses as a function of the shape of the cost function. Black points are stable steady states. Arrows represent schematic phase trajectories.  $k_R = 0.1$ ,  $k_B = 0.1$ ,  $e = 0.1$ ,  $a = 0.4$ ,  $f = 20\%$ .



**Figure 2**  
 Co-equilibrium ( $R^*$ ,  $B^*$ ) between physiological (solid line) and behavioral (dotted line) adaptation to host defenses as a function of the frequency  $f$  and the spatial aggregation level  $a$  of well-defended hosts. Equilibrium is polymorphic in the white plane and monomorphic in the gray plane ( $(R^*, B^*) = (1, 0)$  or  $(0, 1)$ ).  $k_R = 0.1$ ,  $k_B = 0.1$ ,  $e = 0.1$ ,  $x = 2$



**Figure 3**  
 Total investment in adaptation to host defenses ( $R^*+B^*$ ) and relative allocation to behavioral adaptation  $B^*/(R^*+B^*)$  as a function of the frequency  $f$  and the spatial aggregation level  $a$  of defended hosts in the case of a polymorphic equilibrium ( $R^*$ ,  $B^*$ ). Model parameters are the same than in Figure 2.

hosts. Either a pure physiological adaptation, a pure behavioral adaptation, or a "no investment" strategy is selected depending on initial investment levels. In the case of accelerating maintenance costs of adaptations (Fig. 1A), we find that a mixed strategy can be optimal.

*Rare and/or spatially aggregated defended hosts*

When considering this latter case in more detail, interestingly, our results show that the spatial configuration of hosts with and without defenses has a strong impact on the occurrence of the mixed strategy (Fig. 2). A mixed investment is only optimal when the frequency of defended hosts in the environment is low or when their aggregation level is high (Fig. 2, white plane). It is also noteworthy that under the canonical set of parameters, the absolute investment in physiological and behavioral adaptations can be very different (Fig. 2B and 2C). In the following, we focus on the factors governing these differences in investment.

**What factors govern the relative investment in each adaptation mode?**

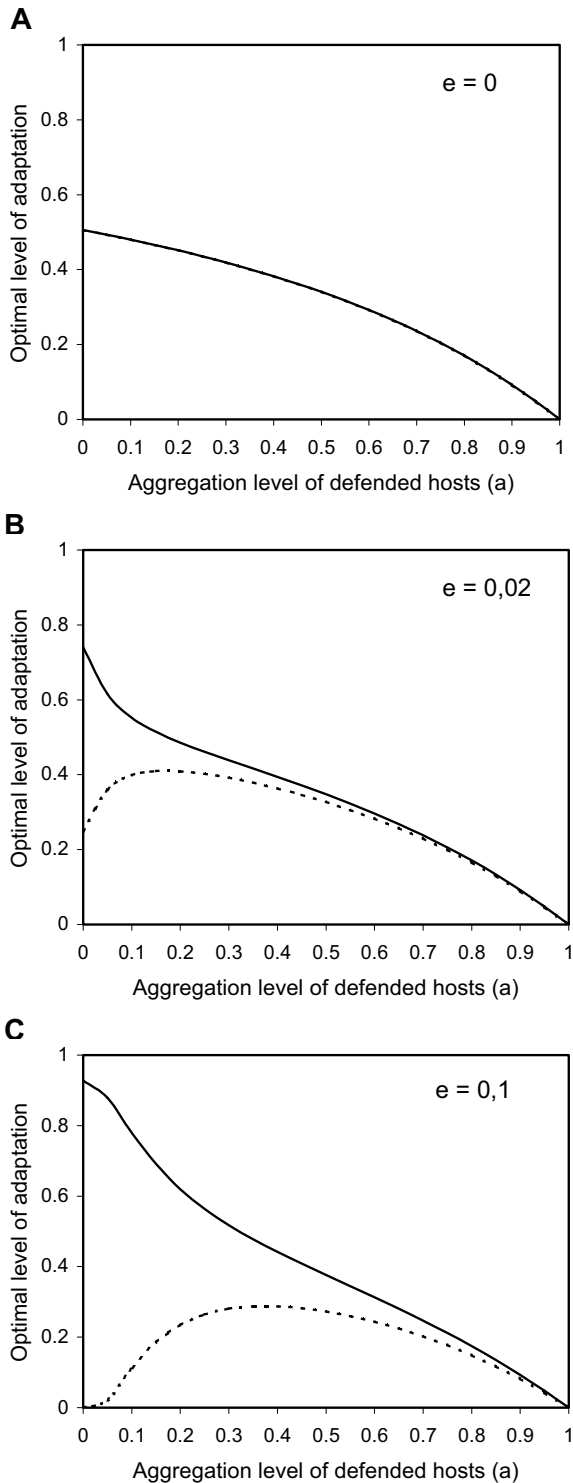
*Spatial configuration of hosts*

As Fig. 2 illustrates, investment in each adaptation mode depends on the spatial configuration of hosts. For a given

abundance of defended hosts, the absolute level of physiological adaptation is maximal for lower levels of host spatial aggregation than is the absolute level of behavioral adaptation (Fig. 2B:  $a = 0$  vs.  $a = 0.4$ ; Fig. 2C:  $a = 0.45$  vs.  $a = 0.7$ ). In contrast, looking at the relative investments in each adaptation mode gives a different picture (Fig. 3): a major result of this study is that the relative allocation to behavioral adaptation is maximal when defended hosts are rare and spatially aggregated (Fig. 3B). Under these conditions, we find that the total level of investment approaches zero, because defended hosts are encountered increasingly rarely (Fig. 3A).

*Magnitude of search costs*

Finally, we investigate the effects of the costs associated with the active search of undefended hosts on the differences in investment in each adaptation mode (Fig. 4). Partial derivatives of enemy fitness with respect to the level of physiological adaptation and the level of behavioral adaptation are symmetric when search costs are zero (see Methods, Eq 7a and 7b for  $e = 0$ ). Therefore, under this assumption, optimal investments in each resistance mode are equal (Fig. 4A). Interestingly, the effects of search costs are not uniform across the range of host spatial aggregation levels. Search costs strongly favor physiological over



**Figure 4**  
 Co-equilibrium ( $R^*$ ,  $B^*$ ) between physiological (solid line) and behavioral (dotted line) adaptation to host defenses as a function of the search cost coefficient  $e$  and the spatial aggregation level  $a$  of well-defended hosts. Equilibrium is polymorphic.  $k_R = 0.1$ ,  $k_B = 0.1$ ,  $x = 2$ ,  $f = 20\%$

behavioral resistance when defended hosts are randomly distributed, but have a low impact on the relative allocation to each resistance mode when defended hosts are spatially aggregated (Fig. 4B and 4C).

**Discussion**

In agreement with previous studies [8-10], we find that the simultaneous investment in avoidance and physiological resistance can be an optimal strategy despite interference between both adaptations (*i.e.*, investment in one adaptation mode decreases the efficiency of investment in the other). We identify two conditions that must be fulfilled: maintenance costs of both adaptations must be accelerating (Fig. 1) and the probability of encountering defended hosts must be low (Fig. 2). Under all other conditions, pure strategies are favored. This parallels the results of Poitrineau and colleagues on host investment in defenses against multiple enemies in the case where defenses interfere with each other [22].

Our results show that in the case where a pure strategy is optimal, *both* the pure physiological resistance strategy and the pure behavioral avoidance strategy may evolve depending on initial investment levels (Fig. 1). This result is in agreement with previous population genetics models that explicitly assume "hard selection" [10], and could be due to our implicit assumption of "hard selection". Indeed, since there is no explicit function of population regulation in our model and because the fitness functions are not dependent on the number or strategy of local competitors, any regulation must occur on the global level.

Moreover, when the mixed investment is optimal, we found that the absolute and relative investments in each adaptation mode are sensitive to the spatial configuration of hosts (Fig. 2). When defended hosts are abundant and/or randomly distributed (*i.e.*, when the probability of encountering defended hosts is high), it is optimal for the enemy to invest mainly in physiological resistance. We have shown that the low investment in behavioral adaptation is due to the costs of actively searching undefended hosts (Fig. 4). As the probability of encountering defended hosts decreases, the absolute investment in behavioral adaptation increases and goes through a maximum. Thereafter, optimal investments in both adaptation modes decrease. In the extreme case, total investment approaches zero because defended hosts are almost never encountered. Looking at the relative investments in each adaptation mode gives a different picture (Fig. 3). Relative investment in physiological resistance is always greater, but the difference tends to disappear with increasing rarity and/or spatial aggregation of defended hosts.

We describe the consequences of interference between two adaptive traits on the joint evolution of these traits in

the first part of the Discussion below. In the second and third parts, we highlight the relevance of these findings to plant-herbivore interactions in natural and managed ecosystems.

#### **Simultaneous investment in avoidance of and resistance to host defenses: a paradox?**

Interference between physiological and behavioral adaptations is an emergent property of our model, clearly identifiable from the net fitness benefits of investment in both adaptation modes. Simplifying the enemy fitness  $W$  for null fitness costs of adaptation (see Methods, Eq. 1a for  $k = e = 0$ ) gives

$$W = W_0 + dP(1+T-I)$$

where  $T = R+B$  is the total investment in physiological and behavioral adaptations (respectively  $R$  and  $B$ ) and  $I = BR$  is the interference between physiological and behavioral adaptations. Thus, for a given total investment  $T$ , the net benefits are maximal when all resources are invested in one mode of adaptation only (*i.e.*, interference  $I$  is zero).

However, the optimality of a strategy also depends on the fitness costs associated with the adaptive traits. Consider an enemy investing an intermediate amount of resources in one adaptation mode and facing an increase in the frequency of encounters with defended hosts. When fitness costs are decelerating, investing in this same mode of adaptation is not only the most efficient but also the least costly way to reinforce adaptation to host defenses. Thus, continuing to invest in the prevailing adaptation mode is better than developing another from zero (*i.e.*, pure resistance strategies are favored). In contrast, for accelerating costs, investing in the prevailing mode of adaptation is more efficient but also more costly. Thus, investing in another adaptation mode can be an optimal choice (*i.e.*, mixed resistance strategies can be optimal). Mixed resistance strategies tend to disappear when the frequency of encounters with defended hosts increases, because investing simultaneously in two interfering adaptive traits is increasingly wasteful. In the extreme case ( $R \bullet 1, B \bullet 1$ ), one half of the investment is useless because of interference.

#### **Avoidance of aggregated novel hosts: a factor in biological invasions?**

Our findings are relevant to adaptation in ecological communities, for example when a habitat is invaded by a plant variety or species that is toxic to a resident herbivore. One commonly observed life history trait in invasive plant species is clonal reproduction [23]. This reproductive mode leads to the spatial aggregation of invaders. Thus, during the initial steps of a biological invasion, clonally invasive plants are rare and spatially aggregated. Our model suggests that natural enemies should invest a

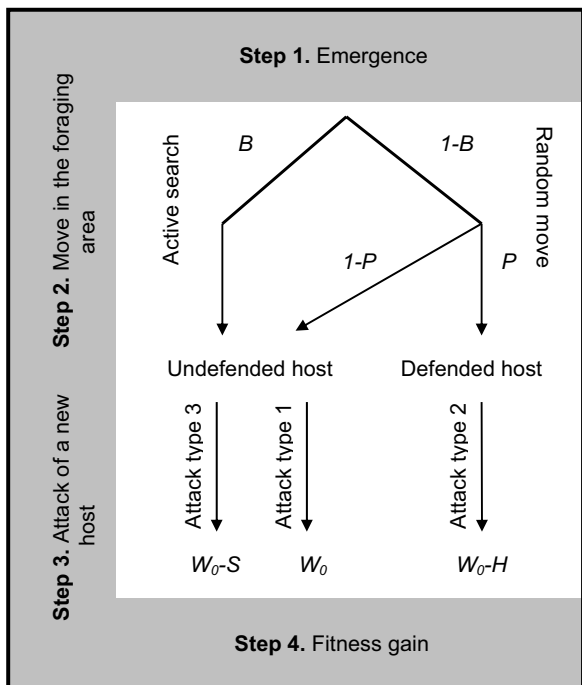
low amount of resources into adaptations to these novel hosts, and allocate non-trivial amount of these resources to behavioral adaptation. Consequently, we suggest that selection for avoidance of the toxic compounds produced by rare, clumped invasive plants could be a cause for the so-called "ecological release" experienced by these plants. The enemy release hypothesis states that plant species, on introduction to an exotic region, experience a decrease in regulation by herbivores (in particular, specialist herbivores) and other natural enemies, resulting in a rapid increase in distribution and abundance [24,25]. Comparisons of the parasitic load and the number of pathogens in native versus introduced regions support this hypothesis [26,27], as well as comparison of the plant anti-herbivore compounds [25]. One approach to test our hypothesis would be to compare herbivore behavior in native and introduced ranges of invasive plants.

#### **Pest management: how to limit physiological resistance to new crop protectants or varieties**

Finally, our results are relevant to certain forms of pest management, where one attempts to conserve the efficiency of a new toxic cultivar or a new chemical pesticide. Although models of pest resistance evolution to chemical pesticides or genetically-engineered toxins have long been acknowledged as a tool for pest management [28], host preferences have rarely been incorporated in theoretical developments (but see [10,29,30]). Our model suggests that using rare and aggregated treated/toxic plants during the first years of commercialization may curtail a pest's investment in physiological resistance, and favor the evolution of avoidance of treated/toxic areas. By reducing the frequency of encounters with the new pesticide/toxin, this initial step of behavioral adaptation might delay the evolution of physiological resistance if the treated/toxic plants are subsequently used more extensively (see also [10]). Refuges (*i.e.*, non-treated/toxic host plants maintained in close proximity to treated/toxic crops to delay physiological resistance evolution [31]) would then serve as insect traps. This potential role of refuges has rarely been studied (but see [30]), since in population genetics models refuges are considered to be a source of susceptible insects. Moreover, it is noteworthy that since the commercialization of insect-resistant GM crops, the optimal spatial distribution of refuges for sustainable pest control has received much attention [11-13], but their optimal temporal distribution has rarely been investigated (but see [32]). Based on our findings, we suggest that more research should be conducted to define this optimal temporal distribution of refuges, when taking into account the evolution of pest specialization.

#### **Conclusion**

The originality of our study is to have linked together physiology, behavior and landscape structure into a gen-



**Figure 5**  
Enemy life cycle. Parameters  $W_0$ ,  $H$  and  $S$  are defined in Table 1.

eral model describing the adaptation of natural enemies to their hosts. Our model predicts that the optimal strategy for a natural enemy when confronted with well-defended, novel hosts subtly depends on the fitness costs of the adaptations to host defenses and the spatial distribution of defended hosts. Interestingly, under certain conditions (*i.e.*, maintenance costs of the adaptations are accelerating and the probability of encountering defended hosts is low), a reinforcement of physiological resistance to host defenses by avoidance of these same defenses may be optimal. In this latter case, investment in physiological resistance is favored when the novel hosts are abundant at regional scales because the active search of undefended hosts is costly. It is also favored when the host type that might be encountered is difficult to predict by the enemy because the host from which the enemy emerges cannot be used as a cue (*i.e.*, the aggregation level of host types is low).

Although they remain to be confirmed by empirical data, our theoretical results could have important implications for the management of invasive plant species and the management of pest resistance to new crop protectants or varieties. A logical next step in the model analysis would be to enable the host level evolve (*see* [33]). Indeed, since the host level is currently assumed to be non-evolving, our

predictions are only relevant to enemy evolution over short time scales (e.g. evolution of herbivorous insects during the initial steps of invasion of their foraging range by new plants) or to systems in which host levels can be managed (e.g. agricultural systems). Relaxing this assumption may be useful to analyze adaptive patterns in coevolving systems having contrasting spatial structures, such as plant-herbivore interactions in tropical and temperate forests [33-36].

**Methods**

The model considers a single species of natural enemy confronted with two host types: initial hosts, called 'undefended hosts', and novel hosts, called 'defended hosts'. A simple life-cycle for the enemy that should apply to a range of natural antagonistic systems is assumed: enemies leave their host of emergence (Fig. 5, step 1), engage in a foraging behavior (Fig. 5, step 2) and finally attack a single host individual (Fig. 5, step 3). The host of emergence belongs to the initial host type whereas the selected host may belong to either host type. During the foraging step (Fig. 5, step 2), enemies either move at random over their environment or engage in the active search of undefended hosts. Enemies can therefore adopt three types of offensive behavior (Fig. 5, step 3):

1. attack of an undefended host randomly encountered in the foraging area
2. attack of a defended host randomly encountered in the foraging area
3. attack of an undefended host encountered by active search in the foraging area.

Physiological and behavioral adaptations to host defenses are assumed to be quantitative traits that respectively decrease the deleterious effects of host defenses during a type (2) attack and increase the frequency of type (3) attacks.

The enemy's fitness  $W$  is stated as

$$W = W_G * (1-C_R) * (1-C_B) \quad (1a)$$

where  $W_G$  is a function of  $R$  and  $B$  representing the average fitness gain resulting from host attack and  $C_R$  and  $C_B$  are increasing functions of  $R$  and  $B$  representing the fitness costs of adaptations. The average fitness gain resulting from host attack  $W_G$  is stated as

$$W_G = (1-B)(1-P)W_0 + (1-B)P(W_0-H) + B(W_0-S) \quad (1b)$$



where the three terms respectively reflect fitness gains resulting from attacks of type (1), (2) and (3). Each term is detailed below.

The first term corresponds to the attack of an undefended host encountered by a random move in the foraging area. The fitness gain resulting from this type of attack equals  $W_0$ , which is the maximal potential fitness gain resulting from a host attack. The probability of this event is  $(1-B)(1-P)$ , where  $B$  is the probability for an enemy to engage in the active search of undefended hosts during the foraging step and  $P$  is the probability for an enemy to randomly encounter a defended host in its foraging area (Fig. 5).  $B$  corresponds to the investment in behavioral adaptation whereas  $P$  depends on the spatial configuration of defended and undefended hosts. This latter is described by the frequency  $f$  of defended hosts and their level  $a$  of spatial aggregation at the scale of an enemy's foraging range, which is the scale of spatial aggregation the most relevant to our study [37-39]. Host aggregation at the scale of the enemy's foraging range is described by the average frequencies of the three possible host-pair types (*i.e.* defended-defended, undefended-defended and undefended-undefended), when considering only host-pairs between which distance is inferior to the maximal foraging distance [40]. The higher the frequency of homologous pairs, the greater the spatial aggregation. Making a parallel with Wright's inbreeding coefficient in population genetics [41], we define the aggregation level  $a$  of defended hosts at the scale of the enemy's foraging range as the deficit in heterologous host pairs. Defended-defended, undefended-defended and undefended-undefended host-pair average frequencies,  $f_{dd}$ ,  $f_{ud}$  and  $f_{uu}$  respectively, are defined as

$$f_{dd} = f^2 + af(1-f) \quad (2a)$$

$$f_{ud} = 2f(1-f)(1-a) \quad (2b)$$

$$f_{uu} = (1-f)^2 + af(1-f). \quad (2c)$$

The mean probability  $P$  that an enemy emerging from an undefended host encounters a defended host after a random move in its foraging area is

$$P = 1/2 f_{ud}/(f_{uu} + 1/2 f_{ud}) \quad (3a)$$

which simplifies to

$$P = f(1-a). \quad (3b)$$

The second term of equation (1b) corresponds to the attack of a defended host encountered by a random move in the foraging area. The probability of this event is  $(1-B)P$ . The fitness gain  $W_0$  is decreased by  $H$ ,  $H$  being the fit-

ness loss due to the deleterious effects of host defenses (Fig. 5).  $H$  is assumed to decrease with the level  $R$  of physiological enemy resistance and increase with the level  $d$  of host defense. We chose the simplest function to describe  $H$  [42]. Hence

$$H = d(1-R). \quad (4)$$

The third term of equation (1b) corresponds to the attack of an undefended host encountered by active search. The probability of this event is  $B$ . The fitness gain  $W_0$  is decreased by  $S$ ,  $S$  being the fitness loss due to active searching [43,44] (Fig. 5).  $S$  is assumed to increase with the probability  $P$  of encountering a defended host by any random move. We also chose the simplest function to describe  $S$ . Hence

$$S = eP \quad (5)$$

where  $e$  is the search cost coefficient.

Let us now describe the constitutive fitness costs of adaptations,  $C_R$  and  $C_B$  (Eq. 1a). Evidence of fitness costs of adaptation to host defenses is scarce [45] and a fortiori, the shape of the fitness cost functions (*i.e.*, variations in the cost magnitude with the level of investment in the adaptive trait) is largely unknown [22,45]. However, it is reasonable to assume that physiological and behavioral adaptations to host defenses have constitutive fitness costs: a few studies show that physiological resistance to toxic compounds results from permanent metabolic changes that can reduce fitness [47-49] and obviously, discrimination between defended and undefended hosts involves energy allocation to sensors and neural cells allowing the detection and treatment of signals. Consequently, we chose simple functions to describe the constitutive fitness costs of physiological and behavioral adaptations to host defenses and we assessed the robustness of model predictions to the shape of these functions. The cost functions are taken as

$$C_R = k R^x \quad (6a)$$

$$C_B = k B^x \quad (6b)$$

where  $k$  is the cost coefficient and  $x$  controls the form of the function. If  $x > 1$  then the cost is accelerating, if  $x = 1$  then it is linear, whereas if  $x < 1$  then it is decelerating.

Finally, note that we assume that the two adaptive traits are independent [8-10,50]. Partial derivatives of enemy fitness  $W$  (Eq. 1a) with respect to the level of physiological adaptation  $R$  and the level of behavioral adaptation  $B$  give

**Table 1: Model parameters, their definitions, range of values employed, and notes on their use.**

Parameter	Definition	Range	Comments
<b>Host</b>			
d	Defense level of defended hosts	Held at 1	
f	Frequency of defended hosts in the environment	0–1	
a	Spatial aggregation level of defended hosts	0–1	a = 0 when defended and undefended hosts are randomly distributed and a → 1 when defended and undefended hosts form two distinct patches.
<b>Enemy</b>			
P	Probability of encountering a defended host during a random move in the foraging area	0–1	Increases with the frequency f of defended hosts and decreases with their aggregation level a P = f(1-a)
W <sub>0</sub>	Maximal potential fitness gain when attacking an host	Held at 1	Corresponds to the fitness gain when attacking a randomly encountered undefended host
H	Fitness loss due to host defense	0–1	Decreases with the level of physiological resistance R of the enemy and increases with the level of defense d of the host H = d(1-R)
S	Fitness loss due to active searching of undefended hosts	0–1	Increases with the difficulty in finding undefended hosts, i.e., with the probability P of encountering a defended host during a random move S = eP
e	Search cost coefficient	0–1	
R	Physiological adaptation level	0–1	Physiological adaptation reduces the fitness loss H when attacking a defended victim.
C <sub>R</sub>	Physiological adaptation maintenance cost	0–1	Increases with the level of physiological adaptation R C <sub>R</sub> = kR <sup>x</sup>
B	Behavioral adaptation level	0–1	Behavioral adaptation corresponds to the probability of engaging in the active search of undefended hosts.
C <sub>B</sub>	Behavioral adaptation maintenance cost	0–1	Increases with the level of behavioral adaptation B C <sub>B</sub> = kB <sup>x</sup>
k	Maintenance cost coefficient	0–1	
x	Shape coefficient of the maintenance cost functions	Held to 1/2, 1 or 2	Maintenance costs increase with the level of adaptation in an accelerating (x = 2), linear (x = 1) or decelerating (x = 1/2) way

$$\partial W / \partial R = (1 - C_B) ((1 - B) dP(xC_R + R(1 - C_R - xC_R)) - xC_R W_0) / R + ePB(1 - C_B)xC_R / R \quad (7a)$$

$$\partial W / \partial B = (1 - C_R) ((1 - R) dP(xC_B + B(1 - C_B - xC_B)) - xC_B W_0) / B - ePB(1 - C_R)(1 - (1 + x)C_B) / B \quad (7b)$$

The optimal strategy (R\*, B\*) is assessed based on the position of the null clines ∂W/∂R = 0 and ∂W/∂B = 0 [51]. All the analyses were done with Mathematica 4 [52]. All the model parameters are summarized in Table 1.

**Authors' contributions**

CV and SPB conceived the study and designed the model. CV performed the model analysis and wrote the paper. MEH coordinated the study and obtained funding to finance the research. All authors read and commented on drafts of the manuscript, and approved the final manuscript.

**Acknowledgements**

We thank Anthony R. Ives, Laurent Lapchin and Thomas Guillemaud for helpful comments. We acknowledge financial support from the French Ministry of Research and the CNRS (ACI "Impact of Biotechnologies on Agro-Ecosystem Functioning"). Sam P. Brown was supported by a Marie Curie

Fellowship. Corinne Vacher is supported by an INRA postdoctoral fellowship.

**References**

1. Chew FS: Coevolution of pierid butterflies and their cruciferous foodplants. II. The distribution of eggs on potential foodplants. *Evolution* 1977, 31:568-579.
2. Pluthero FG, Threlkeld SFH: **Genetic differences in malathion avoidance and resistance in Drosophila.** *J Econ Entomol* 1981, 74:736-740.
3. Pluthero FG, Sing RS, Threlkeld SFH: **The behavioural and physiological components of malathion resistance in Drosophila melanogaster.** *Can J Genet Cytol* 1982, 24:807-815.
4. Lockwood JA, Sparks TC, Story RN: **Evolution of insect resistance to insecticides: a reevaluation of the roles of physiology and behavior.** *Bull Entomol Soc Am* 1984:41-51.
5. Hoy CW, Head GP, Hall FR: **Spatial heterogeneity and insect adaptation to toxins.** *Ann Rev Entomol* 1998, 43:571-94.
6. Ramachandran S, Buntin GD, Tabashnik BE, Raymer PL, Adang MJ, Pulliam DA, Stewart CN: **Survival, development, and oviposition of resistant diamondback moth (Lepidoptera: Plutellidae) on transgenic canola producing a Bacillus thuringiensis toxin.** *J Econ Entomol* 1998, 91:1239-1244.
7. Negus TF, Ross MH: **The response of German cockroaches to toxic baits: strain differences and the effects of selection pressure.** *Entomol Exp Appl* 1997, 82:247-253.
8. Gould F: **Role of behaviour in the evolution of insect adaptation to insecticides and resistant host plants.** *Bull Entomol Soc Am* 1984, 30:34-41.
9. Castillo-Chavez C, Levin SA, Gould F: **Physiological and behavioral adaptation to varying environments: a mathematical model.** *Evolution* 1988, 42:986-994.

10. Rausher MD: **The evolution of habitat preference: avoidance and adaptation.** *Evolution of insect pests: patterns of variation* 1994:259-283.
11. Wallace B: *Topics in Population Genetics* New-York: W. W. Norton; 1968.
12. Peck SL, Ellner SP: **The effect of economic thresholds and life-history parameters on the evolution of pesticide resistance in a regional setting.** *Am Nat* 1996, **149**:42-63.
13. Lenormand T, Raymond M: **Resistance management: the stable zone strategy.** *Proc R Soc Lond B Biol Sci* 1998, **265**:1985-1990.
14. Peck SL, Gould F, Ellner SP: **Spread of resistance in spatially extended regions of transgenic cotton: implications for management of *Heliothis virescens* (Lepidoptera: Noctuidae).** *J Econ Entomol* 1999, **92**:1-16.
15. Caprio MA: **Source-sink dynamics between transgenic and non-transgenic habitats and their role in the evolution of resistance.** *J Econ Entomol* 2001, **94**:698-705.
16. Vacher C, Bourguet D, Rousset F, Chevillon C, Hochberg ME: **Modelling the spatial configuration of refuges for a sustainable control of pests: a case study of *Bt* cotton.** *J Evol Biol* 2003, **16**:378-387.
17. Cerda H, Wright DJ: **Modeling the spatial and temporal location of refugia to manage resistance in *Bt* transgenic crops.** *Agric Ecosyst Environ* 2004, **102**:163-174.
18. Diehl SR, Bush GL: **The role of habitat preference in adaptation and speciation.** In *Speciation and its consequences* Edited by: Otte D, Endler JA. Sunderland, MA: Sinauer; 1989:345-355.
19. Cunningham JP, West SA: **Host selection in phytophagous insects: a new explanation for learning in adults.** *Oikos* 2001, **95**:537-543.
20. Onstad DW, Spencer JL, Guse CA, Levine E, Isard SA: **Modeling evolution of behavioral resistance by an insect to crop rotation.** *Entomol Exp Appl* 2001, **100**:195-201.
21. West SA, Cunningham JP: **A general model for host plant selection in phytophagous insects.** *J Theor Biol* 2002, **214**:499-513.
22. Poitineau K, Brown SP, Hochberg ME: **Defence against multiple enemies.** *J Evol Biol* 2003, **16**:1319-1327.
23. Sakai AK, Allendorf FW, Holt JS, Lodge DM, Molofsky J, With KA, Baughman S, Cabin RJ, Cohen JE, Ellstrand NC, McCauley DE, O'Neil P, Parker IM, Thompson JN, Weller SG: **The population biology of invasive species.** *Annu Rev Ecol Syst* 2001, **32**:305-332.
24. Keane RM, Crawley MJ: **Exotic plant invasions and the enemy release hypothesis.** *TREE* 2002, **17**:164-169.
25. Joshi J, Vrieling K: **The enemy release and EICA hypothesis revisited: incorporating fundamental difference between specialist and generalist herbivores.** *Ecol Lett* 2005, **8**:704-714.
26. Mitchell CE, Power AG: **Release of invasive plants from fungal and viral pathogens.** *Nature* 2003, **421**:625-627.
27. Torchin ME, Lafferty KD, Dobson AP, McKenzie VJ, Kuris AM: **Introduced species and their missing parasites.** *Nature* 2003, **421**:628-630.
28. Tabashnik B: **Computer simulations as a tool for pesticide resistance management.** In *Pesticide Resistance: Strategies and Tactics for Management* Washington, USA: National Academy Press; 1986:194-206.
29. Mallet J, Porter P: **Preventing insect adaptation to insect-resistant crops: are seed mixtures or refugia the best strategy?** *Proc R Soc Lond B Biol Sci* 1992, **250**:165-169.
30. Alstad DN, Andow DA: **Managing the evolution of insect resistance to transgenic plants.** *Science* 1995, **268**:1894-1896.
31. Gould F: **Sustainability of transgenic insecticidal cultivars. Integrating pest genetics and ecology.** *Annu Rev Entomol* 1998, **43**:701-26.
32. Livingston MJ, Carlson GA, Fackler PL: **Managing resistance evolution in two pests to two toxins with refugia.** *Am J Agric Econ* 2004, **86**:1-13.
33. Levin DA: **Alkaloid-bearing plants: an ecogeographic perspective.** *Am Nat* 1976, **110**:261-284.
34. Coley PD, Barone JA: **Herbivory and plant defenses in tropical forests.** *Annu Rev Ecol Syst* 1996, **27**:305-335.
35. Gaston KJ: **Global patterns in biodiversity.** *Nature* 2000, **405**:220-227.
36. Condit R, Ashton PS, Baker P, Bunyavechewin S, Gunatilleke S, Gunatilleke N, Hubbel SP, Foster RB, Itoh A, LaFrankie JV, Lee HS, Losos E, Manokaran N, Sukumar R, Yamakura T: **Spatial patterns in the distribution of tropical tree species.** *Science* 2000, **288**:1414-1418.
37. Wiens JA: **Spatial scaling in ecology.** *Funct Ecol* 1989, **3**:385-397.
38. Lima SL, Zollner PA: **Towards a behavioral ecology of ecological landscapes.** *TREE* 1996, **11**:131-135.
39. Kawata M, Agawa H: **Perceptual scales of spatial heterogeneity of periphyton for freshwater snails.** *Ecol Lett* 1999, **2**:210-214.
40. Law R, Dieckmann U: **Moment approximations of individual-based models.** In *The geometry of ecological interactions: simplifying spatial complexity* Edited by: Dieckmann U, Law R, Metz JAJ. Cambridge: Cambridge University Press; 2000.
41. Hartl DL, Clark AG: *Principles of Population Genetics* 2nd edition. Sunderland, MA: Sinauer Associates; 1989.
42. Kawecki TJ: **Red queen meets Santa Rosalia: arms races and the evolution of host specialization in organisms with parasitic lifestyles.** *Am Nat* 1998, **152**:635-651.
43. Lucas JR: **Time constraints and diet choice: different predictions from different constraints.** *Am Nat* 1985, **126**:680-705.
44. Crawley MJ, Krebs JR: **Foraging theory.** In *Natural enemies: the population biology of predators, parasites and diseases* Edited by: Crawley MJ. Oxford: Blackwell Scientific Publications; 1992:90-114.
45. Coustau C, Chevillon C, Ffrench-Constant R: **Resistance to xenobiotics and parasites: can we count the cost?** *TREE* 2000, **15**:378-383.
46. Boots M, Haraguchi Y: **The evolution of costly resistance in host-parasite systems.** *Am Nat* 1999, **153**:359-370.
47. McKenzie JA, Purvis A: **Chromosomal localization of fitness modifiers of diazot resistance genotypes of *Lucilia cuprina*.** *Heredity* 1984, **53**:625-634.
48. Groeters FR, Tabashnik BE, Finson N, Johnson MW: **Fitness costs of resistance to *Bacillus thuringiensis* in the diamondback moth (*Plutella xylostella*).** *Evolution* 1994, **48**:197-201.
49. Raymond M, Chevillon C, Guillemaud T, Lenormand T, Pasteur N: **An overview of the evolution of overproduced esterases in the mosquito *Culex pipiens*.** *Philos Trans R Soc Lond B Biol Sci* 1998, **353**:1707-1711.
50. Hochberg ME: **Hide or Fight? The competitive evolution of concealment and encapsulation in parasitoid-host associations.** *Oikos* 1997, **80**:342-352.
51. Murray JD: **Continuous models for interacting populations.** In *Mathematical Biology, second, corrected edition* Edited by: Murray JD. Berlin/Heidelberg: Springer-Verlag; 1993.
52. Wolfram S: *Mathematica Version 4.0.1.0* Champaign, Ill: Wolfram Research; 1999.

Publish with **BioMed Central** and every scientist can read your work free of charge

"BioMed Central will be the most significant development for disseminating the results of biomedical research in our lifetime."

Sir Paul Nurse, Cancer Research UK

Your research papers will be:

- available free of charge to the entire biomedical community
- peer reviewed and published immediately upon acceptance
- cited in PubMed and archived on PubMed Central
- yours — you keep the copyright

Submit your manuscript here:  
[http://www.biomedcentral.com/info/publishing\\_adv.asp](http://www.biomedcentral.com/info/publishing_adv.asp)

