



Sodium-Calcium and Sodium-Magnesium exchange on Wyoming bentonite in perchlorate and chloride background ionic media

Garrison Sposito, Kenneth M Hotzclaw, Laurent Charlet, Claire Jouany, a L Page

► To cite this version:

Garrison Sposito, Kenneth M Hotzclaw, Laurent Charlet, Claire Jouany, a L Page. Sodium-Calcium and Sodium-Magnesium exchange on Wyoming bentonite in perchlorate and chloride background ionic media. Soil Science Society of America Journal, 1983, 47, pp.51-56. hal-02726315

HAL Id: hal-02726315

<https://hal.inrae.fr/hal-02726315>

Submitted on 2 Jun 2020

HAL is a multi-disciplinary open access archive for the deposit and dissemination of scientific research documents, whether they are published or not. The documents may come from teaching and research institutions in France or abroad, or from public or private research centers.

L'archive ouverte pluridisciplinaire **HAL**, est destinée au dépôt et à la diffusion de documents scientifiques de niveau recherche, publiés ou non, émanant des établissements d'enseignement et de recherche français ou étrangers, des laboratoires publics ou privés.

Sodium-Calcium and Sodium-Magnesium Exchange on Wyoming Bentonite in Perchlorate and Chloride Background Ionic Media¹

GARRISON SPOSITO, KENNETH M. HOLTZCLAW, LAURENT CHARLET, CLAIRE JOUANY, AND A. L. PAGE²

ABSTRACT

The exchange of calcium and magnesium for sodium at 298 K on Wyoming bentonite was investigated in perchlorate and chloride background media maintained at pH 7.0 and at a total cation normality of 0.05N. In the perchlorate medium, the apparent total adsorbed metal charge was independent of the exchanger composition and equal to 0.97 ± 0.06 mol, kg⁻¹ (average for Na-Ca and Na-Mg exchanges). In the chloride medium, the apparent total adsorbed metal charge increased with the amount of calcium or magnesium adsorbed, tending to a value near 1.3 mol, kg⁻¹ as the clay became saturated with the bivalent metal cation. These results were interpreted as evidence for the adsorption of CaCl⁺ or MgCl⁺ complexes in the exchange experiments conducted in the chloride medium. A detailed analysis of the exchange data led to the conclusion that a Ca-montmorillonite or Mg-montmorillonite suspension in a chloride background consists of quasicrystals with bivalent cations adsorbed on the internal surfaces and monovalent metal-chloride complexes adsorbed on the external surfaces.

Additional Index Words: cation exchange, chloride complexes, speciation of adsorbed metals.

Sposito, G., K. M. Holtzclaw, L. Charlet, C. Jouany, and A. L. Page. 1983. Sodium-calcium and sodium-magnesium exchange on Wyoming

bentonite in perchlorate and chloride background ionic media. *Soil Sci. Soc. Am. J.* 47:51-56.

AN INTERESTING LEITMOTIV pertaining to surface charge and adsorption selectivity emerges from an examination of the published literature concerning univalent cation exchange on montmorillonite or in montmorillonitic soils. The data reveal that, as a general rule, an increase in the number of bivalent metal cations on the exchanger, toward complete saturation, produces corresponding increases in both the apparent total adsorbed metal charge and the selectivity of the exchanger for the bivalent metal cation. Thus, as the aqueous solution bathing a montmorillonite exchanger is enriched in the bivalent metal cation that replaces an adsorbed alkali

¹ Contribution from the Dep. of Soil and Environmental Sciences, University of California, Riverside, CA 92521. Received 14 July 1982. Approved 27 Sept. 1982.

² Professor of Soil Science, Research Associate IV, Graduate Research Assistant, Visiting Postdoctoral Fellow, and Professor of Soil Science, respectively.

metal cation, the apparent cation exchange capacity (CEC) and the exchange selectivity coefficient for this replacement both are observed to grow larger (Schwertmann, 1962; Babcock and Shulz, 1963; Deist and Talibudeen, 1967; Laudelout et al., 1968; Levy and Hillel, 1968; Van Bladel and Menzel, 1969; Van Bladel et al., 1973; Jensen and Babcock, 1973; Jensen, 1973; Maes et al., 1976; Maes and Cremers, 1977; Shainberg et al., 1980; Van Bladel and Gheyi, 1980).

Besides the general trends just described, the studies of uni-bivalent cation exchange cited retain the common feature of having been done in either chloride or nitrate background ionic media. Since it is established now that both Cl^- and NO_3^- can form weak complexes with bivalent metal cations (Smith and Martell, 1976), the question arises as to whether the characteristics of uni-bivalent cation exchange on montmorillonite would be different if a background medium containing perchlorate ion, which do not form such complexes (Hester and Plane, 1964), were to be used instead. This question was investigated for a specific case by Sposito et al. (1981) in their recent study of sodium-copper exchange on Wyoming bentonite. The results of this study showed that, when the exchange experiment is carried out in a perchlorate ionic medium, neither the total adsorbed metal charge nor the selectivity of the clay for Cu^{2+} increases as the amount of copper adsorbed is increased. Because the previous research on sodium-copper exchange on montmorillonite had been done in a chloride ionic medium (Maes et al., 1976), Sposito et al. (1981) were led to hypothesize that the complex CuCl^+ ultimately was responsible for the increases in total adsorbed metal charge and in copper selectivity observed in the earlier study. For example, the apparent increase in total adsorbed metal charge could be attributed to assigning all of the adsorbed Cu(II) species a valence of $2+$ when in fact one of the adsorbed species was the monovalent complex, CuCl^+ . This being the case, the increase in Cu(II) selectivity could be explained if CuCl^+ was adsorbed by the clay with high affinity.

The hypothesis advanced by Sposito et al. (1981) should be applicable to other previous studies of alkali metal-bivalent metal cation exchange on montmorillonite in chloride or nitrate background media. Table 1 lists compiled values of the thermodynamic stability constants for the complexes MCl^+ and MNO_3^+ , where M refers to a metal in oxidation state II. The second column of the

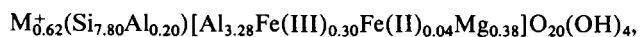
table makes clear the fact that monovalent chloride complexes have essentially the same thermodynamic stability with any bivalent metal cation. Therefore, if $\text{Na}^+-\text{Cu}^{2+}$ exchange on montmorillonite is affected by the use of a chloride vs. a perchlorate ionic medium, and if the monovalent complex MCl^+ is the cause, the same result should hold for $\text{Na}^+-\text{Mg}^{2+}$ or $\text{Na}^+-\text{Ca}^{2+}$ exchange.

In this paper, the hypothesis of Sposito et al. (1981) will be examined through an investigation of sodium-calcium and sodium-magnesium exchange on Wyoming bentonite in both perchlorate and chloride ionic media. Data will be presented on the reaction at 25°C between Na-saturated Wyoming bentonite and mixed chloride or perchlorate salt solutions maintained near pH 7.0 and at a total cation normality of 0.05N. These data will be analyzed to see if they can be interpreted self-consistently on the basis of the hypothesis that the exchange process in chloride background involves the ternary cation system $\text{Na}^+-\text{MCl}^+-\text{M}^{2+}$ ($\text{M}=\text{Ca}$ or Mg).

MATERIALS AND METHODS

Na-Montmorillonite

Montmorillonite clay from Crook County, Wyoming, was obtained from the Source Clays Program repository of the Clay Mineral Society at the University of Missouri for use in the present study. The chemical composition data for this Wyoming bentonite published by Weaver and Pollard (1973, p. 65) lead to the unit cell formula



where M^+ is a monovalent exchangeable cation. This formula indicates that about one-third of the CEC of the clay derived from isomorphic substitutions originates in the tetrahedral sheet.

The procedures used to purify the clay and prepare it in the sodium-saturated form have been described in detail by Sposito et al. (1981). For the preparation of the Na-montmorillonite employed in exchange experiments involving a chloride background medium, mixed NaCl/HCl solutions were used instead of $\text{NaClO}_4/\text{HClO}_4$ solutions and the clay was stored as a suspension in 0.1M NaCl .

Exchange Experiments

The Na-montmorillonite samples were reacted at $25.0 \pm 0.3^\circ\text{C}$ with mixed salt solutions of either $\text{NaClO}_4/\text{Ca}(\text{ClO}_4)_2$, $\text{NaClO}_4/\text{Mg}(\text{ClO}_4)_2$, $\text{NaCl}/\text{CaCl}_2$, or $\text{NaCl}/\text{MgCl}_2$, maintained at $\text{pH } 7.0 \pm 0.5$ and at a total cation normality of $0.0507 \pm 0.0035\text{N}$, following the procedure of Sposito et al. (1981). The exchange experiments were carried out in sixfold replication with reaction times varying between 24 and 60 h.

Chemical Analyses

Clay Concentration

The concentration of Na-montmorillonite in the stock suspension was determined as described by Sposito et al. (1981). For the three clay stock suspensions prepared in a ClO_4 background, the concentrations were 26.0 ± 0.5 , 20.98 ± 0.03 , and 27.51 ± 0.05 g of clay/kg of suspension. In the case of the two stock suspensions prepared in a Cl background, Cl was analyzed with Aminco chloride titrator and the suspension concentrations were 25.69 ± 0.04 and 30.9 ± 0.3 g of clay/kg of suspension.

Supernatant Composition

Each of the six replicate supernatant solutions in an exchange experiment were analyzed for Na by flame emission and for either Ca or Mg by flame absorption on a Perkin-Elmer Model

Table 1—Thermodynamic stability constants (K_s) for the complexes MCl^+ and MNO_3^+ at 298.15 K under 1 atm pressure (M = metal in oxidation state II).

Metal	$\log K_s$	
	MCl^+	MNO_3^+
Mg(II)	0.32†	...
Ca(II)	0.42†	0.7‡
Ba(II)	0.46†	0.9‡
Mn(II)	0.45‡	0.2‡
Co(II)	0.36‡	0.2‡
Ni(II)	0.41‡	0.4‡
Cu(II)	0.40‡	0.4§
Zn(II)	0.43‡	0.4‡

† Johnson (1979, 1981).

‡ Smith and Martell (1976); $\log K_s$ for MnCl^+ , CoCl^+ , and NiCl^+ were extrapolated from values of $\log K_s$ at 1M ionic strength with the Davies equation.

§ Sposito and Holtzclaw (1979).

Table 2—Experimental data on Na⁺-Ca²⁺ exchange at 298 K on Wyoming bentonite in a 0.05M perchlorate background.

c_{Na}	c_{Ca}	q_{Na}	q_{Ca}	Q
mol kg ⁻¹ × 10 ³		mol _c kg ⁻¹		
50.8 ± 0.43	< 0.01	1.05 ± 0.23	< 0.1	1.05
52.6 ± 0.64	0.59 ± 0.02	0.76 ± 0.04	0.267 ± 0.006	1.03
47.8 ± 0.07	1.11 ± 0.01	0.61 ± 0.08	0.352 ± 0.006	0.96
47.6 ± 0.33	2.33 ± 0.02	0.56 ± 0.30	0.44 ± 0.02	1.00
45.5 ± 0.20	2.93 ± 0.04	0.55 ± 0.04	0.58 ± 0.02	1.13
41.3 ± 0.42	4.67 ± 0.04	0.40 ± 0.13	0.56 ± 0.01	0.96
36.1 ± 0.43	7.05 ± 0.03	0.33 ± 0.10	0.67 ± 0.12	1.00
31.4 ± 0.50	9.77 ± 0.04	0.25 ± 0.12	0.79 ± 0.04	1.04
26.9 ± 0.09	11.67 ± 0.07	0.19 ± 0.02	0.93 ± 0.02	1.12
21.1 ± 0.06	13.7 ± 0.17	0.13 ± 0.02	0.89 ± 0.07	1.02
16.29 ± 0.05	16.57 ± 0.07	0.09 ± 0.04	1.01 ± 0.09	1.10
11.17 ± 0.05	19.54 ± 0.09	0.10 ± 0.01	0.90 ± 0.02	1.00

5000 atomic absorption spectrophotometer. Fisher Certified Reference Solutions were used in the preparation of all standard curves.

Clay Slurry Analysis

Three of the replicate clay slurries in a exchange experiment were mixed with 0.1 kg of 1M NH₄C₂H₃O₂, shaken 15 min on a tray shaker, and either centrifuged or allowed to stand until the solid phase settled. The supernatant solution was analyzed for Na by flame emission and Ca or Mg by flame absorption, as described above, except that the standard solutions contained NH₄C₂H₃O₂ at the same concentration as in the analyzed solutions. This procedure was found to be more convenient but no less accurate for recovering Na, Ca and Mg from the clay slurry than the multiple-extraction procedure described by Sposito et al. (1981).

Three of the replicate clay slurries in an exchange experiment were oven-dried for 48 h at 60°C. Each of these samples then was cooled 3 h in a vacuum dessicator over P₂O₅ and weighed. The mass difference after drying was set equal to the mass of water in the slurry sample.

Data Analysis

The surface excesses of Na, Ca, and Mg were calculated as described by Sposito et al. (1981), with the appropriate relative molecular masses of NaClO₄, Ca(ClO₄)₂, Mg(ClO₄)₂, NaCl, CaCl₂, or MgCl₂ introduced into the equation for the parameter D , the mass of water in 1 kg of supernatant solution. The apparent total adsorbed metal charge, Q , was calculated according to the expression

$$Q = \Gamma_{Na} + 2\Gamma_M \equiv q_{Na} + q_M, \quad [1]$$

where Γ is a surface excess in moles of adsorbed metal per kilogram of clay, q is the corresponding number of moles of adsorbed metal charge per kilogram of clay, and $M = Ca$ or Mg .

Table 4—Experimental data on Na-Ca exchange at 298 K on Wyoming bentonite in a 0.05M chloride background.

c_{Na}	c_{Ca}	q_{Na}	q_{Ca}	Q
mol kg ⁻¹ × 10 ³		mol _c kg ⁻¹		
52.8 ± 0.14	< 10 ⁻⁴	0.95 ± 0.08	< 10 ⁻³	0.95
48.4 ± 0.14	1.04 ± 0.00	0.58 ± 0.08	0.321 ± 0.004	0.91
48.4 ± 0.26	1.98 ± 0.01	0.44 ± 0.08	0.558 ± 0.009	1.00
43.6 ± 0.19	3.05 ± 0.01	0.34 ± 0.06	0.64 ± 0.01	0.98
40.8 ± 0.13	4.32 ± 0.01	0.31 ± 0.04	0.747 ± 0.009	1.06
35.64 ± 0.06	6.30 ± 0.01	0.23 ± 0.07	0.88 ± 0.01	1.11
29.60 ± 0.06	8.63 ± 0.05	0.22 ± 0.04	0.80 ± 0.03	1.02
25.55 ± 0.07	11.09 ± 0.08	0.08 ± 0.04	0.88 ± 0.02	0.96
20.77 ± 0.05	13.07 ± 0.01	0.06 ± 0.03	1.02 ± 0.03	1.08
15.96 ± 0.09	15.30 ± 0.02	0.06 ± 0.04	1.14 ± 0.04	1.20
11.45 ± 0.05	17.62 ± 0.03	0.10 ± 0.02	1.18 ± 0.02	1.28
5.69 ± 0.04	19.92 ± 0.09	0.05 ± 0.01	1.20 ± 0.04	1.25

Table 3—Experimental data on Na⁺-Mg²⁺ exchange at 298 K on Wyoming bentonite in a 0.05M perchlorate background.

c_{Na}	x_{Mg}	q_{Na}	q_{Mg}	Q
mol kg ⁻¹ × 10 ³		mol _c kg ⁻¹		
51.3 ± 0.24	< 10 ⁻⁴	0.84 ± 0.25	< 10 ⁻⁴	0.84
49.5 ± 0.12	1.17 ± 0.01	0.53 ± 0.09	0.280 ± 0.007	0.81
47.4 ± 0.33	2.34 ± 0.01	0.30 ± 0.17	0.45 ± 0.02	0.75
44.0 ± 0.13	7.00 ± 0.05	0.22 ± 0.08	0.70 ± 0.04	0.92
38.3 ± 0.21	9.4 ± 0.56	0.23 ± 0.14	0.86 ± 0.12	1.09
34.0 ± 0.10	12.44 ± 0.05	0.10 ± 0.02	0.74 ± 0.03	0.84
29.05 ± 0.04	14.9 ± 0.11	0.08 ± 0.04	0.74 ± 0.07	0.82
23.68 ± 0.08	17.4 ± 0.24	0.06 ± 0.02	0.78 ± 0.05	0.84
18.5 ± 0.17	19.65 ± 0.08	0.06 ± 0.03	0.95 ± 0.02	1.01

RESULTS AND DISCUSSION

The primary laboratory data on the exchange experiments carried out in a perchlorate ionic background appear in Tables 2 and 3. In these tables, c refers to an equilibrium concentration in the aqueous solution phase and q is equal to the product $Z\Gamma$, where Z is the oxidation number of the cation. Thus the units of q are moles of charge (formerly called equivalents) per kilogram of clay (Thien and Oster, 1981). The fifth column in Tables 2 and 3 indicates that, in the perchlorate background, the total adsorbed metal charge showed no tendency to increase with increasing q_M ($M = Ca$ or Mg). In the case of Na⁺-Ca²⁺ exchange, the mean value of Q was 1.03 ± 0.05 mol_ckg⁻¹ and for Na⁺-Mg²⁺ exchange it was 0.9 ± 0.1 mol_ckg⁻¹. These values are in agreement with CECs reported typically for Wyoming bentonites (Weaver and Pollard, 1973, Chap. 5) and with the value $Q = 0.92 \pm 0.05$ mol_ckg⁻¹ determined by Sposito et al. (1981) in their study of Na⁺-Cu²⁺ exchange on Wyoming bentonite in a perchlorate background.

Tables 4 and 5 list the primary data obtained in the exchange experiments carried out in a chloride ionic background. The values of Q in these experiments show a tendency to increase gradually with q_M ($M = Ca$ or Mg). The apparent total adsorbed metal charge approaches 1.3 mol_ckg⁻¹, in the case of Na-Ca exchange, and 1.25 mol_ckg⁻¹, in the case of Na-Mg exchange, as the clay becomes saturated with the bivalent metal cation. The values of Q in Table 4 compare well with the Q -values reported by Shainberg et al. (1980, Table 2) for Na-Ca exchange on Wyoming bentonite in a chloride background maintained at 0.06 M.

On the hypothesis of Sposito et al. (1981), Na-Ca and Na-Mg exchange in a chloride background involves the ternary cation system, Na⁺-MCl⁺-M²⁺ ($M = Ca$ or

Table 5—Experimental data on Na-Mg exchange at 298 K on Wyoming bentonite in a 0.05M chloride background.

c_{Na}	c_{Mg}	q_{Na}	q_{Mg}	Q
mol kg ⁻¹ × 10 ³		mol _c kg ⁻¹		
48.6 ± 0.14	< 10 ⁻⁴	1.0 ± 0.2	< 10 ⁻³	1.0
46.8 ± 0.24	1.04 ± 0.01	0.7 ± 0.1	0.361 ± 0.01	1.06
44.3 ± 0.17	2.23 ± 0.00	0.50 ± 0.08	0.564 ± 0.004	1.06
40.0 ± 0.08	3.40 ± 0.01	0.41 ± 0.04	0.595 ± 0.009	1.01
39.5 ± 0.13	4.63 ± 0.01	0.24 ± 0.07	0.84 ± 0.01	1.08
34.7 ± 0.15	7.04 ± 0.02	0.15 ± 0.06	1.00 ± 0.01	1.15
29.6 ± 0.15	9.52 ± 0.03	0.14 ± 0.06	1.04 ± 0.02	1.18
24.8 ± 0.08	11.74 ± 0.06	0.13 ± 0.05	1.05 ± 0.02	1.18
19.9 ± 0.08	14.33 ± 0.04	0.11 ± 0.02	1.04 ± 0.01	1.15
14.1 ± 0.1	17.17 ± 0.07	0.15 ± 0.05	1.09 ± 0.08	1.24
10.43 ± 0.02	19.66 ± 0.02	0.07 ± 0.02	1.07 ± 0.02	1.14
5.45 ± 0.02	21.53 ± 0.07	0.09 ± 0.02	1.15 ± 0.02	1.24

Table 6—Concentrations of Ca^{2+} and CaCl^+ calculated by GEOCHEM and values of $q_{\text{Ca}^{2+}}$ and q_{CaCl^+} calculated with Eq. [2] and Eq. [4].

c_{Ca}^\dagger	$[\text{Ca}^{2+}]$	$[\text{CaCl}^+]$	$q_{\text{Ca}^{2+}}$	q_{CaCl^+}
	$\text{mol kg}^{-1} \times 10^3$		$\text{mol}_e \text{ kg}^{-1}$	
1.04	0.984	0.056	0.295	0.01
1.98	1.87	0.110	0.415	0.03
3.05	2.89	0.159	0.548	0.04
4.32	4.10	0.216	0.637	0.06
6.30	6.00	0.302	0.690	0.09
8.63	8.21	0.423	0.665	0.13
11.09	10.55	0.543	0.649	0.17
13.07	12.46	0.614	0.643	0.20
15.30	14.60	0.704	0.625	0.24
17.62	16.83	0.793	0.609	0.28
19.92	19.06	0.857	0.598	0.32

† Data from Table 4.

Mg). Therefore, the total adsorbed metal charge is given by the equation

$$Q_0 = q_{\text{Na}^+} + q_{\text{MCl}^+} + q_{\text{M}^{2+}} \quad (\text{M} = \text{Ca or Mg}). \quad [2]$$

The value of the parameter Q_0 can be measured, for example, by determining Q in an exchange experiment conducted in a perchlorate background or by extrapolating Q measured in an exchange experiment conducted in a chloride background to the condition of vanishing q_{M} ($\text{M} = \text{Ca or Mg}$). Thus Q_0 is to be distinguished clearly from Q in exchange experiments done in a chloride background:

$$Q = q_{\text{Na}^+} + q_{\text{M}}$$

$$= q_{\text{Na}^+} + 2q_{\text{MCl}^+} + q_{\text{M}^{2+}} \quad (\text{M} = \text{Ca or Mg}), \quad [3]$$

since $q_{\text{M}} \equiv 2\Gamma_{\text{M}} = 2\Gamma_{\text{M}^{2+}} + 2\Gamma_{\text{MCl}^+} = q_{\text{M}^{2+}} + 2q_{\text{MCl}^+}$ by hypothesis. It follows from Eq. [2] and Eq. [3] that

$$q_{\text{MCl}^+} = Q - Q_0 \quad (\text{M} = \text{Ca or Mg}). \quad [4]$$

The observed increase in Q with q_{M} ($\text{M} = \text{Ca or Mg}$) in Tables 4 and 5 thus is considered to be an artifact caused by attributing a valence of 2+ to all of the adsorbed calcium or magnesium, whereas part of it (the adsorbed complex, MCl^+) actually is a monovalent species.

Tables 6 and 7 list the values of $q_{\text{M}^{2+}}$ and q_{MCl^+} calculated with Eq. [2] and Eq. [4]. To facilitate the calculations, the experimental Q and q_{Na^+} data in Tables 4 and 5 were fit accurately to smooth curves as functions of the charge fraction (equivalent fraction) of either Ca or Mg in the aqueous solution phase by means of polynomial regression. The value of Q_0 was taken to be equal to the regression equation estimate of Q when the clay was Na-saturated. These estimates were $Q_0 = 0.96 \text{ mol}_e \text{ kg}^{-1}$ for Na-Ca exchange and $Q_0 = 1.04 \text{ mol}_e \text{ kg}^{-1}$ for Na-Mg exchange. The composition of the aqueous solution phase in each exchange experiment (Tables 4 and 5) was input into the computer program GEOCHEM (Sposito and Mattigod, 1980) to calculate the molal concentrations of M^{2+} and MCl^+ ($\text{M} = \text{Ca or Mg}$) according to the stability constants in Table 1. These concentrations are listed in Tables 6 and 7 next to the corresponding values of $q_{\text{M}^{2+}}$ and q_{MCl^+} .

Exchange isotherms for CaCl^+ and MgCl^+ based on the data in Tables 6 and 7 are shown in Fig. 1. The plotted variables in the figure are the charge fractions

Table 7—Concentrations of Mg^{2+} and MgCl^+ calculated by GEOCHEM and values of $q_{\text{Mg}^{2+}}$ and q_{MgCl^+} calculated with Eq. [2] and Eq. [4].

c_{Mg}^\dagger	$[\text{Mg}^{2+}]$	$[\text{MgCl}^+]$	$q_{\text{Mg}^{2+}}$	q_{MgCl^+}
	$\text{mol kg}^{-1} \times 10^3$		$\text{mol}_e \text{ kg}^{-1}$	
1.04	0.994	0.046	0.282	0.01
2.23	2.13	0.098	0.485	0.02
3.40	3.25	0.146	0.657	0.03
4.63	4.42	0.208	0.754	0.04
7.04	6.72	0.317	0.820	0.06
9.52	9.13	0.390	0.824	0.08
11.74	11.27	0.470	0.817	0.10
14.33	13.74	0.586	0.812	0.12
17.17	16.47	0.704	0.808	0.14
19.66	18.83	0.826	0.790	0.16
21.53	20.65	0.883	0.794	0.18

† Data from Table 5.

$$E_A = \frac{q_A}{Q_0} \quad \tilde{E}_A = \frac{Z_A[A^{Z_A+}]}{TN}, \quad [5]$$

where A is a cation of valence Z_A and TN is the total cation normality in the aqueous solution phase. Figure 1 indicates that montmorillonite has a greater affinity for CaCl^+ than for MgCl^+ under the conditions of the exchange experiments in the present study. However, the affinity of the clay for both complexes is relatively high, since MCl^+ adsorption accounts for one-fifth to one-third of Q_0 when the concentration of this species contributes only about 2% to the total cation normality in the aqueous solution phase.

Exchange isotherms for Ca^{2+} and Mg^{2+} based on the data in Tables 2, 3, 6, and 7 are shown in Fig. 2 and 3. These isotherms are identical (within the experimental precision of $\pm 10\%$) in both perchlorate and chloride background media until Ca^{2+} or Mg^{2+} adsorption accounts for 70 to 80% of Q_0 . Thereafter, the charge fraction of the free metal cation on the clay, $E_{\text{M}^{2+}}$, tends to decrease slightly in the chloride background, whereas it continues to increase in the perchlorate background.

The exchange behavior illustrated in Fig. 1 to 3 can be understood in terms of the "demixing" concepts discussed by Shainberg et al. (1980). As $E_{\text{M}^{2+}}$ increases from zero to about 0.7 in either background ionic medium, the free metal cation, M^{2+} , is the preferred species for adsorption because it promotes the formation of sta-

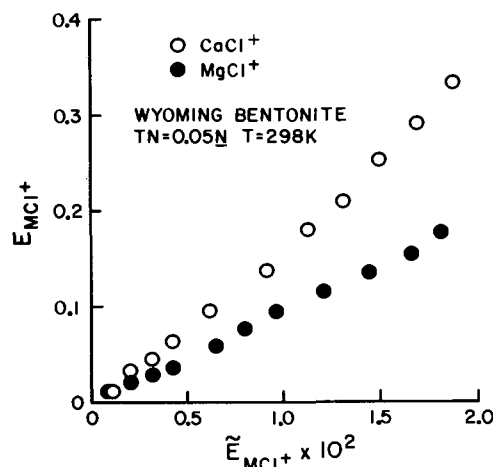


Fig. 1—Exchange isotherms for CaCl^+ and MgCl^+ on Wyoming bentonite ($\text{Na}^+ - \text{MCl}^+ - \text{M}^{2+}$ system).

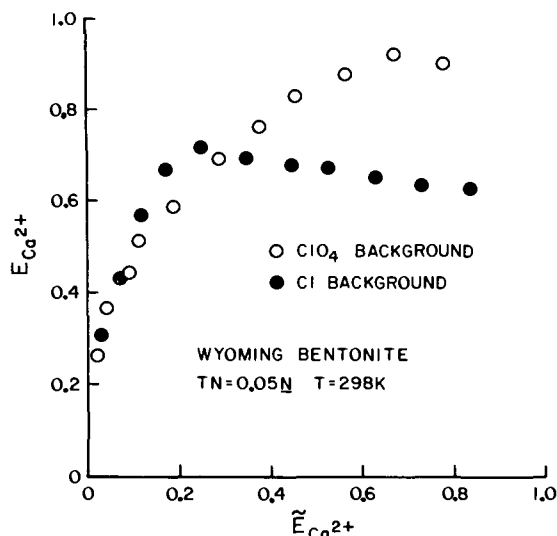


Fig. 2—Exchange isotherms for Ca^{2+} on Wyoming bentonite in perchlorate and chloride backgrounds (Na-Ca exchange).

ble quasicrystals in the clay suspension. After the quasicrystals have formed ($E_{M^{2+}} > 0.7$), the principal remaining sites for cation exchange are on the external surfaces of the quasicrystals where, in general, bivalent species are much less preferred because of stereochemical and electric potential considerations (Shainberg et al., 1980). In a perchlorate background, the adsorption of the free metal cation on the external surfaces can continue to take place, despite the decline in preference, simply by mass action: As the concentration of M^{2+} is increased in the aqueous solution phase, there are more bivalent cations available to displace adsorbed Na^+ . In a chloride background, however, the free metal cation has the option to form the monovalent species, MCl^+ , which then can be a potent competitor with Na^+ for the external surface sites. Therefore, as the concentration of $MCl_2(aq)$ is increased, the concentration of $MCl^+(aq)$ increases, and this species is adsorbed in preference to the free metal cation. The effect of this adsorption preference is to make the sum ($q_{Na^+} + q_{MCl^+}$) equal to a constant for $q_M > 0.8 \text{ mol.kg}^{-1}$ (Cf. Tables 4 and 6 or Tables 5 and 7) and to cause the exchange isotherm for M^{2+} ($M = Ca$ or Mg) in the chloride background to level off (Fig. 2 and 3).

CONCLUSIONS

Sodium-calcium and sodium-magnesium exchange reactions on montmorillonite in the presence of chloride ions in the aqueous solution phase can be expected to involve the ternary cation system, $Na^+-MCl^+-M^{2+}$ ($M = Ca$ or Mg). When the charge fraction of the free bivalent metal cation on the clay is < 0.7 , the amount of the monovalent complex, MCl^+ , on the clay surface will be small, both because its concentration in the aqueous solution phase is small and because, like Na^+ , it cannot compete with M^{2+} to promote the formation of stable montmorillonite quasicrystals. When the concentration of calcium in the aqueous solution phase rises above a value sufficient to saturate the *internal* surfaces of the quasicrystals formed with M^{2+} (at which time $E_{M^{2+}} \approx 0.7$), the *external* surfaces of the quasicrystals become the principal sites for Na^+ replacement and the

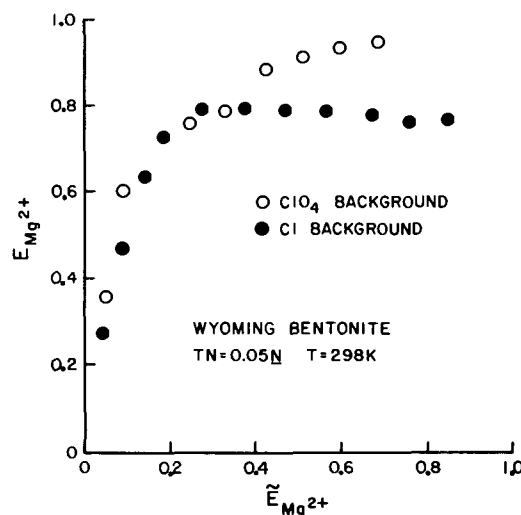


Fig. 3—Exchange isotherms for Mg^{2+} on Wyoming bentonite in perchlorate and chloride backgrounds (Na-Mg exchange).

adsorption of MCl^+ by the clay is favored over that of M^{2+} because of the well-known preference of these external surfaces for monovalent cations. According to this picture of the exchange process, a Ca- or a Mg-montmorillonite suspension in a chloride background consists of quasicrystals with the monovalent complexes MCl^+ adsorbed primarily on the external surfaces and free bivalent metal cations adsorbed primarily on the internal surfaces.

ACKNOWLEDGMENTS

Gratitude is expressed to T.J. Ganje, W. Smith, and C.S. LeVesque for technical assistance. The research reported in this paper was supported in part by the Kearney Foundation of Soil Science and in part by a grant-in-aid to L. Charlet from the Graduate Division of the University of California, Riverside. Gratitude also is expressed for a research fellowship to Dr. C. Jouany from the French Ministry of Foreign Affairs.

REFERENCES

1. Babcock, K.L., and R.K. Schulz. 1963. Effect of anions on the sodium-calcium exchange in soils. *Soil. Sci. Soc. Am. J.* 27:630-632.
2. Deist, J., and O. Talibudeen. 1967. Thermodynamics of K-Ca exchange in soils. *J. Soil Sci.* 18:138-148.
3. Hester, R.E., and R.A. Plane. 1964. A Raman spectrophotometric comparison of interionic association in aqueous solutions of metal nitrates, sulfates, and perchlorates. *Inorg. Chem.* 3:769-770.
4. Jensen, H.E. 1973. Potassium-calcium exchange equilibria on a montmorillonite and a kaolinite clay. I. A test on the Argersinger thermodynamic approach. *Agrochimica* 17:181-190.
5. Jensen, H.E., and K.L. Babcock. 1973. Cation-exchange equilibria on a Yolo loam. *Hilgardia* 41:475-488.
6. Johnson, K.S. 1979. Ion association and activity coefficients in electrolyte solutions. Ph.D. Dissertation, Oregon State University.
7. Johnson, K.S. 1981. The calculation of ion pair diffusion coefficients: a comment. *Mar. Chem.* 10:195-208.
8. Laudelout, H., R. Van Bladel, G.H. Bolt, and A.L. Page. 1968. Thermodynamics of heterovalent exchange reactions in a montmorillonite clay. *Trans. Faraday Soc.* 64:1477-1488.
9. Levy, R., and D. Hillel. 1968. Thermodynamic equilibrium constants of sodium-calcium exchange in some Israel soils. *Soil Sci.* 106:393-398.
10. Maes, A., and A. Cremers. 1977. Charge density effects in ion exchange. Part I. Heterovalent exchange equilibria. *J. Chem. Soc. Faraday I* 73:1807-1814.
11. Maes, A., P. Peigneur, and A. Cremers. 1976. Thermodynamics of transition metal ion exchange in montmorillonite. *Proc. Int. Clay Conf.* 1975:319-329.
12. Schwertmann, U. 1962. Die selektive Kationensorption der Tonfraktion einiger Boden aus Sedimenten. *Z. Pflanzenernahr. Dung.*

- Bodenkunde 97:9-25.
13. Shainberg, I., J.D. Oster, and J.D. Wood. 1980. Sodium/calcium exchange in montmorillonite and illite suspensions. *Soil. Sci. Soc. Am. J.* 44:960-964.
 14. Smith, R.M., and A.E. Martell. 1976. Critical stability constants. Vol. 4: Inorganic complexes. Plenum Press, New York.
 15. Sposito, G. 1981. The thermodynamics of soil solutions. Oxford Univ. Press, Oxford, U.K.
 16. Sposito, G., and K.M. Holtzclaw. 1979. Copper(II) complexation by fulvic acid extracted from sewage sludge as influenced by nitrate versus perchlorate background ionic media. *Soil. Sci. Soc. Am. J.* 43:47-51.
 17. Sposito, G., K.M. Holtzclaw, C.T. Johnston, and C.S. LeVesque. 1981. Thermodynamics of sodium-copper exchange on Wyoming bentonite at 298 K. *Soil. Sci. Soc. Am. J.* 45:1079-1084.
 18. Sposito, G., and S.V. Mattigod. 1980. GEOCHEM: a computer program for the calculation of chemical equilibria in soil solutions and other natural water systems. Kearney Foundation of Soil Science, University of California.
 19. Thien, S.J., and J.D. Oster. 1981. The international system of units and its particular application to soil chemistry. *J. Agron. Ed.* 10:62-70.
 20. Van Bladel, R., G. Gaviria, and H. Laudelout. 1973. A comparison of the thermodynamic, double layer theory and empirical studies of the Na-Ca exchange equilibria in clay water systems. *Proc. Int. Clay Conf.* 1972:385-398.
 21. Van Bladel, R., and H.R. Gheyi. 1980. Thermodynamic study of calcium-sodium and calcium-magnesium exchange in calcareous soils. *Soil. Sci. Soc. Am. J.* 44:938-942.
 22. Van Bladel, R., and R. Menzel. 1969. A thermodynamic study of sodium-strontium exchange on Wyoming bentonite. *Proc. Int. Clay Conf.* 1:619-634.
 23. Weaver, C.E., and L.D. Pollard. 1973. The chemistry of clay minerals. Elsevier Sci. Publ. Co., Amsterdam.