



HAL
open science

Eco-enzymatic stoichiometry and enzymatic vectors in decaying litter reveal differential C, N, P dynamics along a land-use gradient

Nicolas Fanin, D Moorhead, Isabelle Bertrand

► To cite this version:

Nicolas Fanin, D Moorhead, Isabelle Bertrand. Eco-enzymatic stoichiometry and enzymatic vectors in decaying litter reveal differential C, N, P dynamics along a land-use gradient. 5. International EcoSummit: Ecological Sustainability: Engineering Change, Aug 2016, Montpellier, France. 2016. hal-02740564

HAL Id: hal-02740564

<https://hal.inrae.fr/hal-02740564>

Submitted on 2 Jun 2020

HAL is a multi-disciplinary open access archive for the deposit and dissemination of scientific research documents, whether they are published or not. The documents may come from teaching and research institutions in France or abroad, or from public or private research centers.

L'archive ouverte pluridisciplinaire **HAL**, est destinée au dépôt et à la diffusion de documents scientifiques de niveau recherche, publiés ou non, émanant des établissements d'enseignement et de recherche français ou étrangers, des laboratoires publics ou privés.

Nicolas FANIN^{a,b}, Daryl MOORHEAD^c, Isabelle BERTRAND^d

^aINRA UMR FARE, F-51100 Reims; ^bSwedish University of Agricultural Sciences, Umea; ^cUniversity of Toledo, USA; ^dINRA UMR Eco&Sols, F-34000 Montpellier
isabelle.bertrand@supagro.inra.fr

Introduction

At a global scale, eco-enzymatic ratios were shown to provide a functional measure of the threshold at which control of community metabolism shifts from nutrient to carbon limitation¹. However at a finer scale, the controls of nutrient availability on microbial community structure and associated enzyme production are still poorly understood. Microbial decomposer communities cope with substrates that vary considerably in C:N:P stoichiometry compared to that of their own biomass. Changes in relative abundances of extracellular enzymatic activities (EEA) involved in C, N, and P cycling should reflect relative resource acquisition by these communities.

Objectives


Evaluate the eco-enzymatic theory using a land-use gradient under controlled conditions.

Use length and angle of enzyme vectors² to explore relationships between EEA and mineralization rates, microbial metabolism and community structure.

Material & Methods

Full reciprocal transplant experiment


Litter and soil samples were collected in a one-hectare plot with a common soil substratum



4 litter species
(*Fagus sylvatica*, *Triticum aestivum*, *Robinia pseudoacacia*, *Festuca arundinacea*)
x
4 soils
(Forest, Culture, Plantation, Grassland)
x
3 sampling dates
(27, 97 and 202 days)
x
3 replicates
=
144 microcosms
(20°C, 60% WHC, 10 g C per g of soil)

Dynamic measure of:

- C Respiration
 - Mineral N and Olsen P
 - Microbial community structure (PLFAs)
 - Enzymatic activities
- Enzyme C (β -glu, α -glu, CBH, xylosidase)
Enzyme N and P (NAG, LAP, alkaline phosphatase)



Results

Vector length = $\sqrt{x^2 + y^2}$ x = proportion of C versus P acquiring enzyme activities; y = proportion of C versus N acquiring activities^{2,3}.
Angle = $Atan2(x, y)$

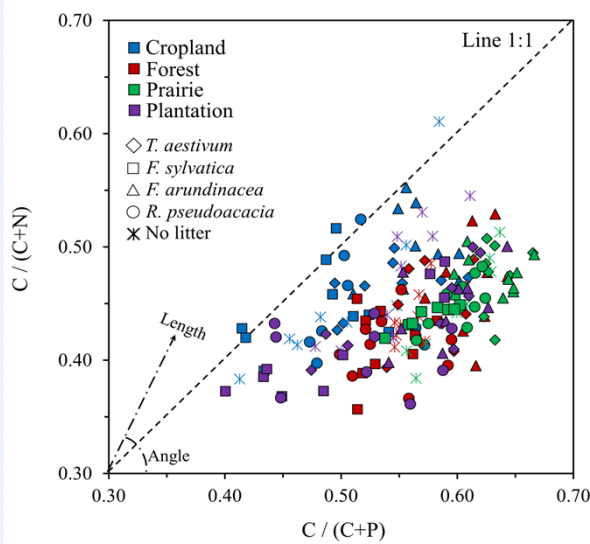


Figure 1: Eco-enzyme stoichiometry of the relative proportions of C to N acquisition versus C to P acquisition. C acquisition is represented by the sum of β -1,4-glucosidase (BG), β -D-cellobiosidase (CBH), β -xylosidase (XYL), and α -1,4-glucosidase (AG); N acquisition is represented by the sum of β -1,4-N-acetylglucosaminidase (NAG) and leucine aminopeptidase (LAP); and P acquisition is represented by alkaline phosphatase (AP) activity

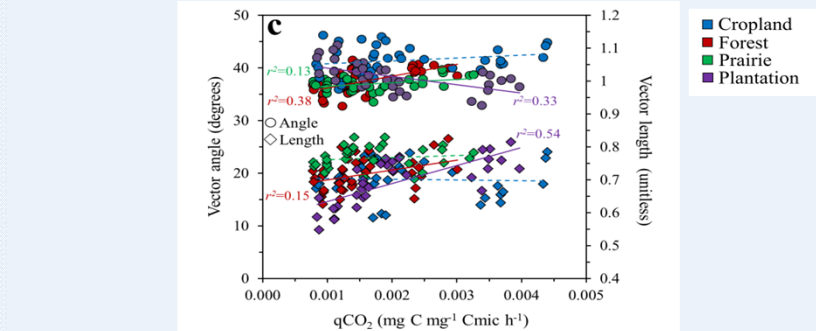
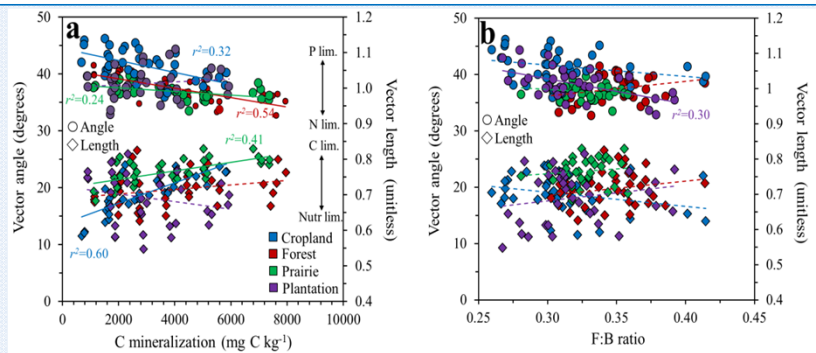


Figure 2: Relationships between vector lengths and angles with a) carbon mineralized, b) Fungi:Bacteria ratio, and c) metabolic quotient according to vector angle (circle) or length (diamond) (litter types combined). Full lines represent significant relationships and associated r^2 values.

Conclusions

- EEA showed that N requirements increased relative to P during litter decay but C requirements increased more rapidly than either N or P in most of these ecosystems.
- Shifts in EEA were related to changes in metabolic quotient (C respired per unit biomass) but not in fungi:bacteria ratios. Functional abilities of soil microbes may be more important than their identity for assessing their resource requirements.
- The use of EEA as a proxy of microbial resource demand improved our understanding of temporal shifts in resource requirements to microbial communities.

References

¹Sinsabaugh R.L., Hill B.H., Follstad J.J. (2009) Eco-enzymatic stoichiometry of microbial organic nutrient acquisition in soil and sediment. *Nature* 462: 795-798.

²Moorhead DL, Sinsabaugh RL, Hill BH, Weintraub MN (2016) Vector analysis of ecoenzyme activities reveal constraints on coupled C, N and P dynamics. *Soil Biology & Biochemistry* 93: 1-7

This work is published in:

Fanin N, Moorhead DL, Bertrand I (2016) Eco-enzymatic stoichiometry and enzymatic vectors reveal differential C,N,P dynamics in decaying litter along a land-use gradient. *Biogeochemistry*, 129: 21-36