

## How gene flow between wild and cultivated lettuce can influence the dynamic of adaptation of *Bremia lactucae*

Romain Valade, Brigitte Maisonneuve, Aurore Ducasse, R. Michelmore, Claire Neema

► **To cite this version:**

Romain Valade, Brigitte Maisonneuve, Aurore Ducasse, R. Michelmore, Claire Neema. How gene flow between wild and cultivated lettuce can influence the dynamic of adaptation of *Bremia lactucae*. 1. International Conference Wild Plant Pathosystems, Jul 2013, Olomouc, 2013. hal-02746835



**HAL Id: hal-02746835**

**<https://hal.inrae.fr/hal-02746835>**

Submitted on 3 Jun 2020

**HAL** is a multi-disciplinary open access archive for the deposit and dissemination of scientific research documents, whether they are published or not. The documents may come from teaching and research institutions in France or abroad, or from public or private research centers.

L'archive ouverte pluridisciplinaire **HAL**, est destinée au dépôt et à la diffusion de documents scientifiques de niveau recherche, publiés ou non, émanant des établissements d'enseignement et de recherche français ou étrangers, des laboratoires publics ou privés.



# 1st International Conference Wild Plant Pathosystems

## Programme and Proceedings of Abstracts

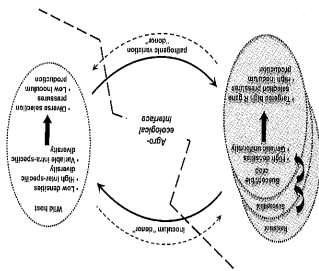
Editors

Aleš Lebeda and Jeremy J. Burdon

July 2 - 5, 2013

Palacky University in Olomouc

Czech Republic



Organized by  
Department of Botany, Faculty of Science  
and Palacky University in Olomouc  
and Czech Society for Plant Pathology

www.wildplantpathos2013.upol.cz  
wpp2013.upol.cz

## How gene flow between wild and cultivated lettuce can influence the dynamic of adaptation of *Bremia lactucae*

R. Valade<sup>1</sup>, B. Maisonneuve<sup>2</sup>, A. Ducasse<sup>1</sup>, R. Michelmore<sup>4</sup>, C. Neema<sup>1,5</sup>

<sup>1</sup>AgroParisTech, UR BIOGER-CPP, Thiverval Grignon, 78850, France

<sup>2</sup>INRA, GAFL Domaine St Maurice, 84143 Montfavet cedex, France

<sup>3</sup>Montpellier supagro – UMR BGP1, Baillarguet, Montpellier cedex5, France

<sup>4</sup>The Genome Center and Biomedical Sciences Facility 451 East Health

Sciences Drive University of California Davis, CA 95616

(email: neema@supagro.inra.fr)

Host resistance may be considered as the main driving force of plant pathogens evolution, with pathogens evolving to overcome host resistance strategies. In the model system, *Bremia lactucae*, the causal agent of downy mildew on *Lactuca sativa*, several specific resistance genes are used to counter this pathogen. In turn, pathogens show a rapid adaptation to host resistances, and characterization of population genetic structure could be an important step to identify evolutionary strategies used by the pathogen to overcome host resistance.

Microsatellite markers were developed to study the genetic diversity of *B. lactucae*. More than 400 isolates were recovered in France from 23 regions; on different cultivars (carrying different resistance genes) of *L. sativa* and on the wild host *L. serriola*. Genotypic diversity and gene diversity were low in all the populations sampled; 14 multilocus genotypes (MLG) were identified in France and among them, two were predominant. Within the eight MLG observed on *L. serriola*, six MLG were specific to this host plant and two MLG were shared by isolates of the two host plants, suggesting the occurrence of gene flow between the wild and the cultivated pathosystems.

Virulence phenotypes of *B. lactucae* were characterized on a set of 19 differential hosts. The two pathotypes the most frequent matched respectively the two most frequent MLGs. Furthermore, clustering analyses revealed that *B. lactucae* populations could be clustered into three genetically distinct groups with good correlations with resistance genes. Each cluster corresponds mainly to different pathotypes. Isolates of MLG 1, found only in cluster 3, were not genetically closely related with the other isolates and pathotypes were very different. Moreover, MLG 1 isolates were also found on wild *L. serriola*. The hypothesis that new virulence may have emerged through migration from the wild host plant is discussed.

### Acknowledgements

This research was carried out within a partnership with Gautier Semences and Rijk Zwaan breeding companies within the framework of the RESIST-LAITUE project selected by the PEIFL “Pôle de Compétitivité”.