



**HAL**  
open science

## Effect of permanent ground cover on agronomic properties and soil fertility in an organic peach orchard

Claude Eric Parveaud, Christelle Gomez, Claude Bussi, Yvan Capowiez

### ► To cite this version:

Claude Eric Parveaud, Christelle Gomez, Claude Bussi, Yvan Capowiez. Effect of permanent ground cover on agronomic properties and soil fertility in an organic peach orchard. 28. International Horticultural Congress, Aug 2010, Lisboa, Portugal. hal-02753221

**HAL Id: hal-02753221**

**<https://hal.inrae.fr/hal-02753221v1>**

Submitted on 3 Jun 2020

**HAL** is a multi-disciplinary open access archive for the deposit and dissemination of scientific research documents, whether they are published or not. The documents may come from teaching and research institutions in France or abroad, or from public or private research centers.

L'archive ouverte pluridisciplinaire **HAL**, est destinée au dépôt et à la diffusion de documents scientifiques de niveau recherche, publiés ou non, émanant des établissements d'enseignement et de recherche français ou étrangers, des laboratoires publics ou privés.

# Effect of permanent ground cover on agronomic properties and soil fertility in an organic peach orchard



Parveaud CE<sup>1</sup>, Gomez C<sup>1</sup>, Bussi C<sup>2</sup> and Capowiez Y<sup>3</sup>.  
<sup>1</sup>GRAB ; <sup>2</sup>INRA Gothenon ; <sup>3</sup>INRA Avignon ; FRANCE

## introduction

In organic orchard, **tillage methods** used to control weed in the tree row have some **drawbacks** :

- these methods are **time-consuming** and associated with a **use of non-renewable energy**,
- tillage **interferes with the development of superficial roots** and can hurt the trunk,
- the physical, chemical and biological **properties of the soil can be disturbed**; **erosion and runoff can potentially increase**.

The **cover crops** could be an interesting alternative to control weed in the tree row of **conventional and organic orchard**.

**This poster presents the effect of such alternative techniques on soil fertility and agronomic properties.**

## experimental plot design

Benedicte cultivar planted in 1999 – density 4x5m – sandy/loam soil  
 38 trees split in 4 repetitions / treatments – 2 treatments.

### Tillage treatment (T)

Weed control : 5-7 tillage operations / year with Ommas (disc tool). Tillage depth = 15cm.  
 Nitrogen supply : 75 Kg.ha<sup>-1</sup> in two applications in 2008/2009.

### Ground cover treatment (GC)


Weed control : White Clover (*Trifolium repens* Cv Huia) was sowed in 2004, 2006, 2009 in the tree row and ploughed in 2006 and 2008.

Nitrogen supply : 38 Kg.ha<sup>-1</sup> of nitrogen supplied in two applications in 2008/2009.

All cropping practices except soil management in the row and nitrogen supply are the same for T and GC treatment.

**Since 2005, total nitrogen supplies are twice less in GC than in T treatment.** Water supply was realised with microjet and driven by tensiometer (threshold : 50cb).


Ground cover (GC) and tillage (T) treatments in a part of the experimental plot, 13<sup>th</sup> April 2010.



Manual sampling and sorting of earthworms in a 40x40cm area and 20cm depth, 5<sup>th</sup> January 2010.



Simplified Beerkan test. Cumulative time for water infiltration is measured through a cylinder (30cm diameter).



## results & discussion

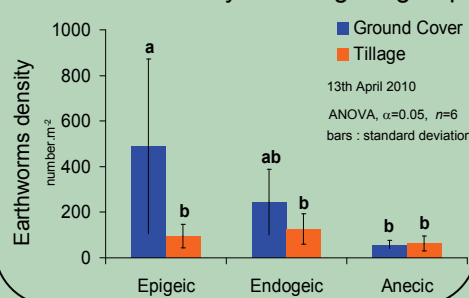
### Earthworm density and biomass 2010

	number.m <sup>-2</sup>		g.m <sup>-2</sup>	
	GC	T	GC	T
5 <sup>th</sup> January	375±188 <sup>ab</sup>	220±26 <sup>a</sup>	209±85 <sup>ab</sup>	159±50 <sup>ab</sup>
13 <sup>th</sup> April	792±525 <sup>b</sup>	285±116 <sup>a</sup>	362±211 <sup>ab</sup>	235±73 <sup>a</sup>
20 <sup>th</sup> May	173±65 <sup>a</sup>	30±22 <sup>a</sup>	79±26 <sup>b</sup>	29±24 <sup>b</sup>

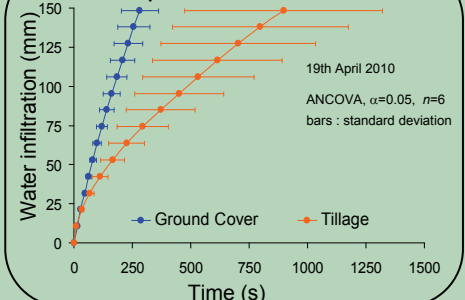
ANOVA, α=0.05, n= 4 to 6

→ **Earthworm density and biomass variations observed in 2010 are high during winter and spring period.** Significant difference are presented by different letters.

### Earthworm density & ecological group



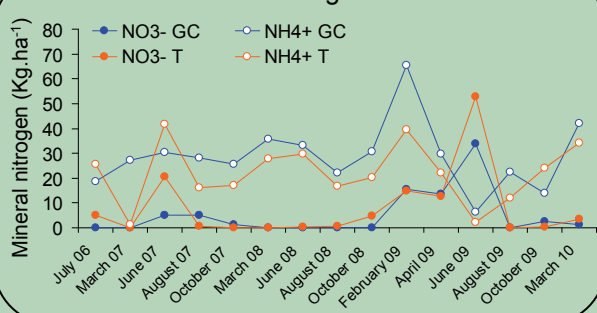
### Simplified Beerkan test




→Water infiltration is assumed to be positively influenced by porosity, including earthworm macropores. In particular, Anecic earthworms make large and vertical burrows compared to endogeic and epigeic earthworms. For the three sampling dates in 2010 (January, April and May) **water infiltration rate for GC treatment was significantly higher** than for T treatment but **no significant difference was observed for Anecic earthworms between GC and T.**

→Difference observed in water infiltration rate could be explained by the thick superficial root mat which is associated to a high Epigeic density in GC treatment.

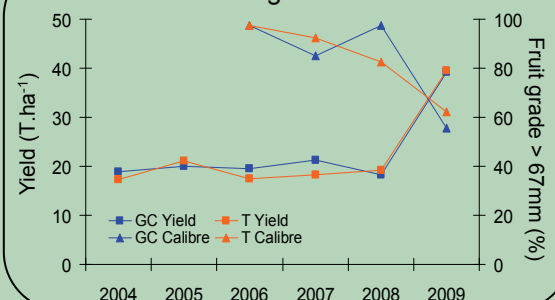
### Mineral soil nitrogen 2006-2010



### Nodosity in White Clover roots



### Yield and fruit grade 2004-2009



→The ammoniacal form prevailed in the mineral soil nitrogen of GC and T treatments. Ammoniacal form increase in spring can be related to organic supplies. Summer nitrification observed varies according to soil conditions. **Whereas nitrogen supplies are twice lower in GC treatment since 2005, soil nitrogen availability is equivalent in both treatments.**

→Fabaceous ground cover is an efficient nitrogen source in such condition.

→ Yield and fruit grade are equivalent in both treatments. **No negative effect of GC treatment was observed during 2004-2009 period on yield and fruit grade. Moreover, Monilia damages, which are one of the most serious damages observed in organic peach orchards, were reduced under GC treatment (Gomez and Mercier, 2008).**