



HAL
open science

Biochemistry, nutrition and technology of lipids. Partie I

Claire Bourlieu-Lacanal

► **To cite this version:**

Claire Bourlieu-Lacanal. Biochemistry, nutrition and technology of lipids. Partie I. Master. Post-graduate Food and Nutrition Program (PPGAN) - Unirio (Biochemistry, nutrition and technology of lipids), 2017, 133 p. hal-02784898

HAL Id: hal-02784898

<https://hal.inrae.fr/hal-02784898>

Submitted on 4 Jun 2020

HAL is a multi-disciplinary open access archive for the deposit and dissemination of scientific research documents, whether they are published or not. The documents may come from teaching and research institutions in France or abroad, or from public or private research centers.

L'archive ouverte pluridisciplinaire **HAL**, est destinée au dépôt et à la diffusion de documents scientifiques de niveau recherche, publiés ou non, émanant des établissements d'enseignement et de recherche français ou étrangers, des laboratoires publics ou privés.

Biochemistry, nutrition and technology of lipids



C. Bourlieu

Chargée de recherche INRA – claire.bourlieu-lacanal@inra.fr
UMR 1208 *Ingénierie des agropolymères et technologie émergentes*



1. INTRODUCTION

- Generality about lipids /oils
- Few socio-economics data

2. LIPIDS IN ALIMENTATION / NUTRITIONNAL PART

3. BIOCHEMISTRY OF VEGETABLE LIPIDS

- Composition of vegetable lipids
- Analyses of lipids
- Oxidation of lipids

4. TECHNOLOGY OF VEGETABLE LIPIDS

- Processing of oils
- Chemical and enzymatic modifications of lipids
- Processing margarines


5. Few oil monographies

6. Conclusions

Definition of lipids or fats

Not defined by a structure or chemical function but by a common physical property

SOLUBILITY IN ORGANIC APOLAR SOLVANTS
(chloroform, hexane, ether...)



lipides are organic substances insoluble in water ...


Generality about oils

Definitions

- ?



Generality about oils



Definitions

Vegetable oils are mainly based on triglycerides which are triesters of fatty acids and glycerol under solid or liquid form.

Oils can contain small amounts of other constituents such as wax esters, free fatty acids, partial glycerides or unsaponifiable substances.

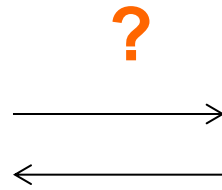
Obtention

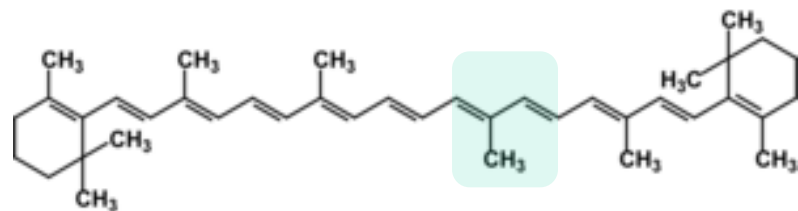
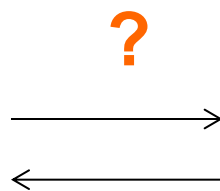
From grains, fruits or kernels by pressure or solvent extraction.

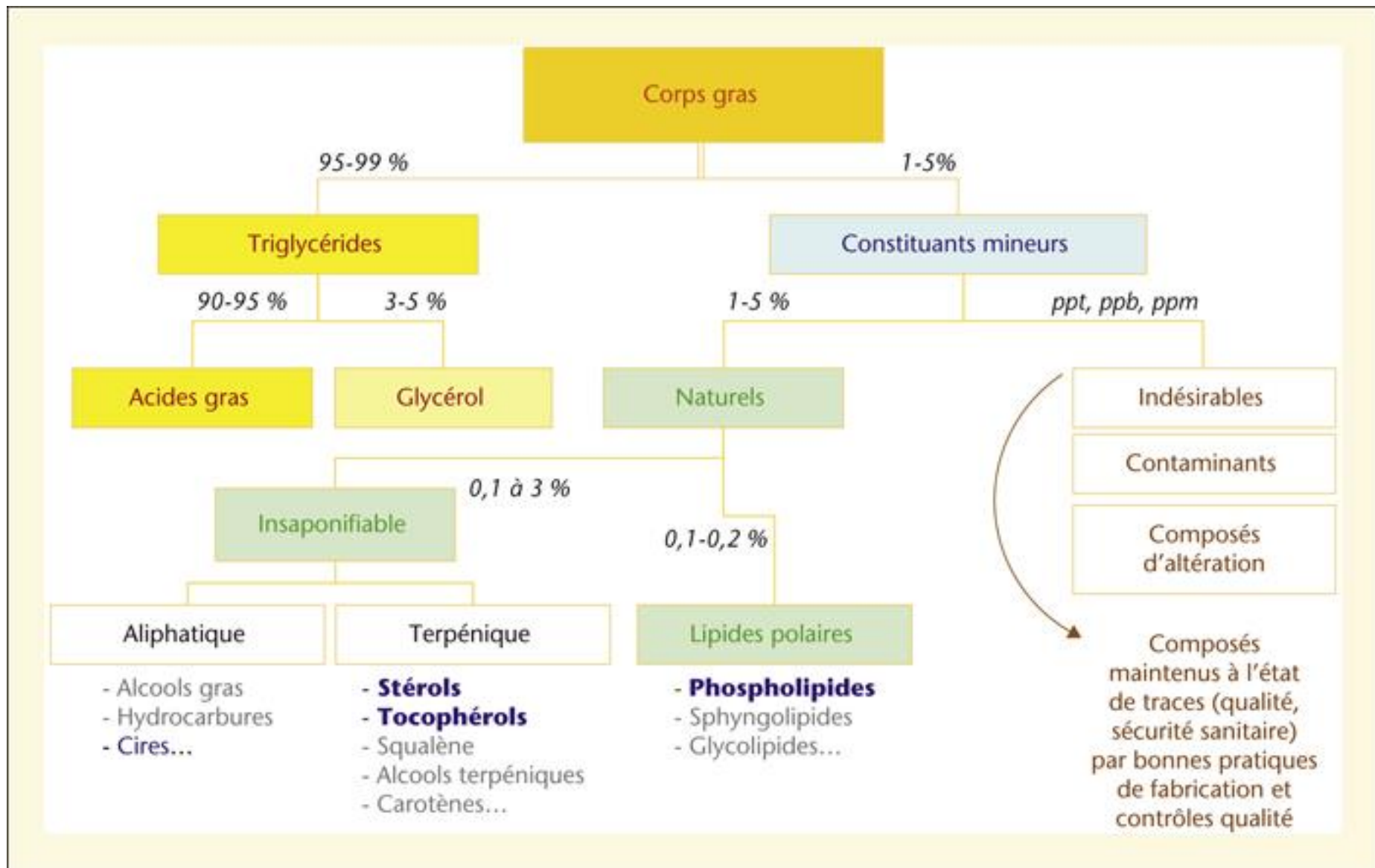
Then possibly refined or hydrogenated.

An appropriate antioxydant can be added if necessary ...









Generality about oils



Raw oil: oil just after extraction whatever the obtention process

Virgin oil: oil obtained from selected premium raw matter with specific extraction process: exclusively mechanical, without solvent, clarification with physical means only, no post-extraction chemical or physical refining process allowed. **Extra virgin AI <0.8 (g/100 g), PI <20**

Refined oil is obtained by pressure and /or solvent extraction , followed by alkaline refinery, decoloration, desodorisation from a **raw oil**

Hydrogenated oil / partially hydrogenated oil is obtained from refined oil further hydrogenated



Accueil

La DGCCRF

Concurrence

Consommation

Sécurité

Infos presse

Publications

Manifestations

Les actualités

Huiles d'olive : des améliorations sur l'étiquetage - 26/06/2014



Les normes de commercialisation et d'étiquetage des huiles d'olive viennent d'être modifiées pour garantir au consommateur une meilleure information.

Liens utiles

- ▶ Site du Service commun des laboratoires
- ▶ Règlement (UE) 1335/2013 modifiant le règlement n° 29/2012
- ▶ Règlement (UE) 299/2013 modifiant le règlement n° 2568/91

Les nouvelles dispositions, introduites par la modification des règlements (UE) n° 29/2012 et n° 2568/91, apportent des précisions sur les conditions de conservation des huiles, les mentions obligatoires et facultatives en matière d'étiquetage et les méthodes d'analyses.

Des informations sur la conservation des huiles pour garantir de leur fraîcheur

Pour éviter leur altération, les huiles doivent être conservées à l'abri de la lumière et de la chaleur. L'étiquetage doit désormais indiquer les conditions particulières de conservation des huiles d'olive (vierges extra, vierges, huiles d'olive composées d'huiles d'olive raffinées et d'huile d'olive vierges, huiles de grignons d'olive).

Appellation, provenance, récolte : de nouvelles mentions présentes sur l'emballage

Mentions obligatoires

Seules 4 dénominations de vente sont retenues pour les huiles d'olive destinées aux consommateurs :

- ▶ huile d'olive vierge extra (HOVE)
- ▶ huile d'olive vierge (HOV)
- ▶ huile d'olive composée d'huiles raffinées et d'huiles d'olive vierges
- ▶ huile de grignons d'olive

L'indication de la provenance est obligatoire pour les huiles d'olive vierge extra et les huiles d'olive vierges (nom du pays d'origine).

La dénomination de vente et l'indication de la provenance du produit doivent être lisibles (taille des caractères au minimum 1,2 mm) et visibles (une même étiquette ou plusieurs étiquettes ou directement sur le récipient)

Mentions facultatives

CODEX ALIMENTARIUS

INTERNATIONAL FOOD STANDARDS



Food and Agriculture
Organization of
the United Nations



World Health
Organization

E-mail: codex@fao.org - www.codexalimentarius.org

STANDARD FOR OLIVE OILS AND OLIVE POMACE OILS

CODEX STAN 33-1981

Adopted in 1981. Revision: 1989, 2003, 2015. Amendment: 2009, 2013.

3. ESSENTIAL COMPOSITION AND QUALITY FACTORS

Extra virgin olive oil: virgin olive oil with a free acidity, expressed as oleic acid, of not more than 0.8 grams per 100 grams and whose other characteristics correspond to those laid down for this category.

Virgin olive oil: virgin olive oil with a free acidity, expressed as oleic acid, of not more than 2.0 grams per 100 grams and whose other characteristics correspond to those laid down for this category.

Ordinary virgin olive oil: virgin olive oil with a free acidity, expressed as oleic acid, of not more than 3.3 grams per 100 grams and whose other characteristics correspond to those laid down for this category¹.

Refined olive oil: olive oil obtained from virgin olive oils by refining methods which do not lead to alterations in the initial glyceridic structure. It has a free acidity, expressed as oleic acid, of not more than 0.3 grams per 100 grams and its other characteristics correspond to those laid down for this category¹.

Olive oil: oil consisting of a blend of refined olive oil and virgin olive oils suitable for human consumption. It has a free acidity, expressed as oleic acid, of not more than 1 gram per 100 grams and its other characteristics correspond to those laid down for this category².

Refined olive-pomace oil: oil obtained from crude olive-pomace oil by refining methods which do not lead to alterations in the initial glyceridic structure. It has a free acidity, expressed as oleic acid, of not more than 0.3 grams per 100 grams and its other characteristics correspond to those laid down for this category¹.

Olive-pomace oil: oil consisting of a blend of refined olive-pomace oil and virgin olive oils. It has a free acidity, expressed as oleic acid, of not more than 1 gram per 100 grams and its other characteristics correspond to those laid down for this category².

Organoleptic characteristics (odour and taste) of virgin olive oils

	Median of the defect	Median of the fruity attribute
Extra virgin olive oil	Me = 0	Me > 0
Virgin olive oil	0 < Me ≤ 2.5	Me > 0
Ordinary virgin olive oil	2.5 < Me ≤ 6.0 *	

* or when the median of the defect is less than or equal to 2.5 and the median of the fruity attribute is equal to 0.

NEW LABELLING RULE IN UE

✓ 13 décembre 2014, AAI under reglement (UE) n° 1169/2011 of european parliament and council of 25 october 2011 **about information to consummers** about food products

=> Mandatory to declare precisely the botanic origin of refined vegetable oil and **(for instance, colza oil, palm oil, sunflower oil and not simply vegetable oil);**

NEW LABELLING RULE IN UE

The mention « vegetable oils » has to be replaced by the list of vegetables oils within the considered food product.

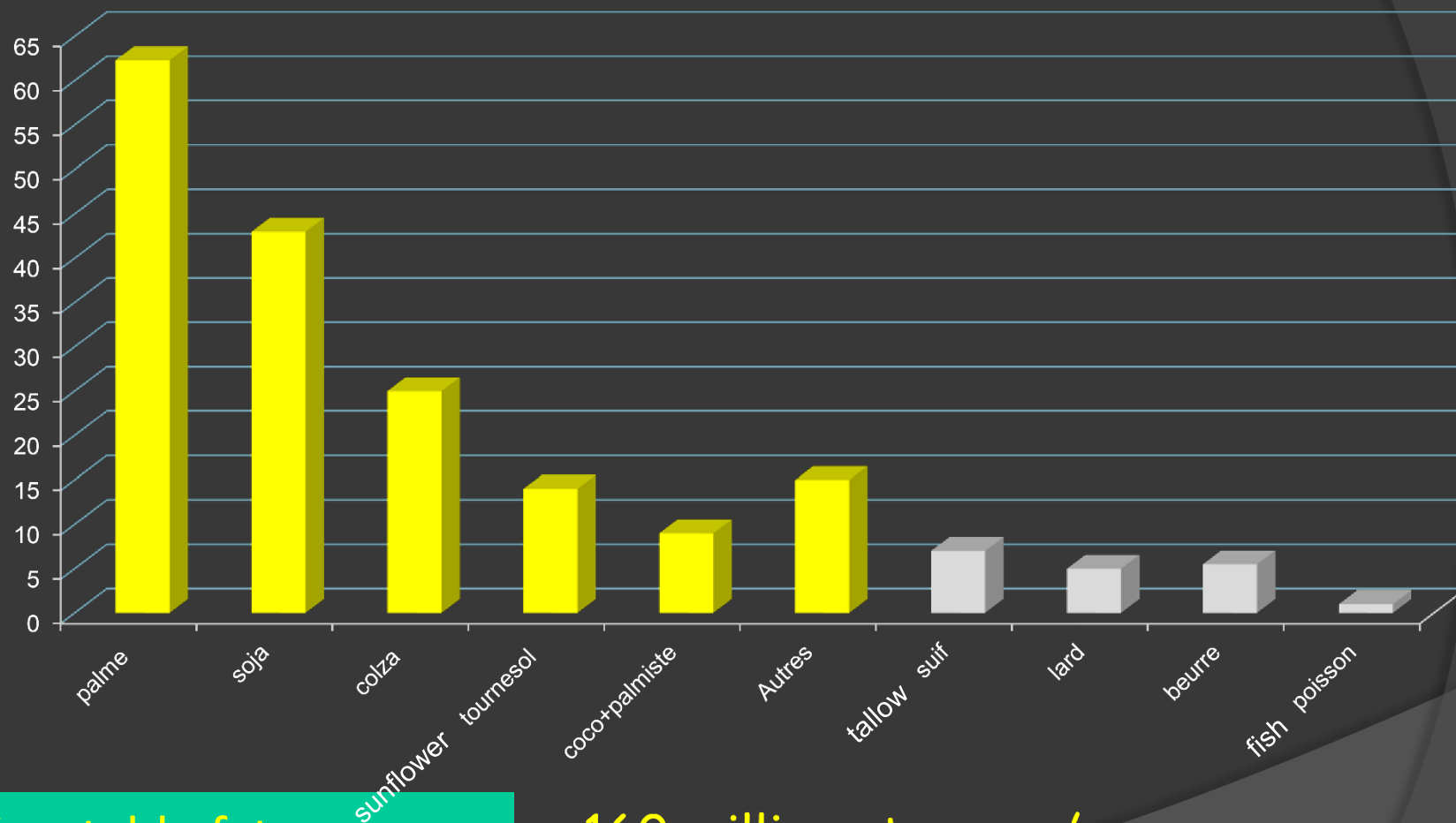
In addition, Commission insists on **information visibility** : size of police « x » of minimum 1,2 mm and color easy to detach from background color. Allergens also have to be enlightened by a different color or typography.

Few socio-economic data

Which oil/lipids are the most produced in the world ?

PRODUCTION OF VEGETABLE OILS AND FATS

Millions de tonnes



Vegetable fat

Animal fat

160 millions tonnes / an
24 millions tonnes / an

Few socio-economic data

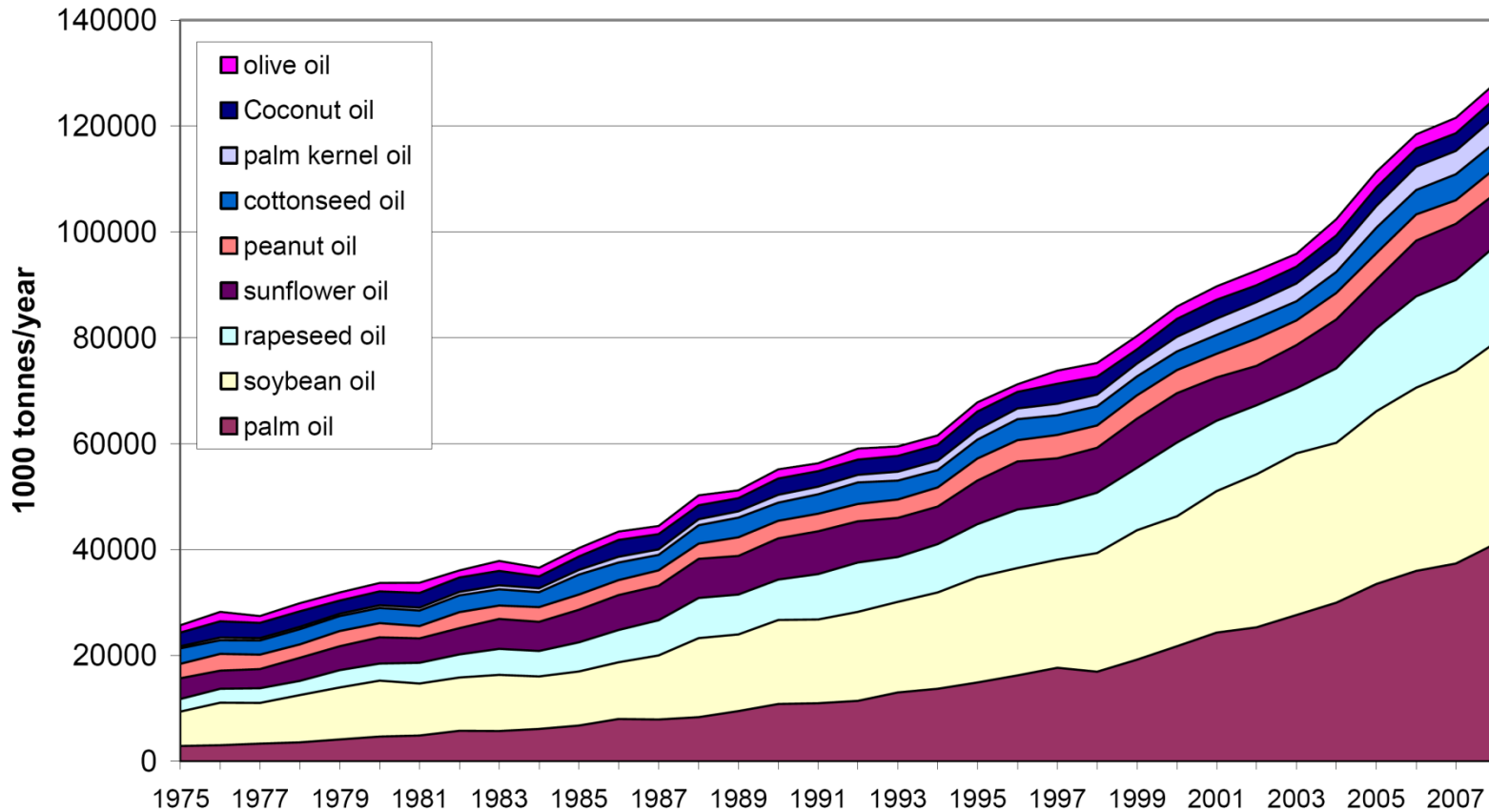


Figure. Global Production of vegetable oils, 1975 – 2007.

Source : www.fas.usda.gov/psdonline

=> Forecast 164 millions t en 2014

Few socio-economic data

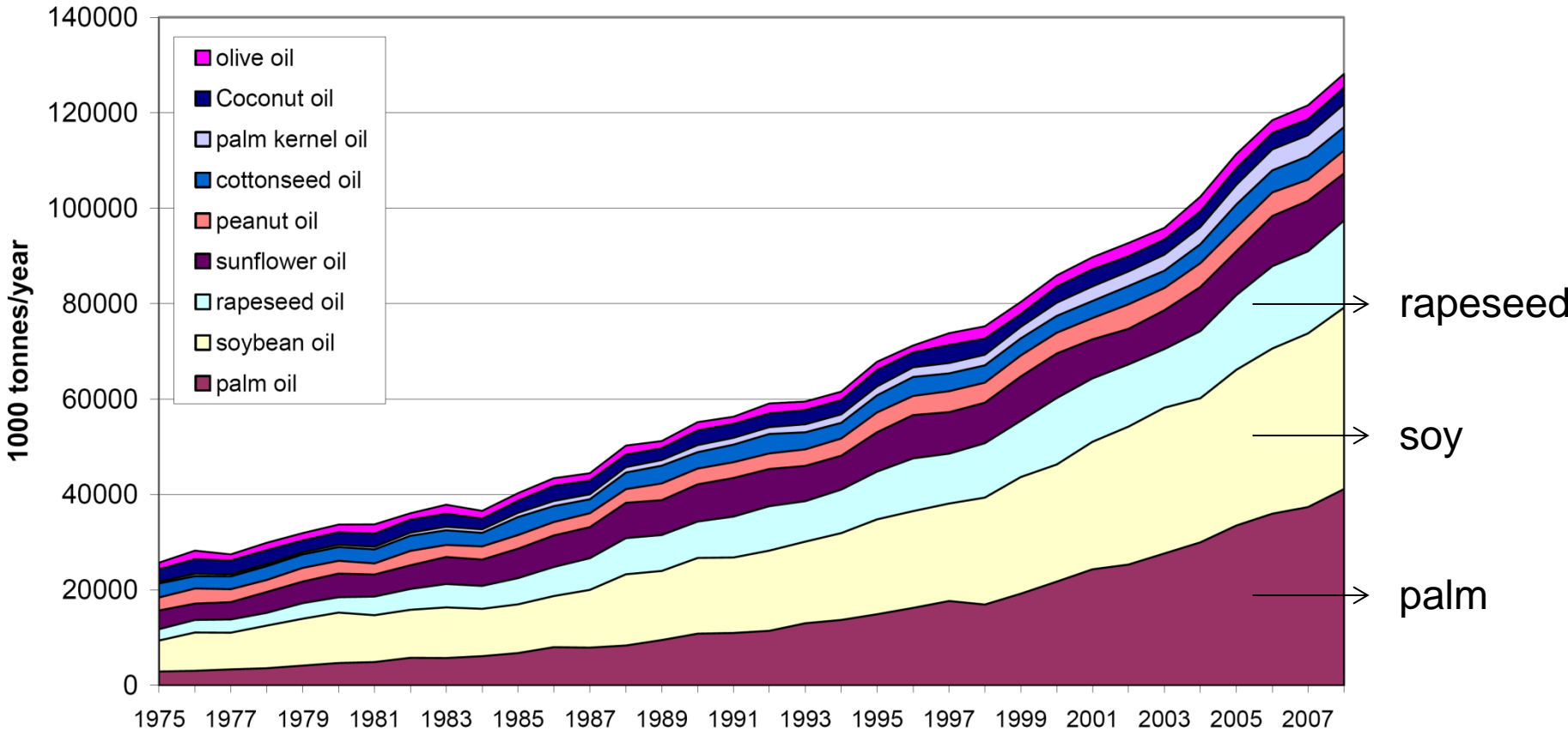


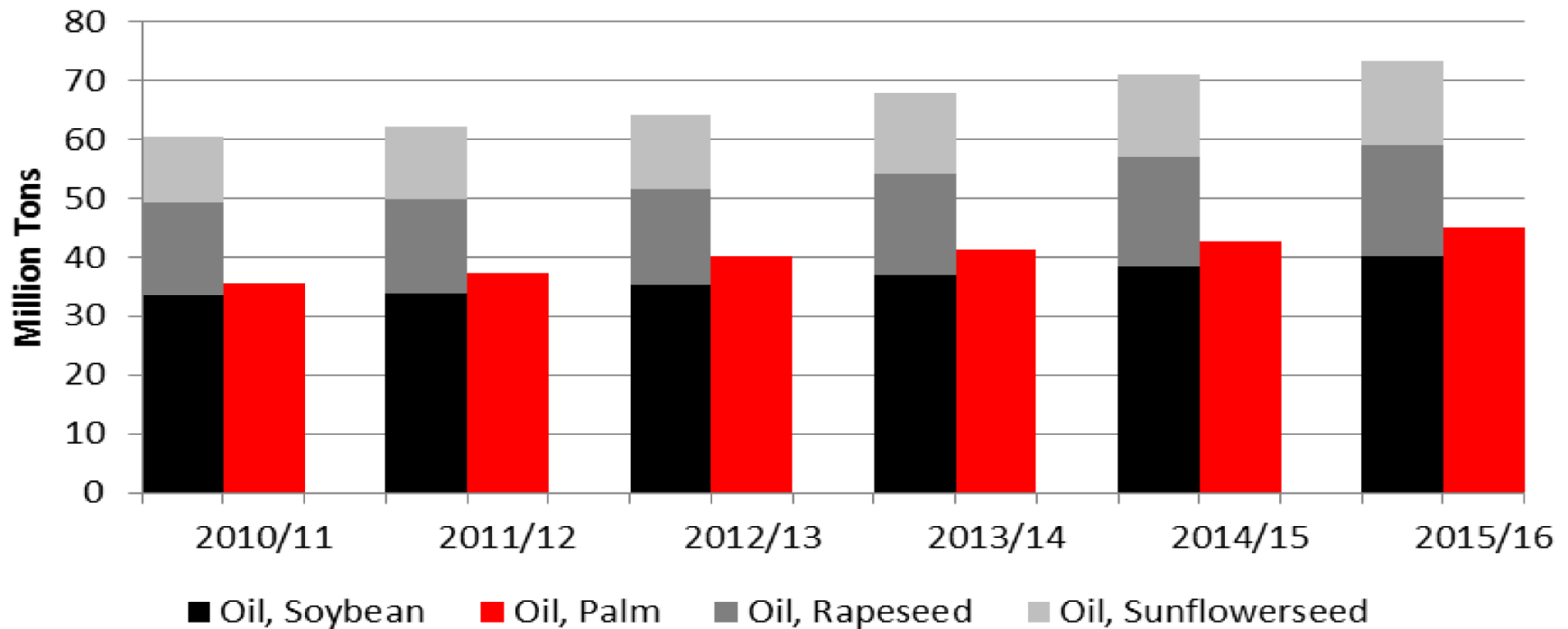
Figure. Global Production of vegetable oils, 1975 – 2007.

Source : www.fas.usda.gov/psdonline

=> Forecast 164 millions t en 2014, real ONIDOL 2012 186 millions t

Few socio-economic data

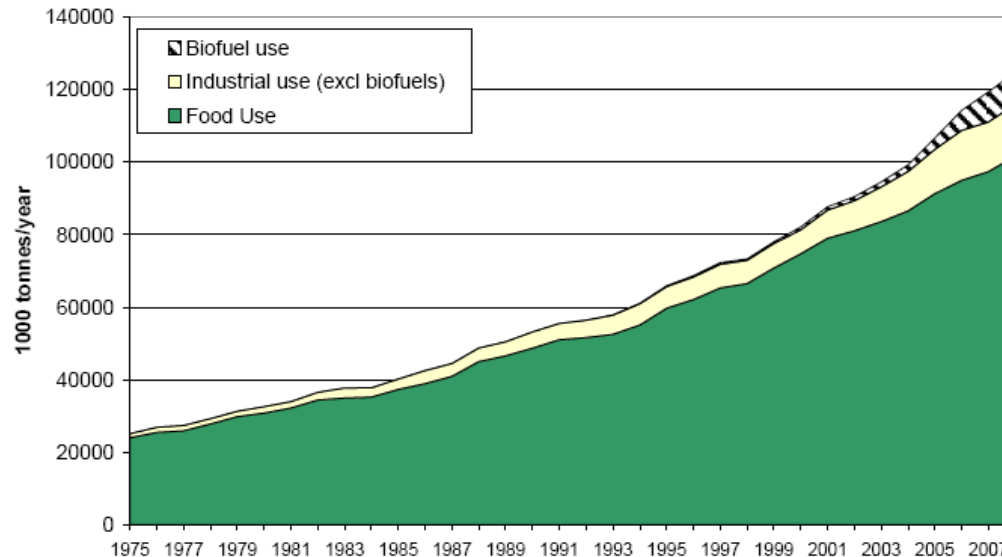
Global Oil Food Consumption



Growing market but stable contributors

Few socio-economic data

■ 80-85 % of annual worldwide oil and fat production is for human food, 5-6 % for animal feeding, ~ 14 %, 15–17 millions t for non food industrial (Gunstone and Hamilton 2001)



■ 85 % of global production is vegetal, 15 % animal

■ Most important increase for palm = roughly 30 % of vegetable oil production, soya (28%), colza (15%) and sunflower (9%). Other production representent around 20% of market.

Few socio-economic data

■ Applications of lipids and fats (ITERG, 2015) :

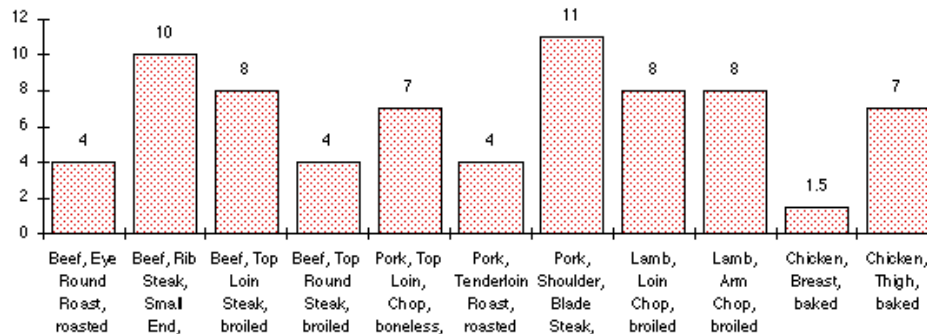
✓ 75 % in human food application

Lipides in frequently consumed food

~1/3 visible (oil, emulsion),

2/3 are hidden (constitutive lipids of food (for instance in meat tissues 4-19%) + addition in transformed IAA food products for instance panification, biscuits).

Total fat (grams) from 3 ounce serving, separable lean only



+ High VA niche food products: dietetics, supplements

Lipids are central in public health policies : cardiovascular disease, 1 cause of death globally: more people die annually from CVDs than from any other cause (WHO 2015), recommended dietary allowance (RDA) 2010 LA/ALA = 4 21

Few socio-economic data

■ Applications of lipids and fat (ITERG, 2015) :

✓ 25 % of oils and fat for non food uses:

→ **oleochemical market:** high demand for oleochemistry in 2030, 30 Millions of tons, rapidly increasing market

Potentially interesting sources that have to be developed: crambs, camelina, calendula, lunaire, euphorbia, lesquerella : all with specific FA of interest but with low yield => improvement necessary to be come good sources.

→ **cosmetics market:** rapidly increasing, lipids and skins have in common lots of components, application in oral or dermatologic applications.

ω 6- membranar fluidity, barrier properties

ω 3 anti-inflam, main membranar constituents,

ω 9 emollient

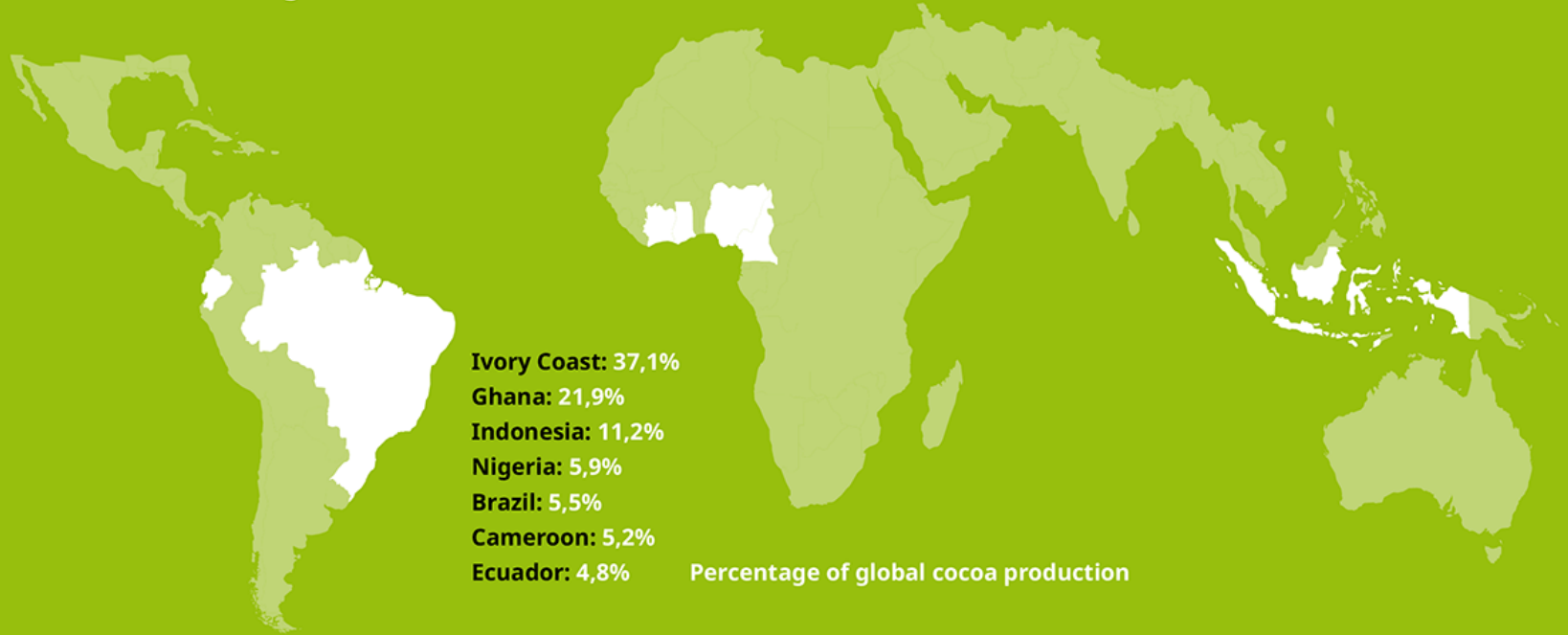
Use and developments of lots of esters in formulation (adjustement of HLB, waxes...)

Cocoa butter production in tonnes (FAOSTAT, 2006)



Côte d'Ivoire	1 400 000	34,5 %
Ghana	734 000	18,1 %
Indonésie	580 000	14,3 %
Nigéria	485 000	12,0 %
Brésil	199 412	4,9 %
Cameroun	164 553	4,1 %
Équateur	93 659	2,3 %
Togo	73 000	1,8 %
Papouasie-Nouvelle-Guinée	42 500	1,1 %
Mexique	38 153	0,9 %
Autres pays	252 960	6,2%
Total	4 063 237	100%

Main Producing Countries





1

Harvest/
breaking the pods



2

fermentation



3

drying



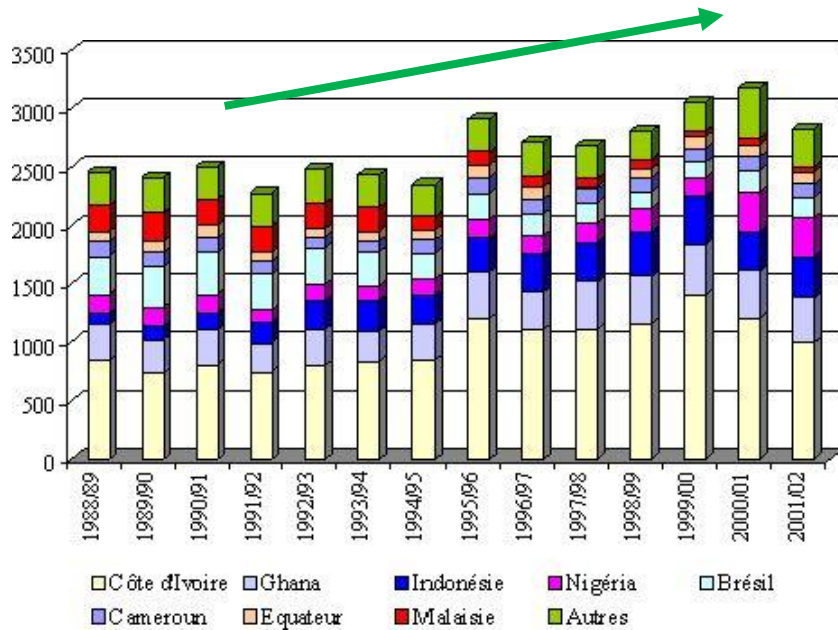
4

bagging

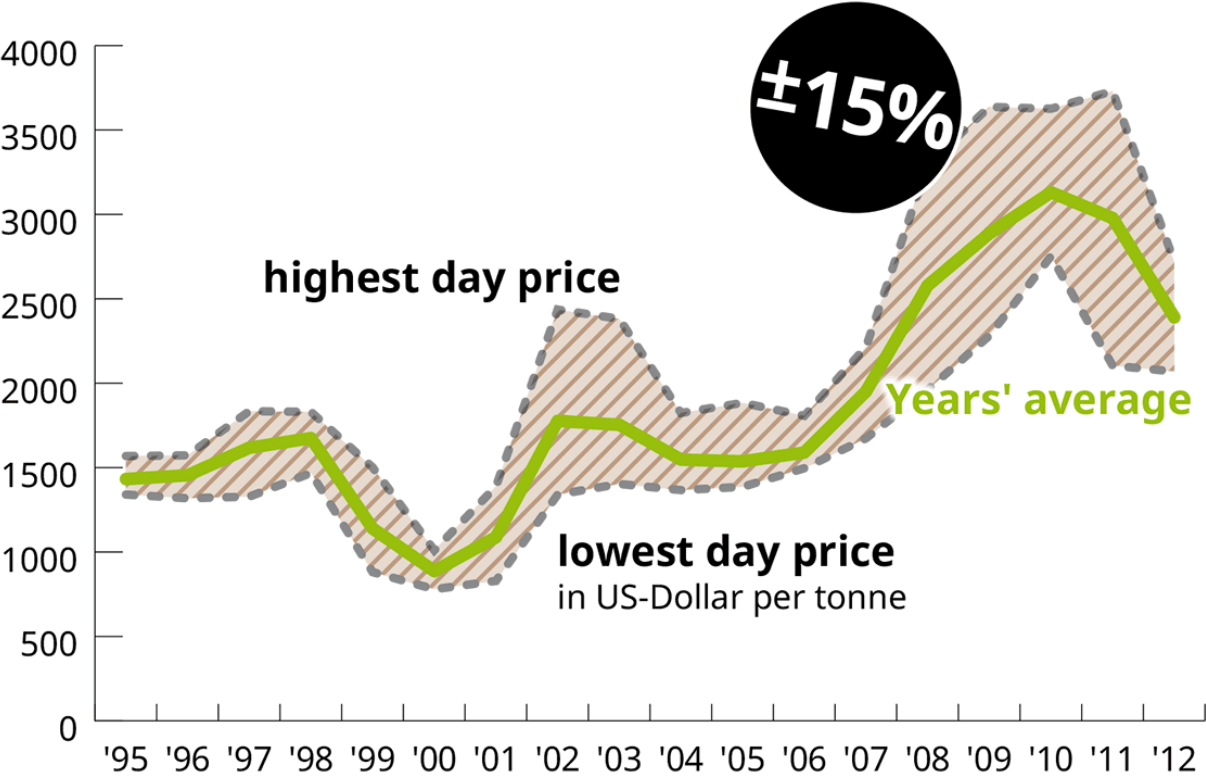


5

transport/chocolate factory



Volatility of cocoa prices 1995-2011



SPECIFICITY IN EUROPE – LEGISLATIVE ASPECT

3.8.2000

EN

Official Journal of the European Communities

L 197/19

**DIRECTIVE 2000/36/EC OF THE EUROPEAN PARLIAMENT AND OF THE COUNCIL
of 23 June 2000
relating to cocoa and chocolate products intended for human consumption**

THE EUROPEAN PARLIAMENT AND THE COUNCIL OF THE EUROPEAN UNION,

Having regard to the Treaty establishing the European Community, and in particular Article 95 thereof,

Having regard to the proposal from the Commission ⁽¹⁾,

Having regard to the opinion of the Economic and Social Committee ⁽²⁾,

(5) The addition to chocolate products of vegetable fats other than cocoa butter, up to a maximum of 5 %, is permitted in certain Member States.

(6) The addition of certain vegetable fats other than cocoa butter to chocolate products, up to a maximum of 5 %, should be permitted in all Member States; those vegetable fats should be cocoa butter equivalents and therefore be defined according to technical and scientific criteria.

ANNEX II

VEGETABLE FATS REFERRED TO IN ARTICLE 2(1)

The vegetable fats referred to in Article 2(1) are, singly or in blends, cocoa butter equivalents and shall comply with the following criteria:

- (a) they are non-lauric vegetable fats, which are rich in symmetrical monounsaturated triglycerides of the type POP, POSt and StOSt (!);
- (b) they are miscible in any proportion with cocoa butter, and are compatible with its physical properties (melting point and crystallisation temperature, melting rate, need for tempering phase);
- (c) they are obtained only by the processes of refining and/or fractionation, which excludes enzymatic modification of the triglyceride structure.

In conformity with the above criteria, the following vegetable fats, obtained from the plants listed below, may be used:

Usual name of vegetable fat	Scientific name of the plants from which the fats listed can be obtained
1. Illipe, Borneo tallow or Tengkadang	<i>Shorea</i> spp.
2. Palm-oil	<i>Elaeis guineensis</i> <i>Elaeis olifera</i>
3. Sal	<i>Shorea robusta</i>
4. Shea	<i>Butyrospermum parkii</i>
5. Kokum gurgi	<i>Garcinia indica</i>
6. Mango kernel	<i>Mangifera indica</i>

Furthermore, as an exception to the above, Member States may allow the use of coconut oil for the following purpose: in chocolate used for the manufacture of ice cream and similar frozen products.

Lipids and fats sources ?

Usual

Vegetable (grains, fruits ...) 85 %
Animals land (mammals, lards...) or marine 15 %

News



Green technologies



White technologies

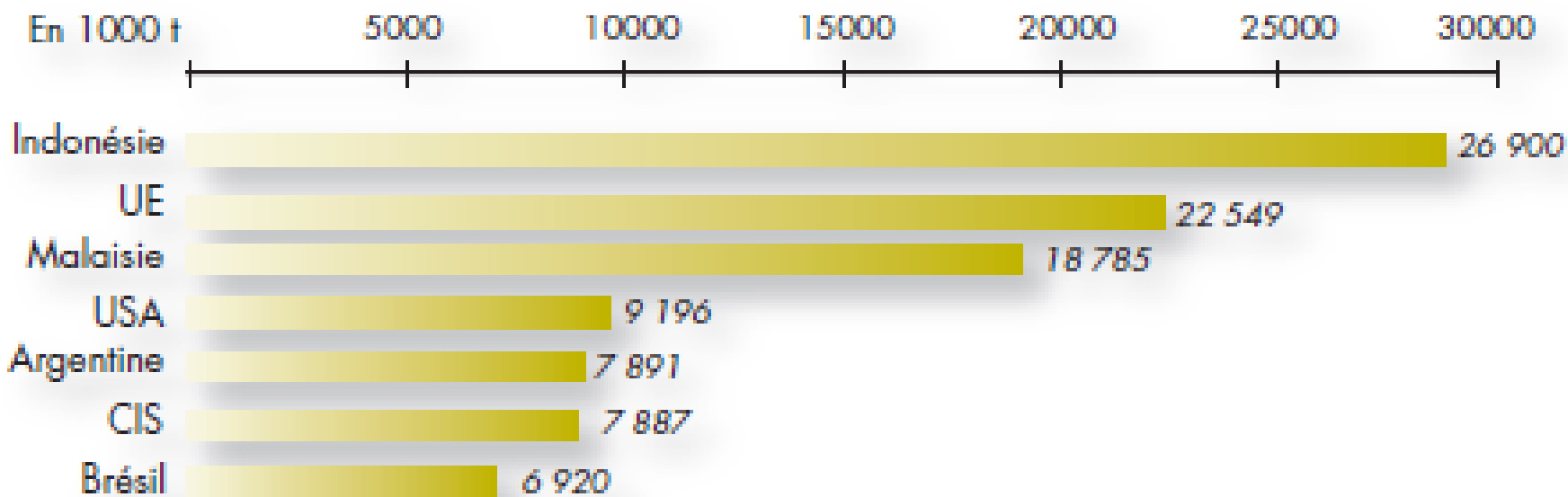


Insects

Few socio-economic data

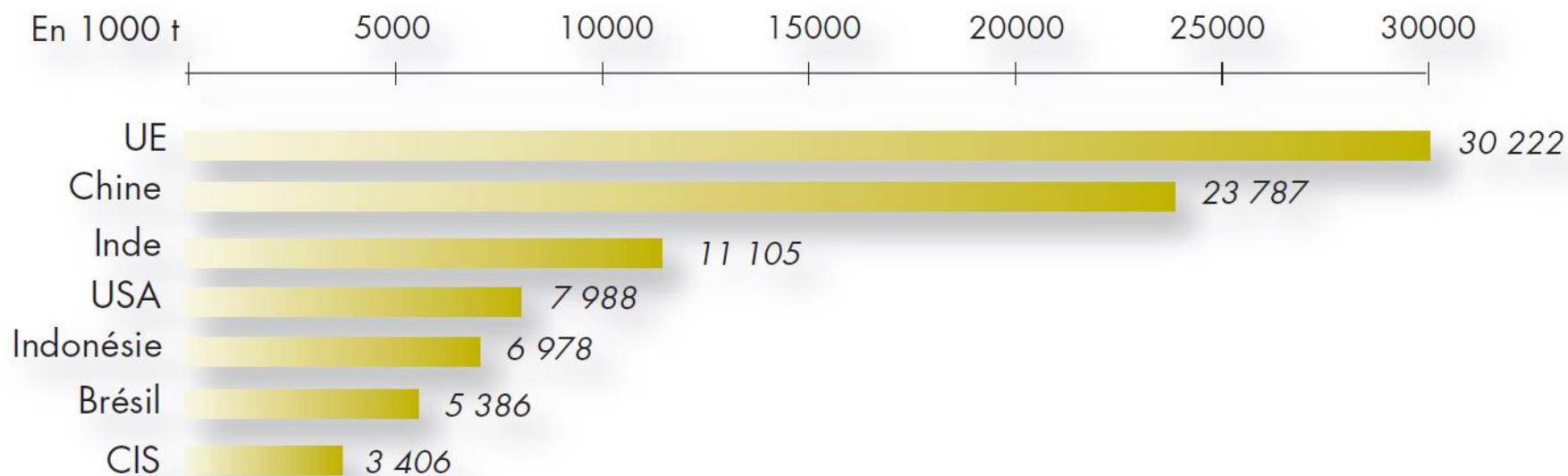
Who consume / product these oils and fats ?

▲ Main producers worldwide 2012



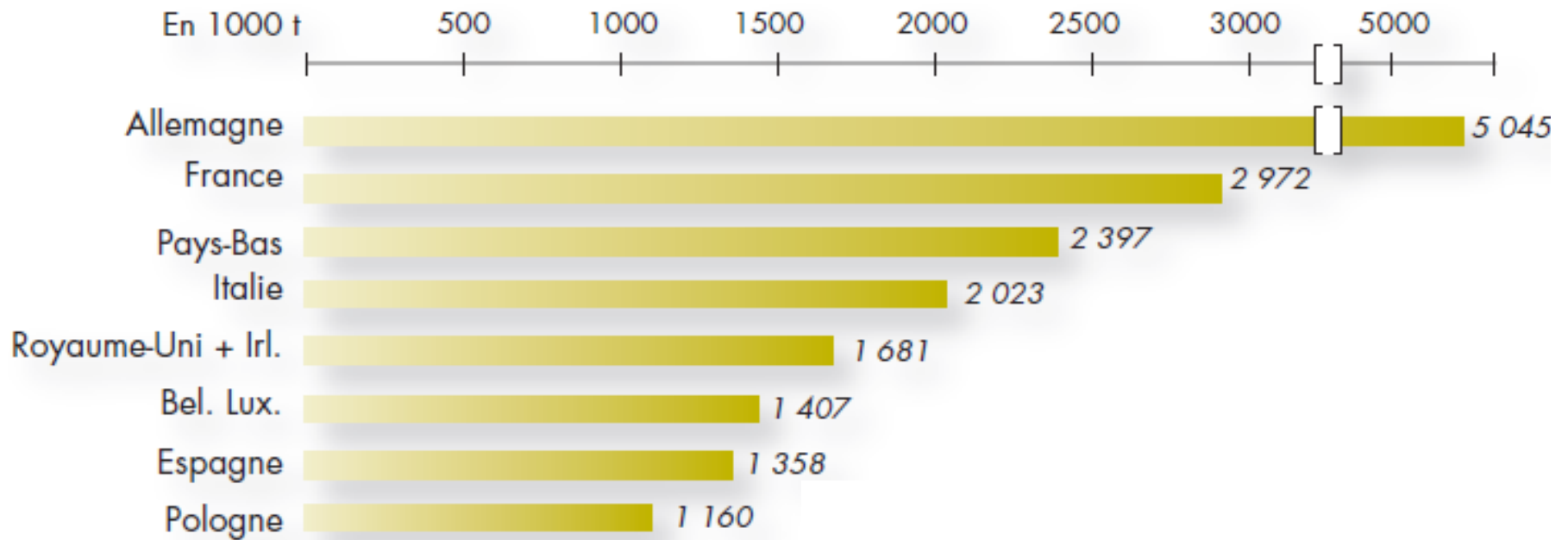
*Rapport PROLEA 2012-2013 de la
production à la consommation*

▲ Main consumers worldwide 2012



*Rapport PROLEA 2012-2013 de la
production à la consommation*

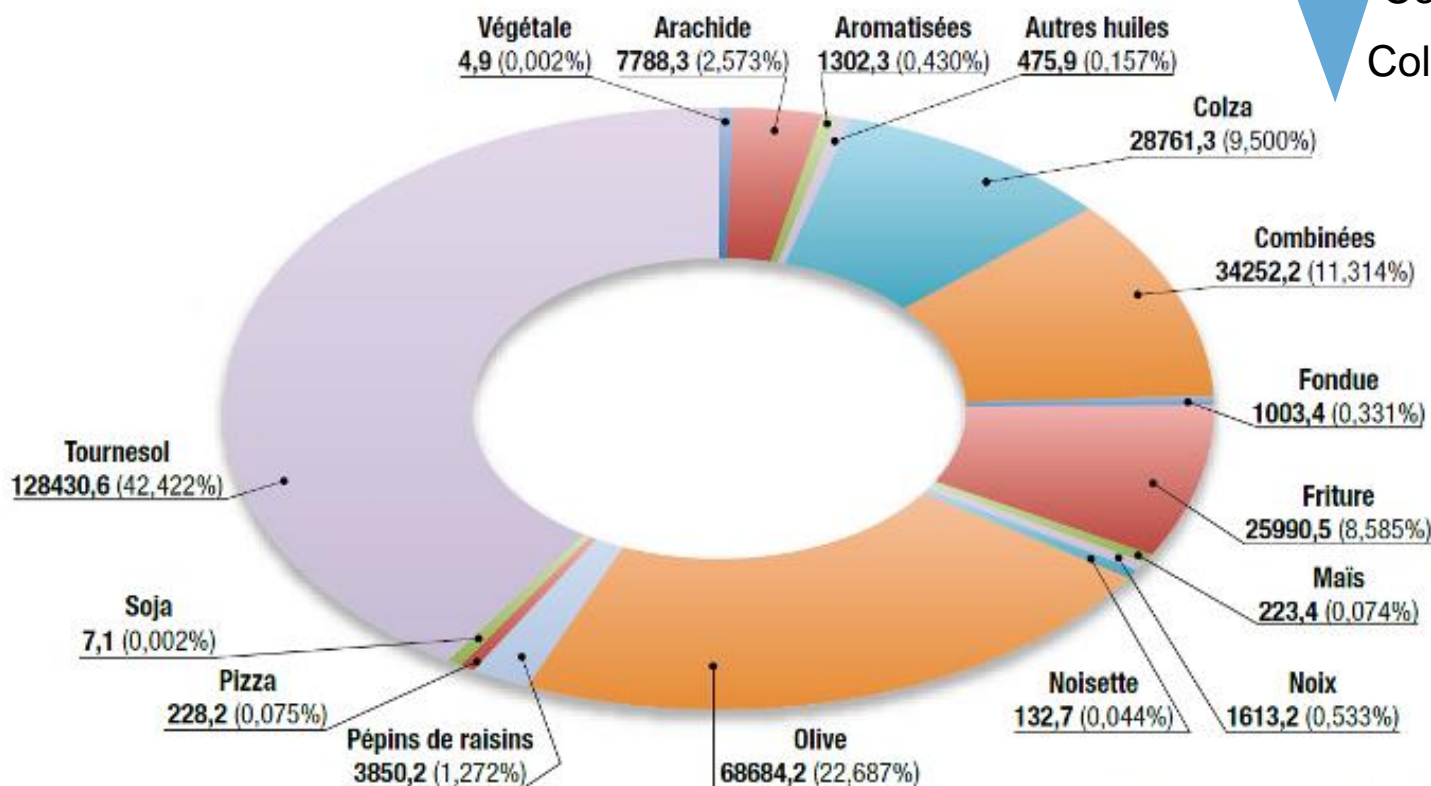
Main consumers worldwide in UE 2012



Répartition des ventes en volumes des huiles alimentaires en France
(année 2011 - en 1000 tonnes. Données Nielsen)

TOTAL DES VENTES : 302 748 300 litres

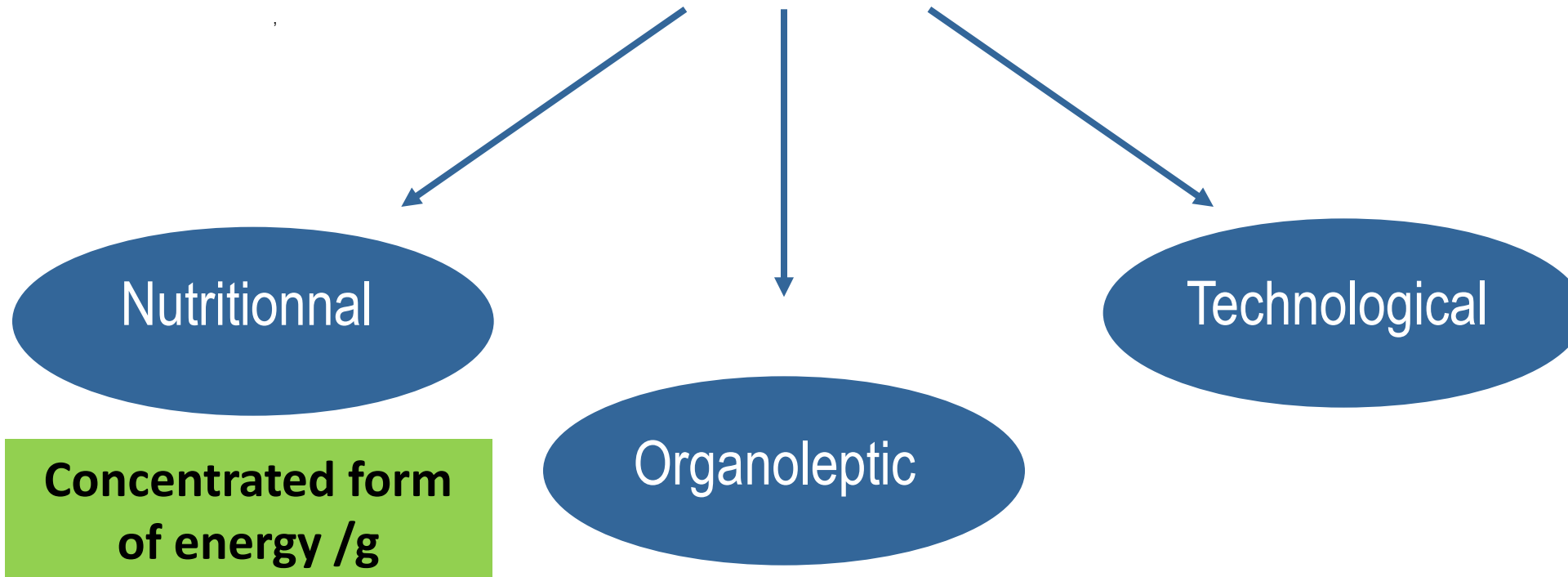
Tournesol
Olive
Combined
Colza



www.franceagrimer.fr

French oil supply chain, 2012 = 6,1 Mt of transformed raw matter to produce 3,4 Mt of meals, 2,5 Mt of raw oils and 2 Mt refined oils.

2. Main part played by oil in food ?



Main part played by oil in food ?

Nutritional

- Energy
- Essential Fatty acids
- Precursors of prostaglandins, thromboxans, prostacycline, leucotrienes
(= eicosanoids)
- Membranar constituents
- Vector of vitamines (A, D, E, K)
- phytosterols, antioxydants

Organoleptic

- Texture
- Arome carrier
- Arome precursor

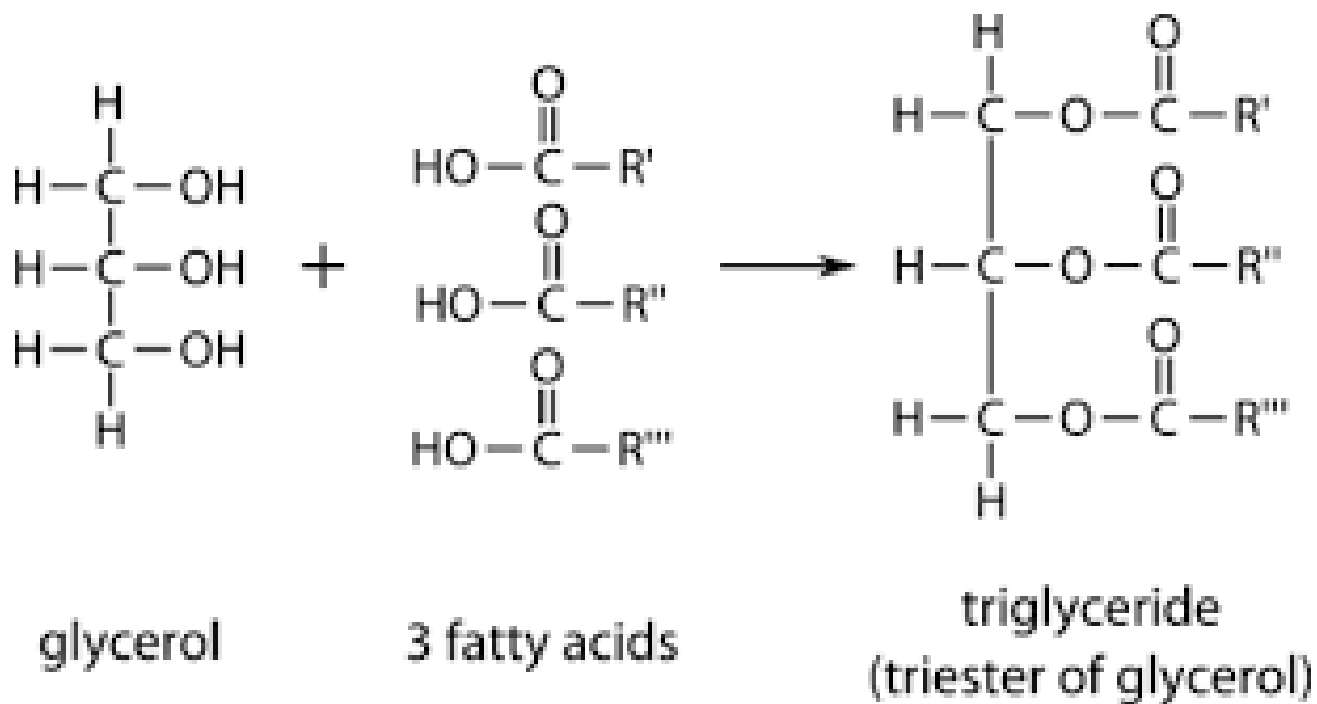
Technological

- heat transfer fluid
- Surface treatment

Main part played by oil in food ?

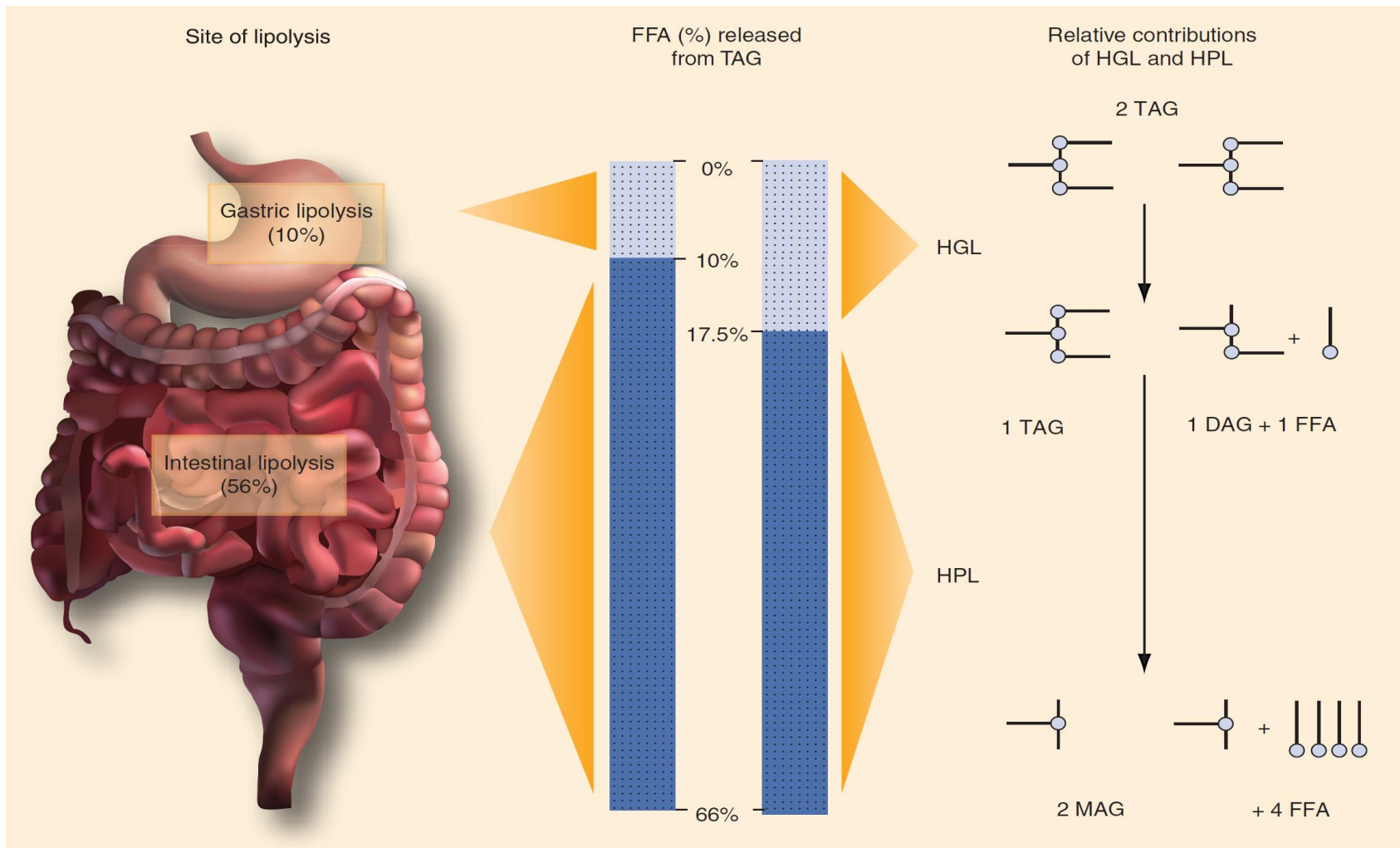
Nutritional

- Energy ? (**9 kcal/g**), digestibility of Triglycerides **98 %**



Main part played by oil in food ?

Nutritional Respective contribution of human gastric and pancreatic lipase to dietary TAG digestion (Bakala et al., Therapeutic delivery, 2012)



DAG: Diacylglycerol; FFA: Free fatty acids; HGL: Human gastric lipase; HPL: Human pancreatic lipase; MAG: Monoacylglycerol; TAG: Triacylglycerol.

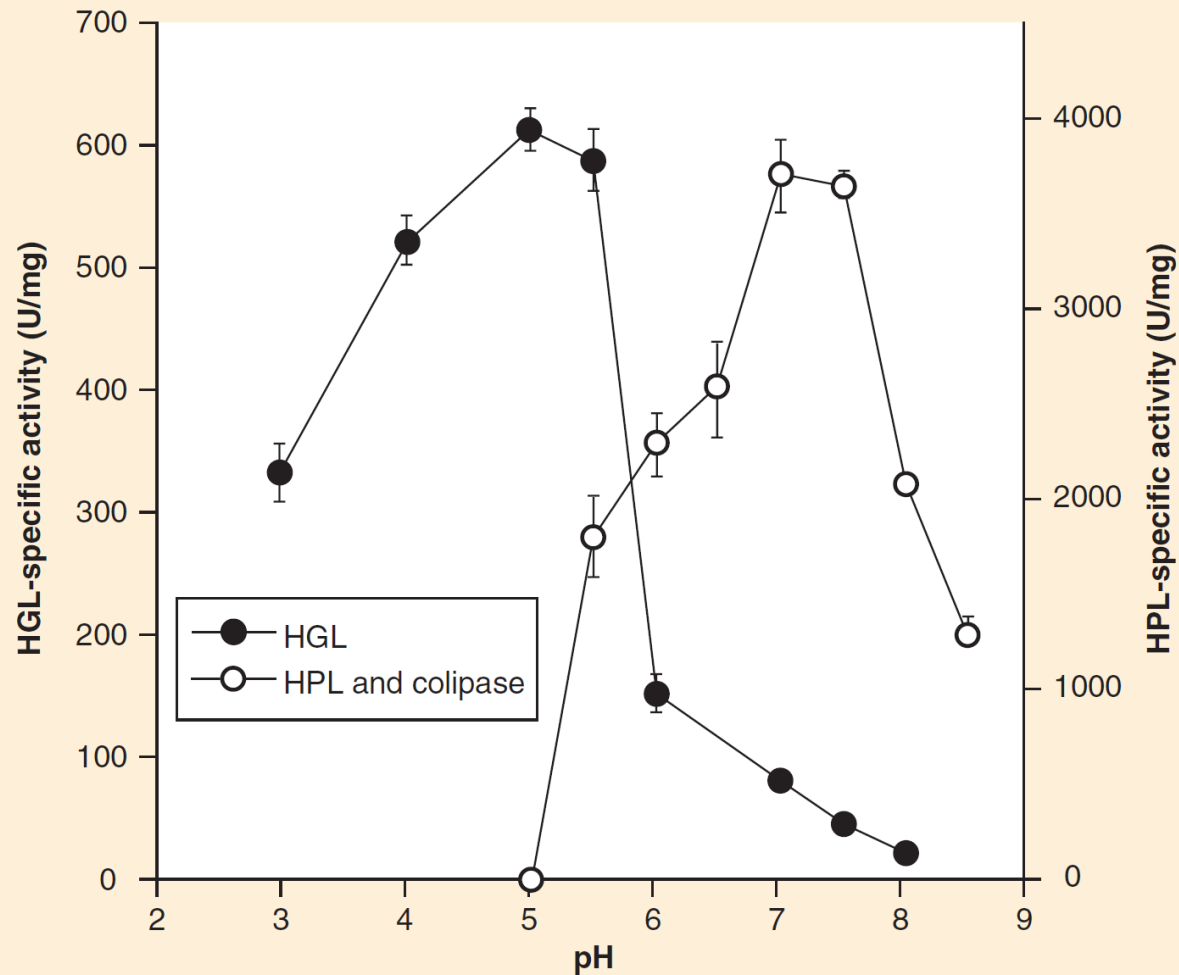


Figure 2. pH-dependent specific activities of human gastric lipases and human pancreatic lipases on long-chain triacylglycerols substrates.

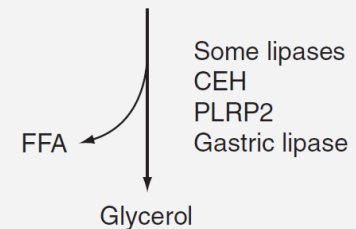
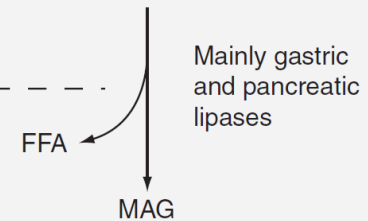
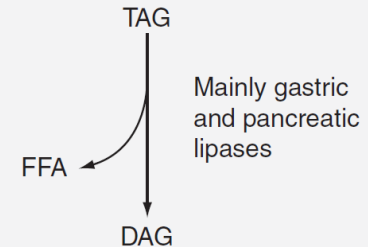
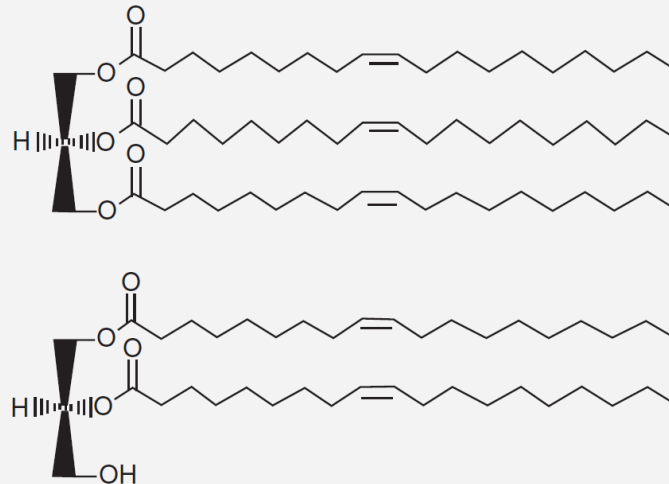
The activity of purified HGL was measured using 30% Intralipid™ (soybean oil emulsified with egg lecithins) as a substrate. The activity of purified HPL and colipase was measured using olive oil emulsified with gum Arabic as a substrate. Both assays were performed in the presence of a micellar concentration of bile salts (4-mM sodium taurodeoxycholate).

HGL: Human gastric lipase; HPL; Human pancreatic lipase.

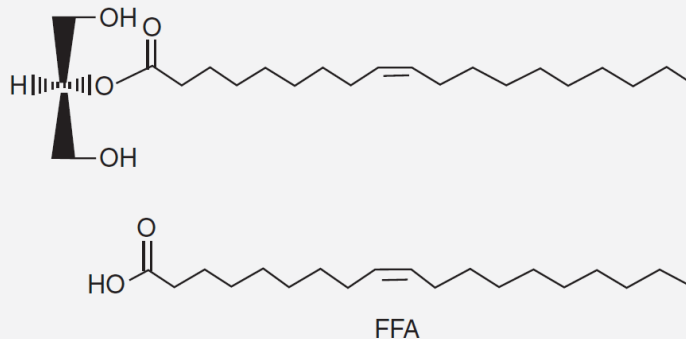
Enzymatic lipolysis of triacylglycerols by digestive lipases

Small classification

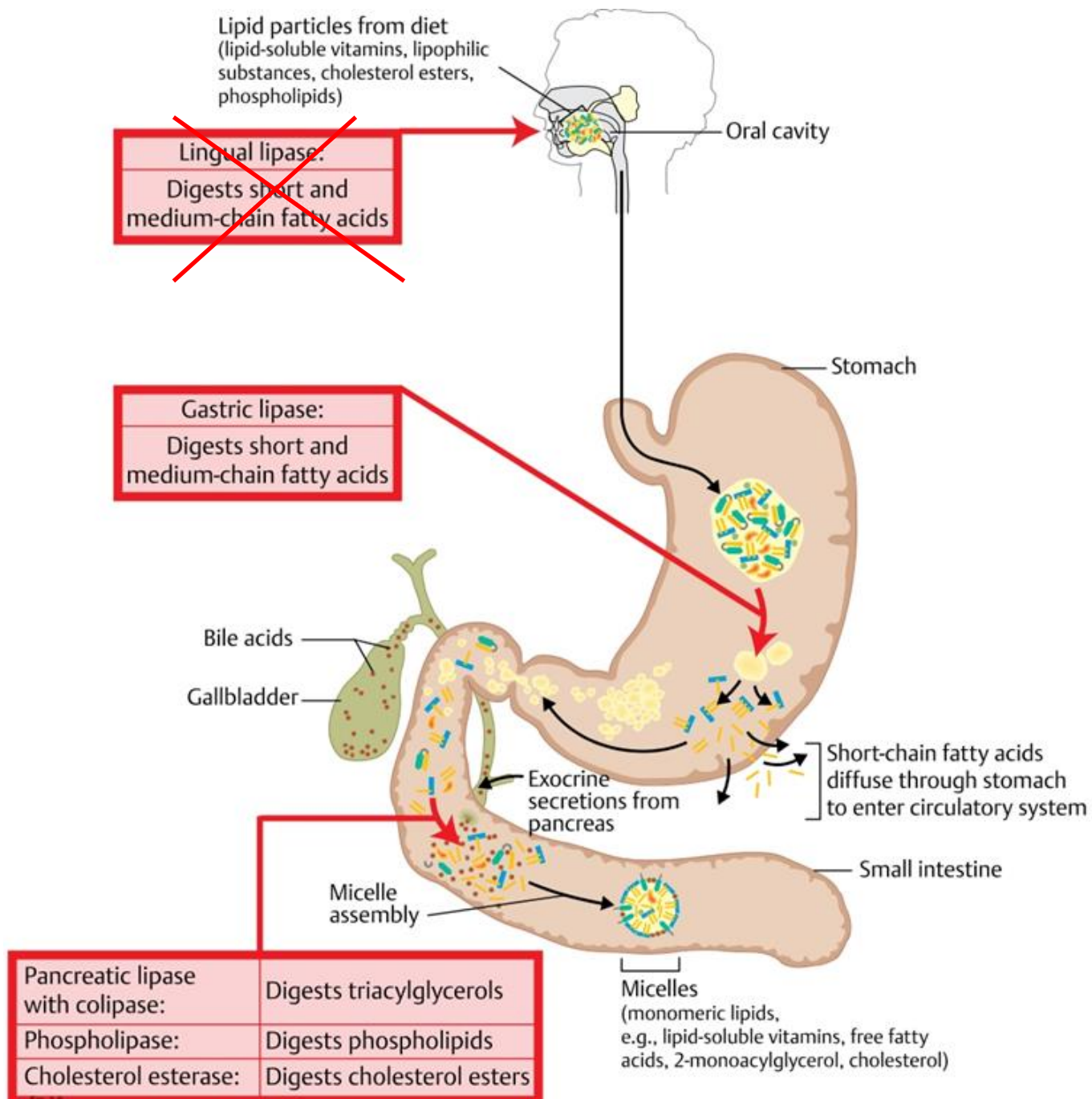
Class I insoluble, non-swelling, amphiphilic lipids
 Separated lipid phase
 oil-in-water emulsion
 weak interaction with water
 (including non-ionized FFA)



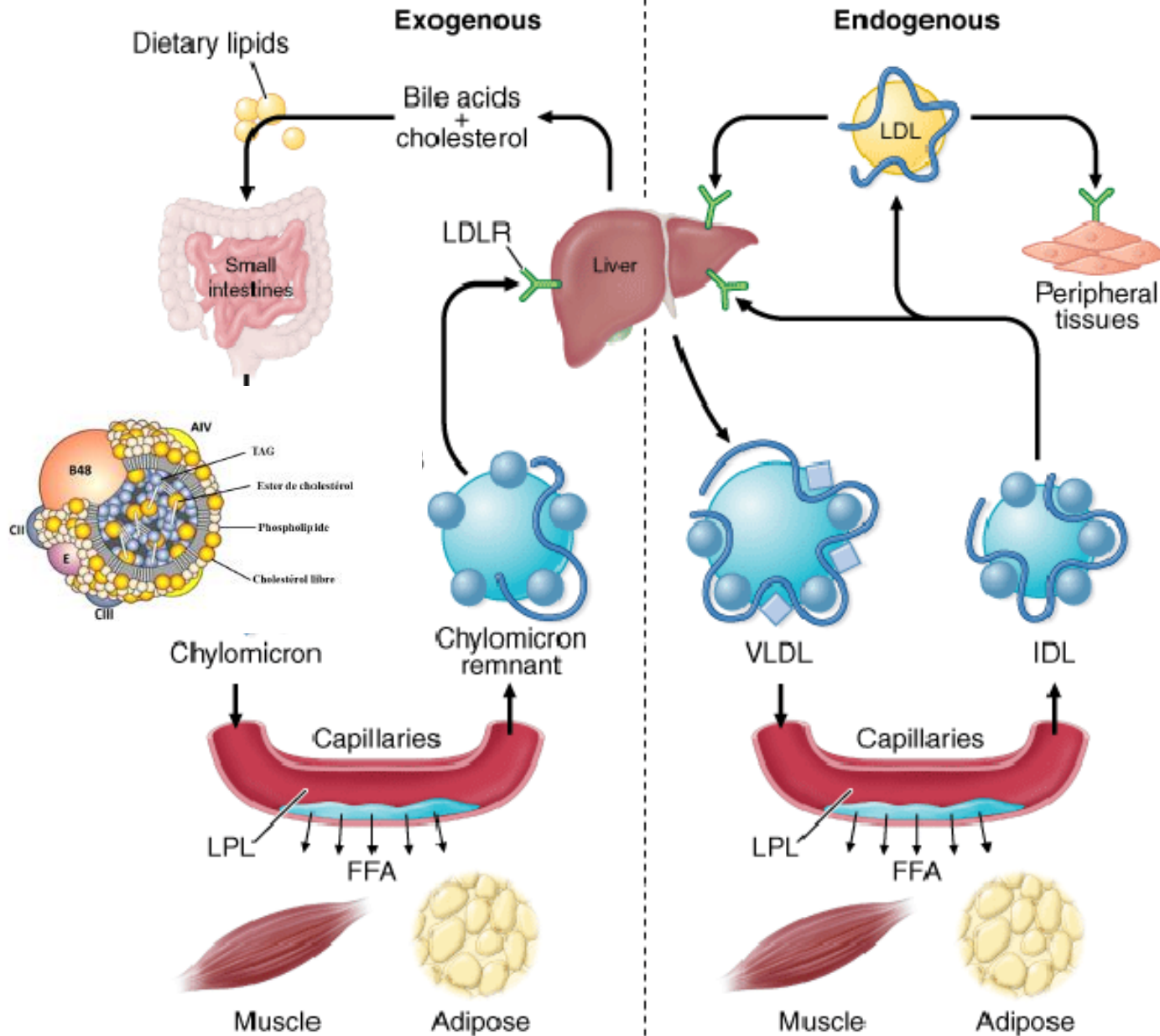
Class II insoluble, swelling, amphiphilic lipids
 Lamellar structures and micelles,
 higher interaction with water
 (including FFA soaps)



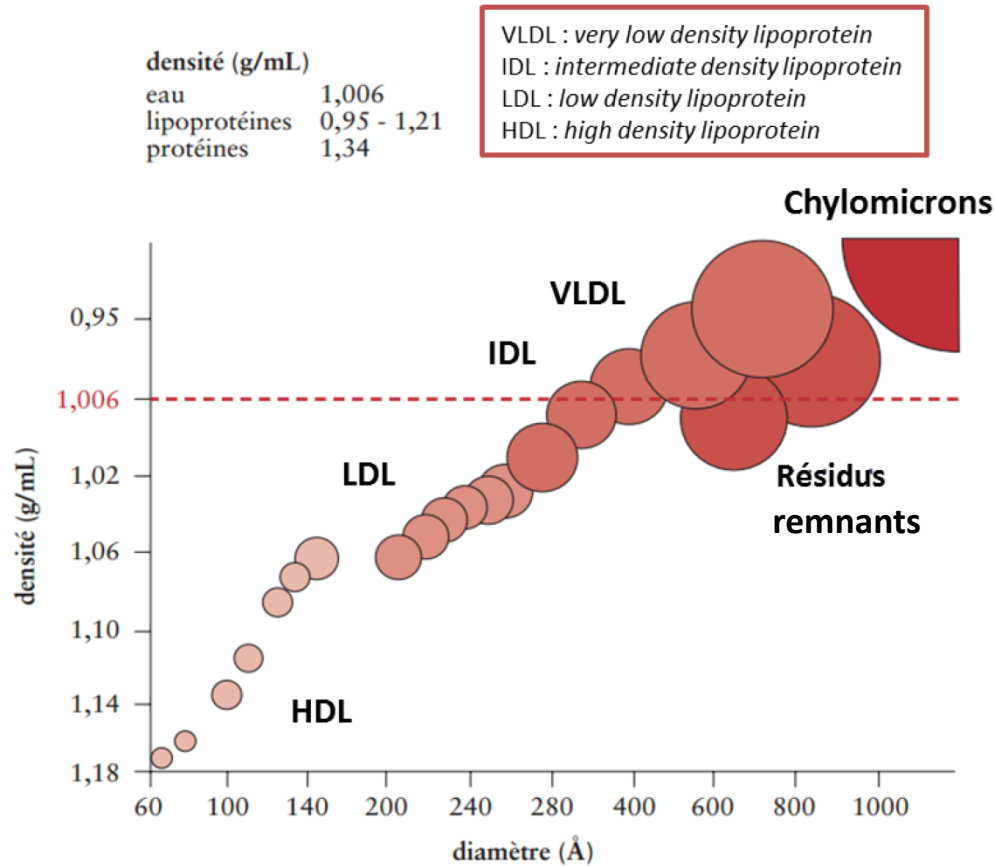
CEH: Carboxyl ester hydrolase; DAG: Diacylglycerol; FFA: Free fatty acids; MAG: Monoacylglycerol; PLRP2: Pancreatic lipase-related protein 2; TAG: Triacylglycerol.



Metabolism of chylomicrons and lipoproteins



Relation between size and density of different lipoproteins



Main part played by oil in food ?

Nutritional

- Energy (**9 kcal/g**), digestibility of Triglycerides **98 %**
- Essential Fatty acids (linoleic acid LA $\omega 6$ et α -linolenic acid ALA $\omega 3$)

These two fatty acids (FA) are said essential car human can not synthesize them and they have to be brought by diet

Omega-6
Polyinsaturated
oils, flax, corn,
safflower

4 %



Omega-3
Balck current
(15%), flax
(85 %)

1 %

Main part played by oil in food ?

Nutritional

- Energy (**9 kcal/g**), digestibility of Triglycerides **98 %**
- Essential Fatty acids (linoleic acid LA $\omega 6$ et α -linolenic acid ALA $\omega 3$)

These two fatty acids (FA) are said essential car human can not synthesize them and they have to be brought by diet

Omega-6
Polyunsaturated
oils, flax, corn,
safflower

4 %



Omega-3
Balck current
(15%), flax (85 %),
hemp, colza, soya

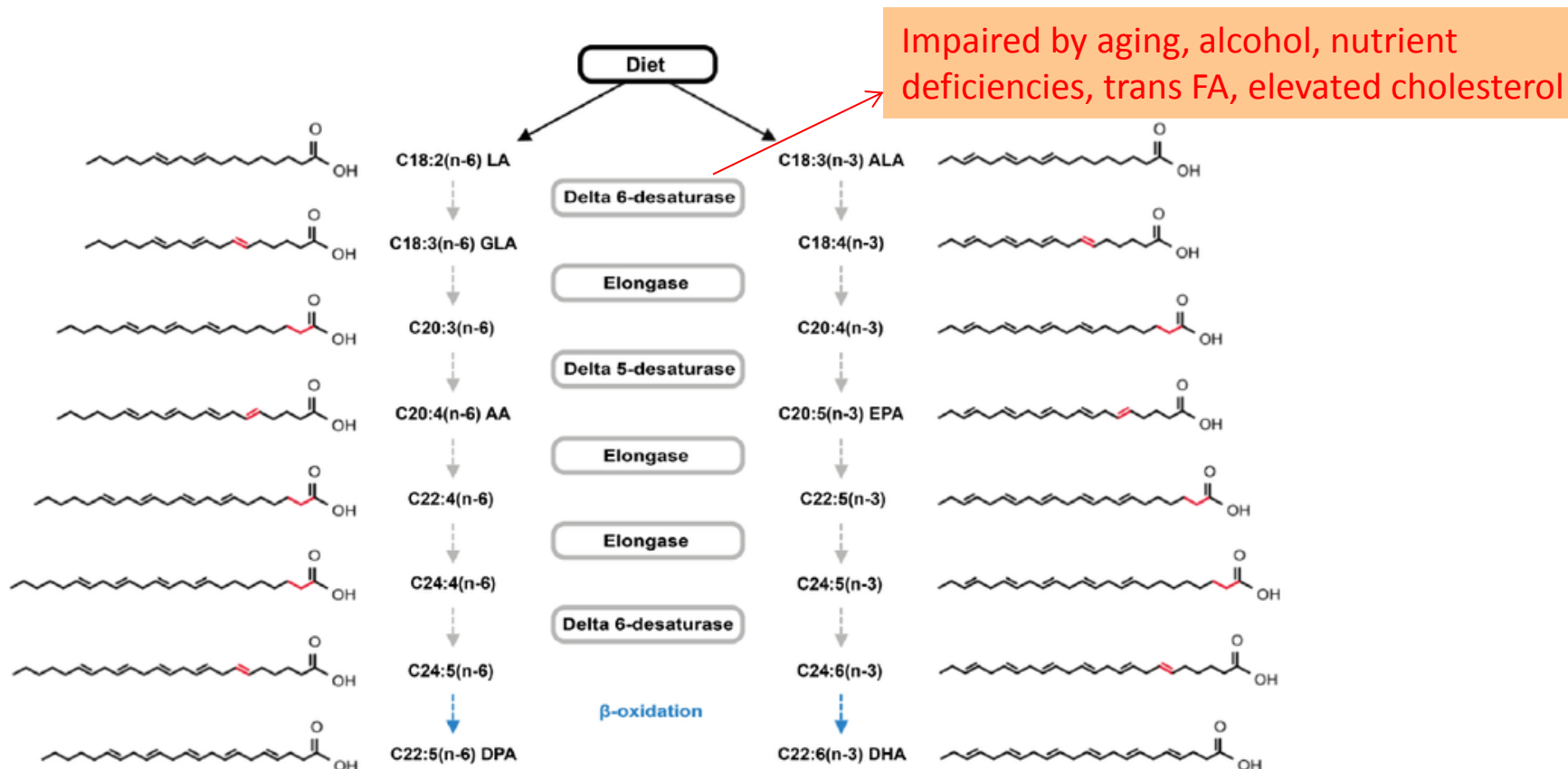
1 %



Main part played by oil in food ?

Nutritional

- Energy (**9 kcal/g**), digestibility of Triglycerides **98 %**
- Essential Fatty acids (acide linoleic acid $\omega 6$ et α -linolenic acid $\omega 3$)



Omega 6 and omega 3

These FA are involved in several central physiological processes:

Constitution and integrity of cellular membrane, good cardiovascular functions, cerebral functions, inflammatory and hormonal balances...

4 %



1 %

Respect $\omega 6/\omega 3 < 5$ - ANSES - saisine no 2006-SA-0359,
WHO 2003

Omega 6 and omega 3

The screenshot shows the ANSES website interface. At the top, there is a navigation bar with links for 'Accueil', 'L'Anses', 'Actualités', 'Espace presse', 'Agenda', 'Nos thématiques', 'Avis et publications', and 'Recherche et référence'. Below this, the main heading is 'Alimentation humaine'. On the left, a sidebar lists various topics: 'Hygiène des aliments & risques biologiques', 'Nutrition', 'Risques physico-chimiques', 'Eaux', 'Etudes et enquêtes alimentaires', and 'Rubrique Consommateurs'. The main content area features the article 'Les acides gras oméga 3'. The article text explains that omega-3 fatty acids are essential polyunsaturated fats that the body cannot produce and must be obtained from food. It mentions that the body can synthesize other omega-3s from ALA, but the conversion to DHA is inefficient. It also lists sources of omega-3s, such as certain plants (walnuts, flaxseed) and animals (fatty fish like salmon, tuna, mackerel, sardines, anchovies). On the right side of the article, there is a small image of a carton of brown eggs and a sidebar menu for 'Composition nutritionnelle des aliments' with options for 'Glucides', 'Protéines', 'Lipides', 'Recommandations nutritionnelles', 'Oméga 3', 'Acides gras trans', and 'Vitamines'.

anses
alimentation, environnement, travail

Agence nationale de sécurité sanitaire
de l'alimentation, de l'environnement et du travail

Accueil | L'Anses | Actualités | Espace presse | Agenda | Nos thématiques | Avis et publications | Recherche et référence

Alimentation humaine

- Hygiène des aliments & risques biologiques
- Nutrition
- Risques physico-chimiques
- Eaux
- Etudes et enquêtes alimentaires
- Rubrique Consommateurs

Les acides gras oméga 3

Les acides gras oméga 3 appartiennent à la famille des acides gras (lipides) polyinsaturés. Ils sont dits « essentiels » car nécessaires au bon fonctionnement de l'organisme des cellules.

Le précurseur de cette famille, l'acide alpha-linolénique (ALA), est dit indispensable car il est nécessaire au développement et au bon fonctionnement du corps humain, mais que notre corps ne sait pas le fabriquer. Il doit donc obligatoirement être apporté par notre alimentation. A partir de ce composé, l'organisme synthétise d'autres acides gras oméga 3, notamment les acides eicosapentaénoïque (EPA) et docosahexaénoïque (DHA). Cependant, la conversion de l'ALA en DHA est trop faible pour couvrir les besoins en DHA, ce dernier est donc également considéré comme indispensable et doit être apporté par l'alimentation.

Où trouve-t-on les acides gras (AG) oméga 3 ?

Les aliments les plus riches en oméga 3 proviennent de certains **végétaux terrestres** (la noix, l'huile de colza, de soja, de lin, etc.) et de certains **animaux marins** (les poissons gras comme le saumon, le thon, le maquereau, le hareng, la sardine et l'anchois, etc.)



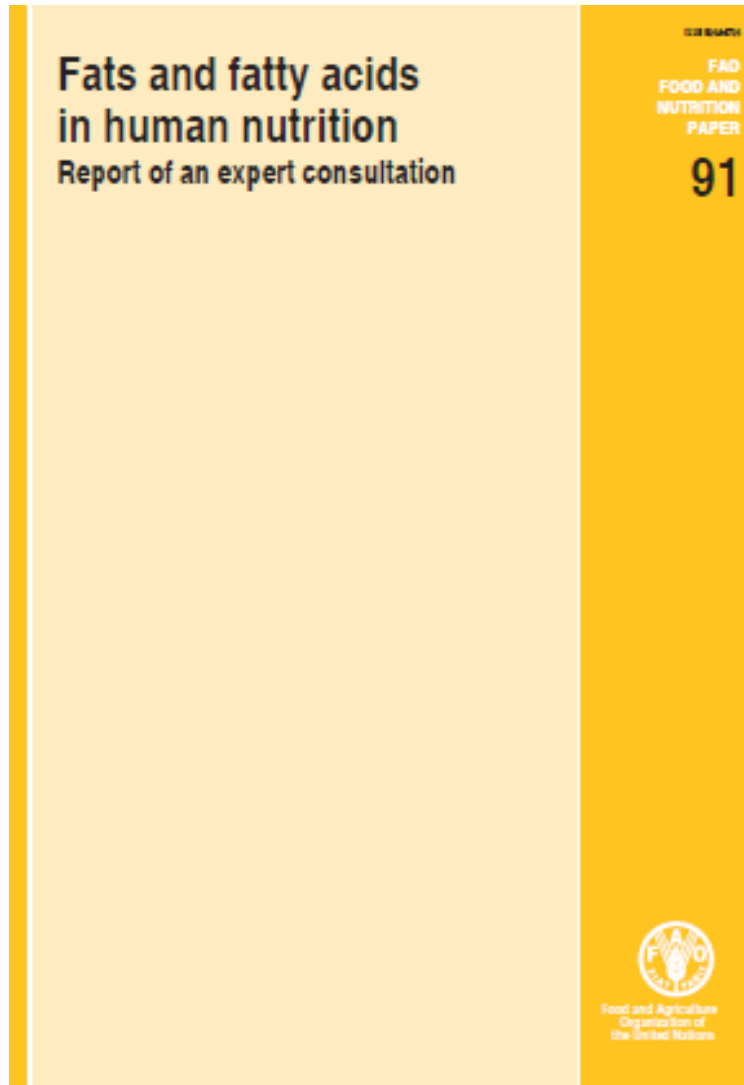
Composition nutritionnelle des aliments

- Glucides
- Protéines
- Lipides

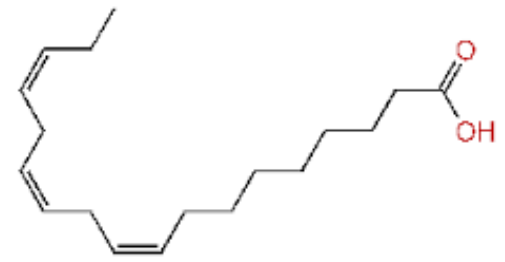
Recommandations nutritionnelles

- Oméga 3
- Acides gras trans
- Vitamines

Omega 6 and omega 3



Omega-3



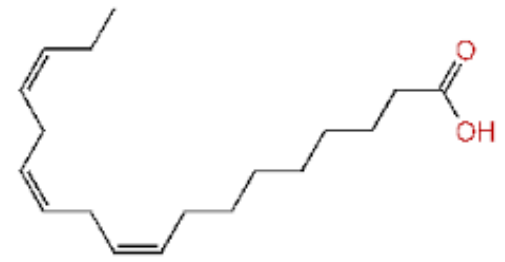
When elongated give birth to highly unsaturated FA and cellular messangers **eicosanoïds**

Postive effects

- composition of cell membranes
- Several biochemical process of organism : regulation of blodd pressure, vessels elasticity, immune and anti-inflammatory reactions, blood platelets agregation.

Eicosapentaenoïc (EPA) and docosahexaenoïc acids - (DHA) : present in marine products and more specifically in fatty fish (salmon, herring, tuna, mackerel, sardine...), .

Omega-3



When elongated give birth to highly unsaturated FA and cellular messengers **eicosanoïds**

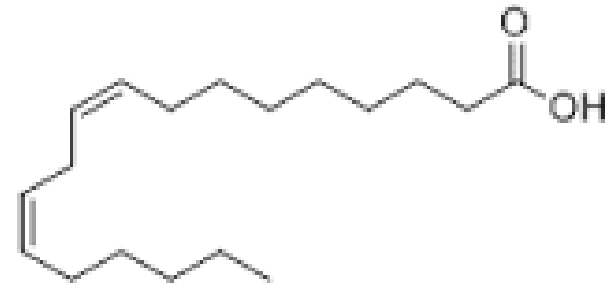
Potential health effects (ANSES, WHO)

- **Compulsory for development and functions of retina, brain and nervous system => specific requirement during gestation, breastfeeding and infancy**
- **- CV effects, can contribute to lower BP in hypertensive, decrease TAG in blood, in people presenting CV pathology can reduce morbidity and mortality WHEN COMBINED with balanced diet/physical activity**

EPA/DHA:

- **cerebral functions and aging. Positive effect on maintaining mental health (depression, demence, Alzheimer disease)**
- **Prevention of age-related macular degeneration (AMD)**

Omega-6



Play an important part in good functioning of **nervous, cardiovascular and immunitary systems and nerveux**, are central in allergic reactions, inflammatory reactions and healing processes.

Consummed in exces, omega-6 FA can :

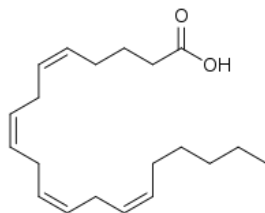
- impair the beneficial health effects of oméga-3, notably with regards to **CV protection**.
- Induce **pains** and **inflammatory illnessess** such as **asthma** and **arthritis**.

- ++ present in modern food diet: **maize, sunflower, soya, carthame, grapeseed oils**, etc.
- Minimal biological need in LA ~ 2 % TEI, which corresponds roughly to 4,4 g/j for a total intake of 2000 Kcal/j. **ANSES => ANC à 4 % of TEI.**

Gamma-linolenic acid (GLA, C18:3 cis 6,9,12) not to be confused with ALA (C18:3 cis 9,12,15), is synthesized by body from LA (**C18:2 cis 9,12**) under the action of Delta-6 desaturase.

- But **conversion can get LIMITED by**: excessive consumption of cholesterol and of « bad fat » (trans, saturated, etc.), alcohol, aging, diabetes...
- Food product, direct source of GLA: **borage oil (24 %), evening primrose oil (8 %), blackcurrent oil (18 % d'AGL) and spiruline.**

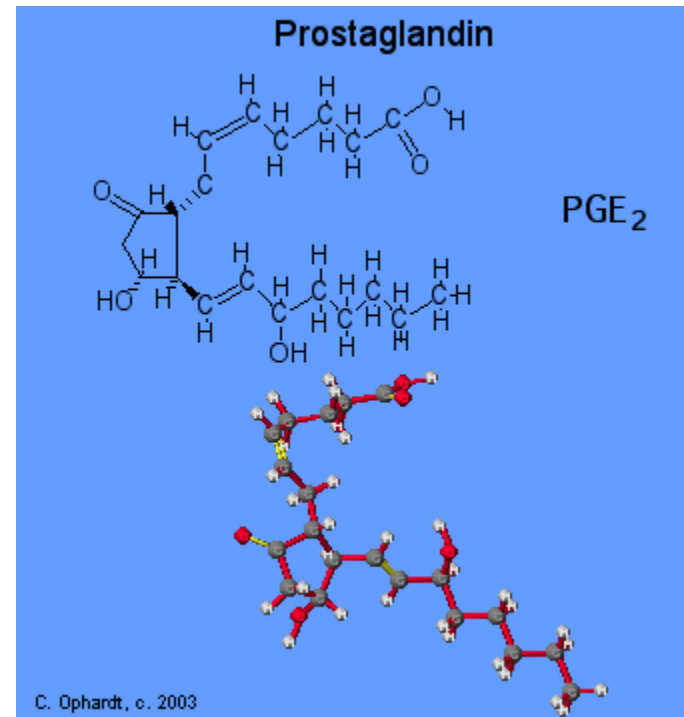
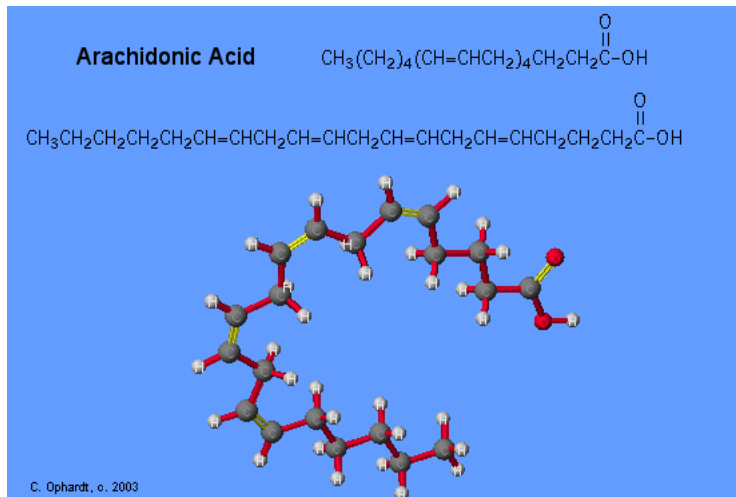
Arachidonic acid (AA, C20:4, w6). Present in PL (PE, PC, PI) in liver, muscle, brains. Key inflammatory intermediate, vaso-dilator. Egg yolk is a direct source



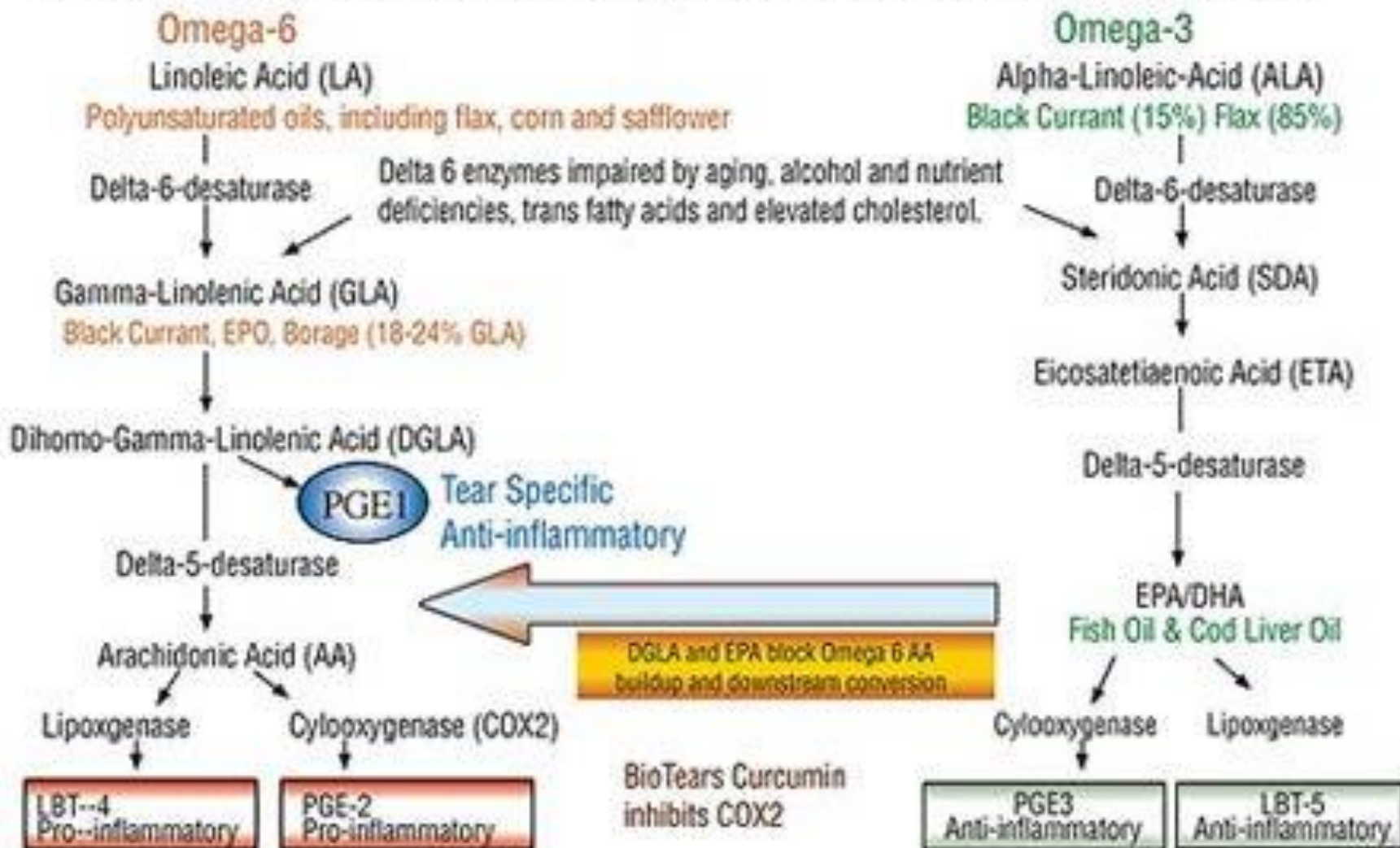
Main part played by oil in food ?

Nutritional

- Energy
- Essential Fatty acids
- Precursors of prostaglandins, thromboxans, prostacycline, leucotrienes
(= eicosanoids)



Metabolic Pathways of Omega-3 and Omega-6 Fatty Acids



Brief history of lipid nutritional recommendations



1957. The 'seven country studies'. Keys et al. JAMA. 164:1912-1919.

→ apparent link between consumption of saturated fat, cholesterol and CV

Brief history of lipid nutritional recommendations

1916

First American food guide 5 groups : 1) meat, milk, other ; 2) cereales, others ; 3) fruits and vegetables ; 4) lipids ; 5) sugar. Lipids \leq 30 % total

1957

The 'seven country studies'. Keys et al. JAMA. 164:1912-1919. apparent link between saturated fat consumption and CV pbs

1977

Dietaries goals for the USA. Fat and saturated FA => main nutritional risk factors that could induce chronic illnesses and CV risk (lipides **40 => 30** and AGS de 16 à 10 %)

Substitution of lipids by carbohydate => prevalence of overweight/ obesity in USA 70.7 % (**2013–2014 NHANES Data**)

2010

Re-assesment of RDA for lipids / ANSES

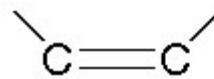
2014

Relative international consensus for total lipids ~ 35 % calories / limits for SFA but (Lamarche & Couture. 2014.39:1409-1411)
ANSES, 2010 : 35-40%

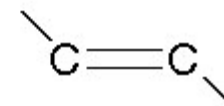
Brief history of lipid nutritional recommendations

Fatty acids	RDA (% TEI)		% TFA
essential	LA (C18:2, ω6)	4 %	10-12 %
	ALA (C18:3, ω3)	1 %	2.5-3 %
	Docosahexaenoic acid, DHA (C22:6 ω3)	250 mg	
	Eicosapentaenoic acid, EPA (C20:5 ω3)	250 mg	
Non essential	Lauric + myristic + palmitic FA	≤ 8 %	20-23 %
	Total saturated FA	≤12 %	30-34 %
	Oleic FA (C18:1, ω9)	15-20 %	38-50 %

FA trans < 1% TEI



Liaison "cis"
boat



Liaison "trans"
chair

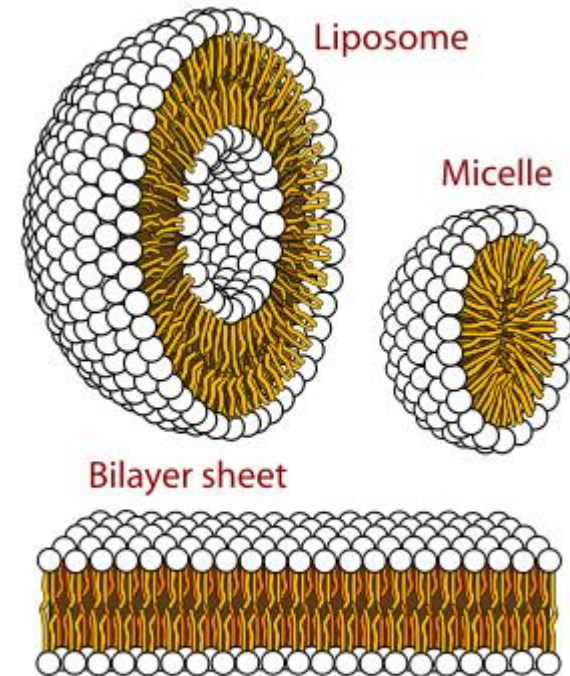
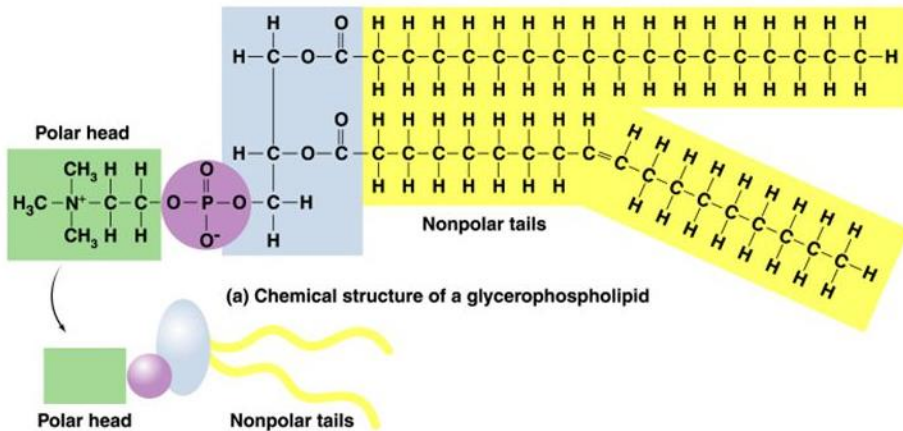


2010. Re-assesment of RDA for FA / ANSES

Main part played by oil in food ?

Nutritional

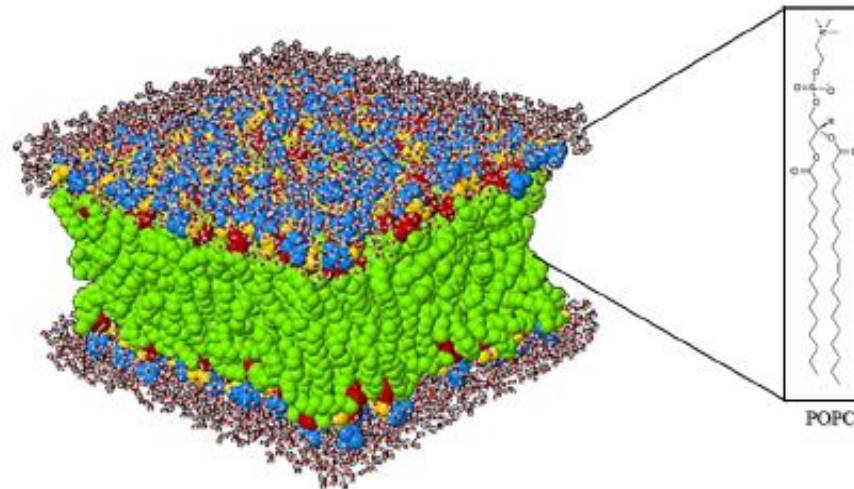
- Energy
- Essential Fatty acids
- Precursors of prostaglandins, thromboxans, prostacycline, leucotrienes (= eicosanoids)
- Membranar constituents



Main part played by oil in food ?

Nutritionnal

- Energy
- Essential Fatty acids
- Precursors of prostaglandins, thromboxans, prostacycline, leucotrienes (= eicosanoids)
- Membranar constituents

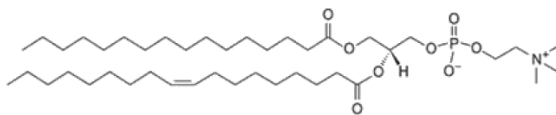


Simulation numérique représentant l'architecture d'une bicouche de 200 molécules de POPC (1-palmitoyl-2-oleoyl-phosphatidylcholine), en présence de molécules d'eau. Les acides gras sont colorés en vert, le glycérol en rouge, la partie phosphate en jaune et la choline en bleu. Les molécules d'eau apparaissent en bâtonnets.

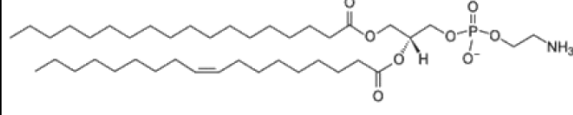
Main part played by oil in food ?

Nutritionnal

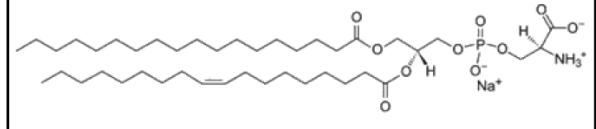
- Energy
- Essential Fatty acids
- Precursors of prostaglandins, thromboxans, prostacycline, leucotrienes
(= eicosanoids)
- Membranar constituents



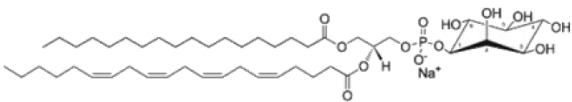
Phosphatidylcholine
(L- α -phosphatidylcholine)



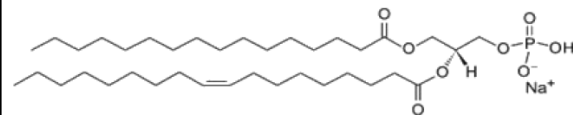
Phosphatidyléthanolamine
(L- α -phosphatidylethanolamine)



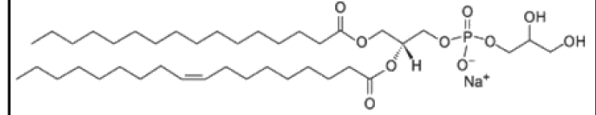
Phosphatidylsérine
(L- α -phosphatidylserine)



Phosphatidylinositol
(L- α -phosphatidylinositol)

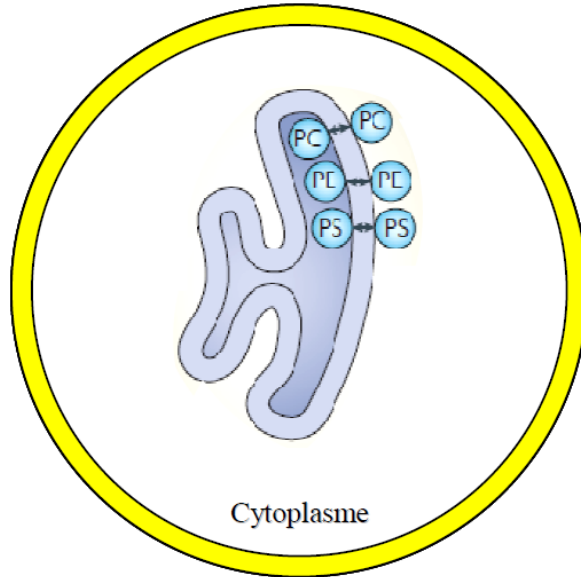


Acide phosphatidique
(L- α -acide phosphatidique)

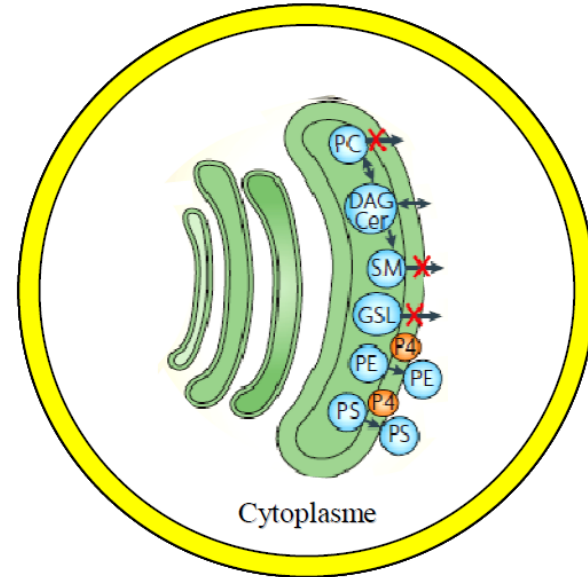


Phosphatidylglycérol
(L- α -phosphatidylglycérol)

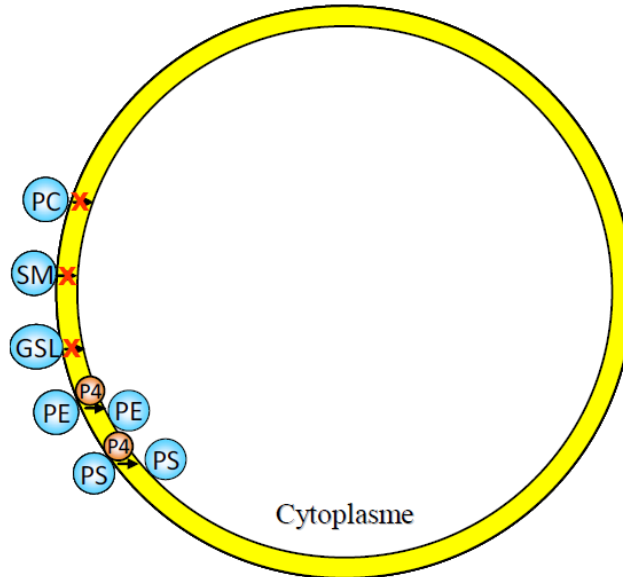
A. Réticulum endoplasmique



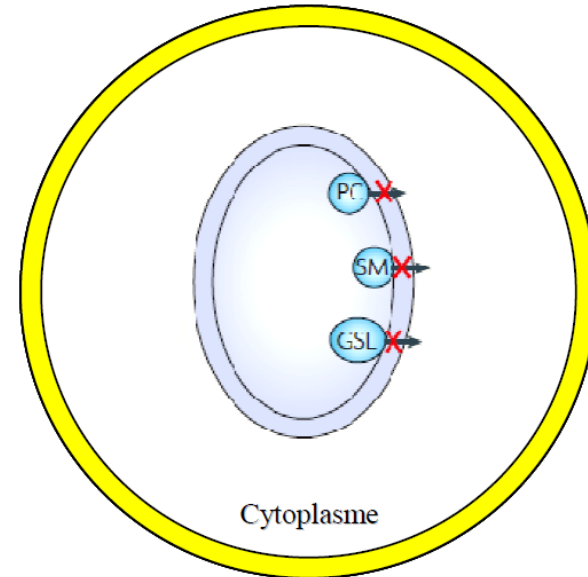
B. Golgi



C. Membrane plasmique



D. Endosomes



- SOURCES of PL**

TABLE I. Relative phospholipid composition (%) in different commercial sources of lecithin products^a

	Soya	Egg	Milk
PC	34	75	27
PE	21	15	25
PI	18	0,4	8
SM	0	1.5	24
PS	0.5	0	12
PA	9	0	0
Others	17.5	8.1	4

Burling et al. Inform 2009



Tons/an : **200 000**



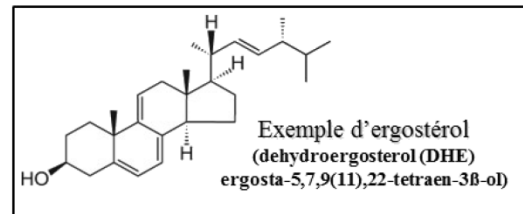
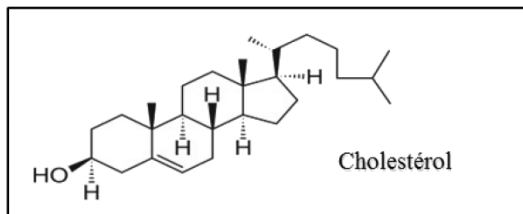
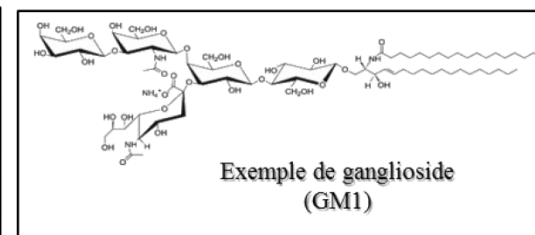
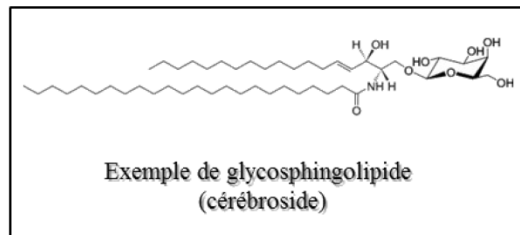
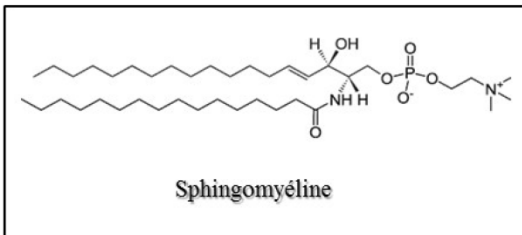
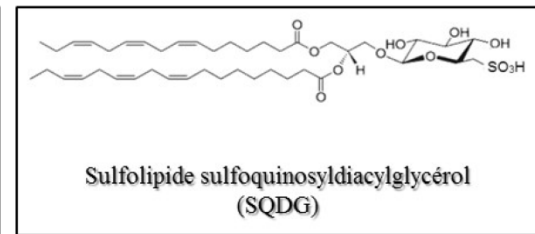
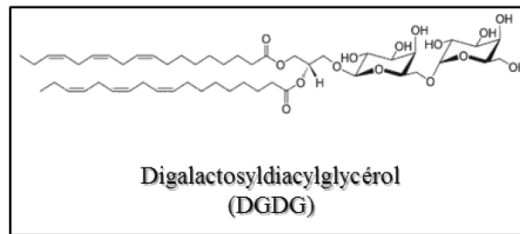
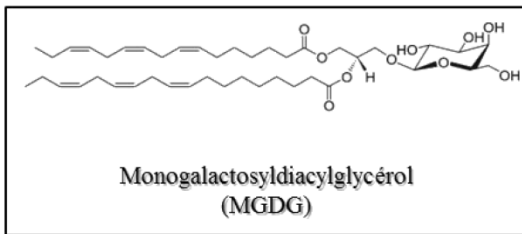
300



Main part played by oil in food ?

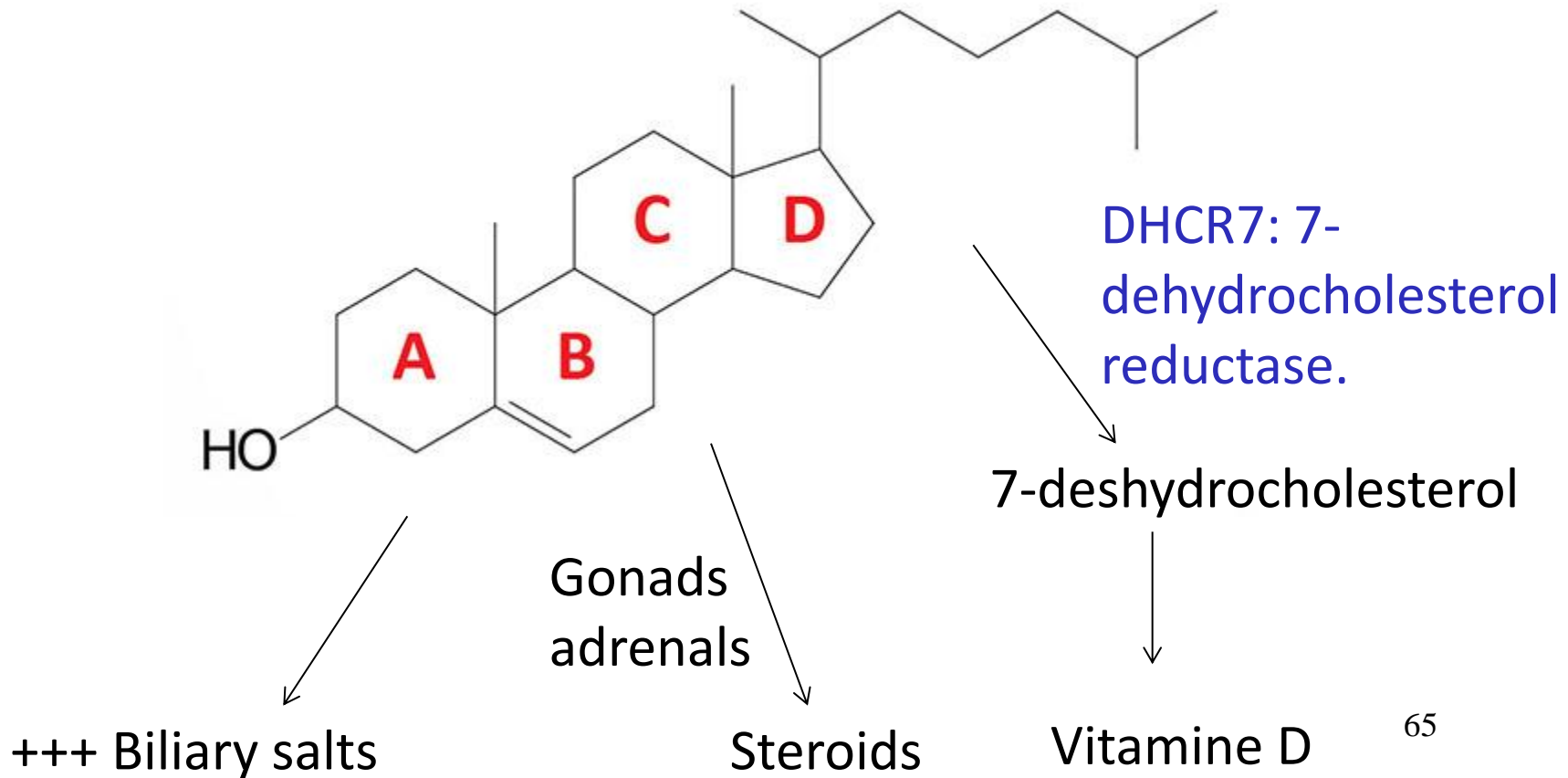
Nutritionnal

- Energy
- Essential Fatty acids
- Precursors of prostaglandins, thromboxans, prostacycline, leucotrienes (= eicosanoids)
- Membranar constituents



Cholesterol and cholesterol esters

Cholesterol is an extremely important biological molecule that has roles in membrane structure as well as being a precursor for the synthesis of the steroid hormones, the bile acids, and vitamin D



Cholesterol and cholesterol esters

De novo biosynthesis, 2/3 of total (liver and intestine), 1/3 dietary

Healthy adults synthesize cholesterol at a rate of ~1g/day, consumption 0.3 g/day. A relatively constant level of cholesterol in the blood (150–200 mg/dL) is maintained primarily by controlling the level of *de novo* synthesis.

3 distinct mechanisms of regulation:

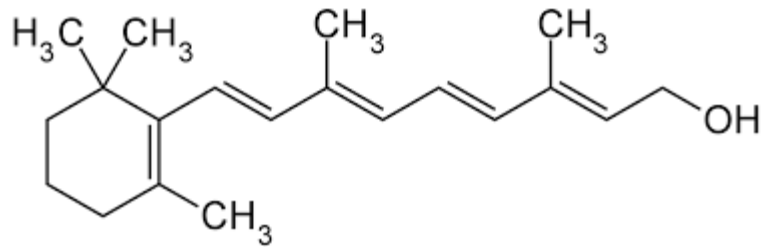
1. Regulation of Hydroxyméthylglutaryl-CoA réductase activity and levels (oxydoreductase statine target)
2. Regulation of excess intracellular free cholesterol through the activity of sterol O-acyltransferases, SOAT1 and SOAT2
3. Regulation of plasma cholesterol levels via LDL receptor-mediated uptake and HDL-mediated reverse transport (to liver).

Main part played by oil in food ?

Nutritional

- Energy
- Essential Fatty acids
- Precursors of prostaglandins, thromboxans, prostacycline, leucotrienes
(= eicosanoids)
- Membranar constituents
- Vector of vitamines (A, D, E, K)

Vitamin A



Main functions:

Visual: helping the eyes adjust to light changes, bone growth, tooth development, reproduction, cell division, gene expression, and regulation of the immune system. Hydration of skin, eyes, and mucous membranes of the mouth, nose, throat and lungs prevention of certain cancers.

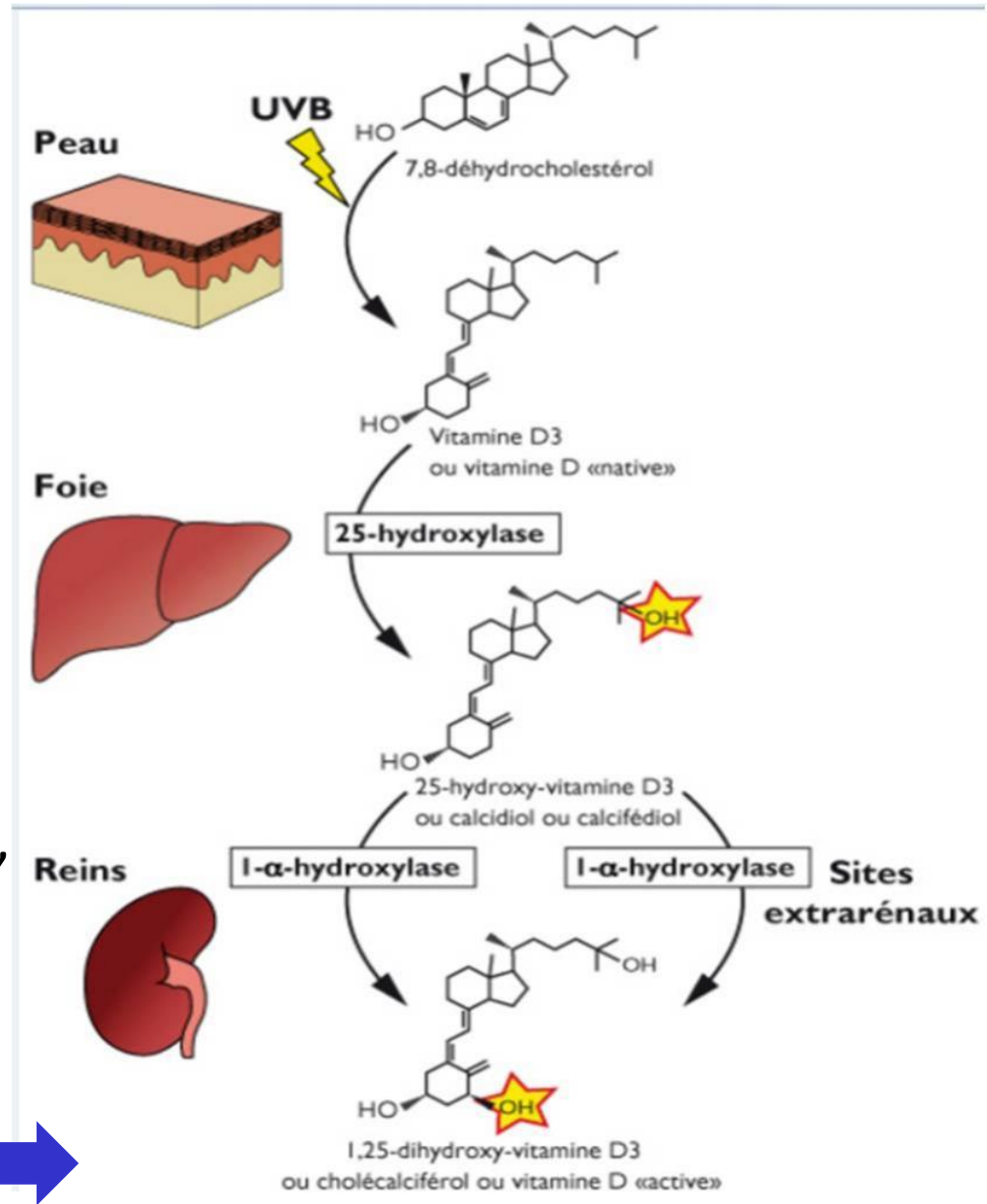
Recommended Dietary Allowance (RDA): 900 μg / day for adult males and 700 mcg/day for adult females, expressed μg of retinol activity equivalents (RAE). => body converts only a portion of betacarotene to retinol. 1 RAE = 1 μg of retinol = 12 μg beta-carotene.

Vitamin D

Main functions:

- use of calcium and phosphorous. ↗ amount of calcium absorbed from the small intestine and reabsorption by kidneys
- immunity and controlling cell growth.
- Children : bone development, teeth.

90 % of conversion
under UVB



Vitamin D

RDA:

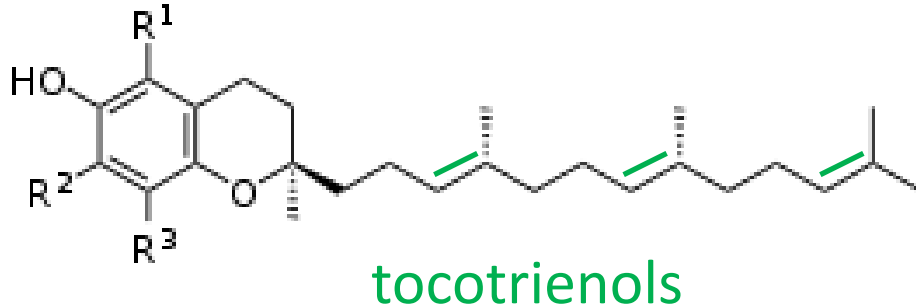
- 0-12 months 10 μg cholecalciferol (vitamin D3)
- From 12 months to 50 y =15 μg
- 20 μg = 800 International Units (IU), recommendation for maintenance of healthy bone for adults >50
- Special needs: exclusively breast-fed infants: Human milk 25 IU /L, Dark Skin, Covered and protected skin, illnesses (Fat malabsorption syndromes, inflammatory bowel disease (IBD), obesity)

10 % from food



Aliments	Vitamine D (UI)
Huile de foie de morue (une cuillère à soupe)	400 - 1 000
Saumon sauvage (100g)	800
Sardine (100g)	300
Maquereau (100g)	250
Thon (100g)	230
Saumon d'élevage (100g)	200
Lait enrichi en vitamine D (un grand verre)	100
Jaune d'œuf	20

Vitamin E: Tocopherol



R1	R2	R3	Name
CH3	CH3	CH3	α -tocopherol
CH3	H	CH3	β -tocopherol
H	CH3	CH3	γ -tocopherol
H	H	CH3	δ -tocopherol

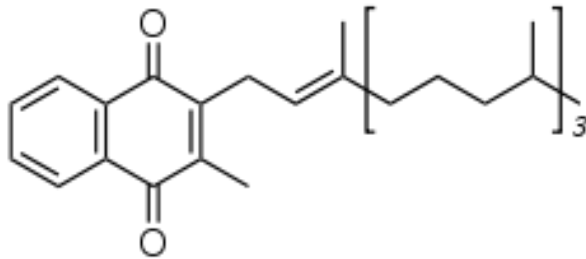
Main functions:

antioxidant, and protecting vitamins A and C, red blood cells, and essential fatty acids from destruction

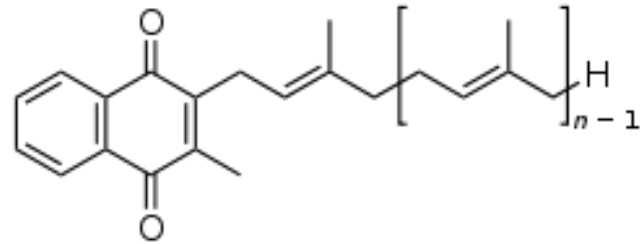
Recommended Dietary Allowance (RDA):

- males and females >14, 15 μg of alpha-tocopherol per day.
 - Expressed in the most active and used form => alpha-tocopherol.
- 1 mg alpha-tocopherol=1.5 International Units (IU).

Vitamin K:



vitamine K1 (phylloquinone)



vitamine K2 (ménaquinones)

Main functions:

- Blood clotting, naturally produced by the bacteria in the intestines,
- bone health
- post-translational modification of proteins for blood, bones, and kidneys.

Recommended Dietary Allowance (RDA):

- males and females >18, resp. 120 and 90 μg of Vit K
- Highly dependent on age, 0-6 mo 2 μg , 6-12 mo 2.5 μg

A common controversial subject

Nutritional aspect of palm OIL



Nutritionnal aspect of palm OIL

- Concrete oil. Solid at ambient temperature since rich in SFA

Acides gras saturés	45-55
Acide laurique C12:0	< 0,5
Acide myristique C14:0	0,5 – 2
Acide palmitique C16:0	39,5 – 47,5
Acide stéarique C18:0	3,5 – 6
Acides gras monoinsaturés	38-45
Acide oléique C18:1n-9	36 – 44
Acides gras polyinsaturés	9-12
Acide linoléique C18:2n-6	9 – 12
Acide α linoléique C18:3n-3	< 0,5


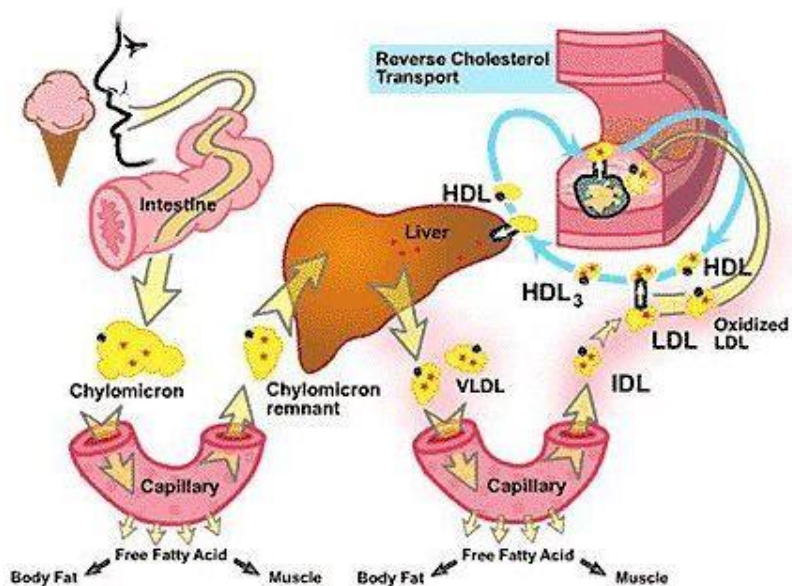
- Palmitic acid dominant : group atherogenic in exces with lauric and myristic ≤ 8 % TEI (total saturated ≤ 12 % TEI)
- Only 11 % of palmitic in central sn-2 position, less absorbed in external position

Nutritional aspect of palm OIL

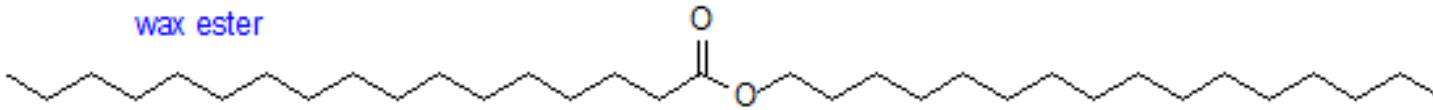


Felipe, José Herrera

- Increase of cholesterol LDL (less than coprah oil) and less of HDL
- Moderate effect on plasma lipids can be explained by minor compounds : E vitamin E, carotenoides, phytosterols, phenolic compounds.



wax ester

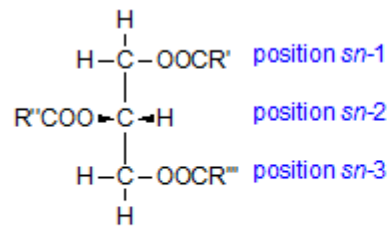


3. BIOCHIMIE and ANALYSIS OF LIPIDS

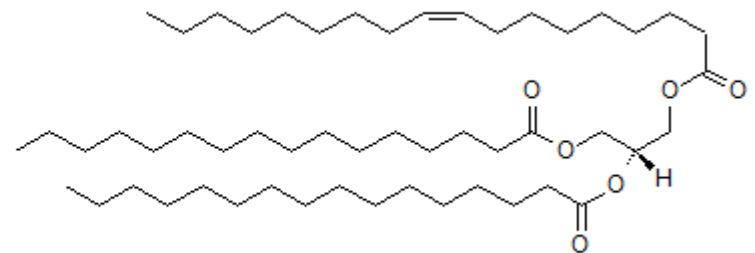
$\text{CH}_3(\text{CH}_2)_{14}\text{COOH}$



hexadecanoic (palmitic) acid

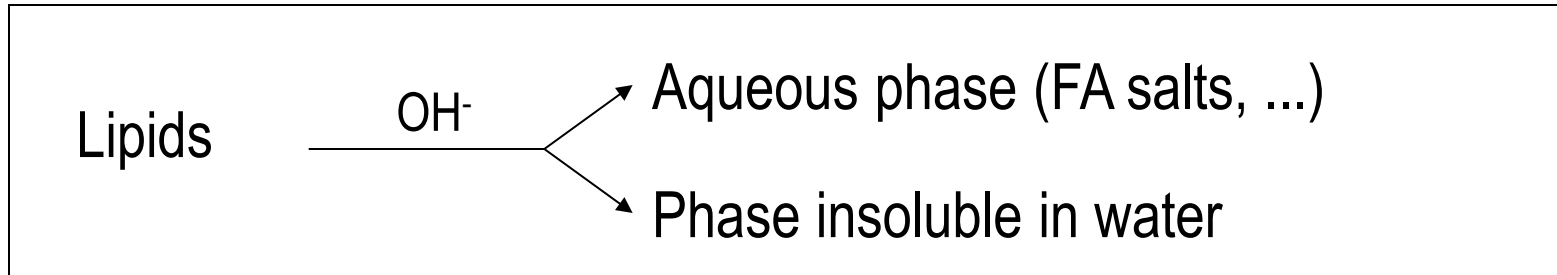


Fischer projection of a triacyl-*sn*-glycerol



1,2-dihexadecanoyl-3-(9Z-octadecenyl)-*sn*-glycerol 76

LIPID FRACTION

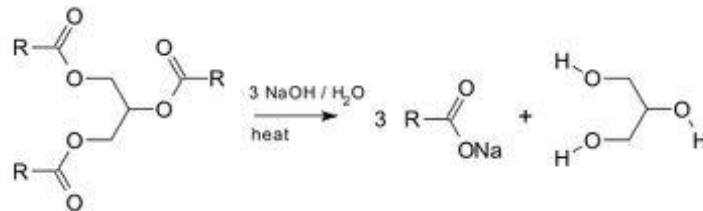


Saponifiables

- Glycerides (>90%)
 - TAG
 - DAG
 - MAG
- Free FA
- Phospholipids
- Waxes, cutins

Unsaponifiables

- Hydrocarbures
- Dérivés terpeniques (sterols, carotenoïds, liposolubles vitamins)
- Pigments (chlorophylles, ...)



Shea butter



→ 90 % saponifiable

→ 10 % unsaponifiable

What about cocoa butter ?

ANNEX I

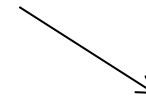
SALES NAMES, DEFINITIONS AND CHARACTERISTICS OF THE PRODUCTS

A. SALES NAMES AND DEFINITIONS

1. **Cocoa butter**

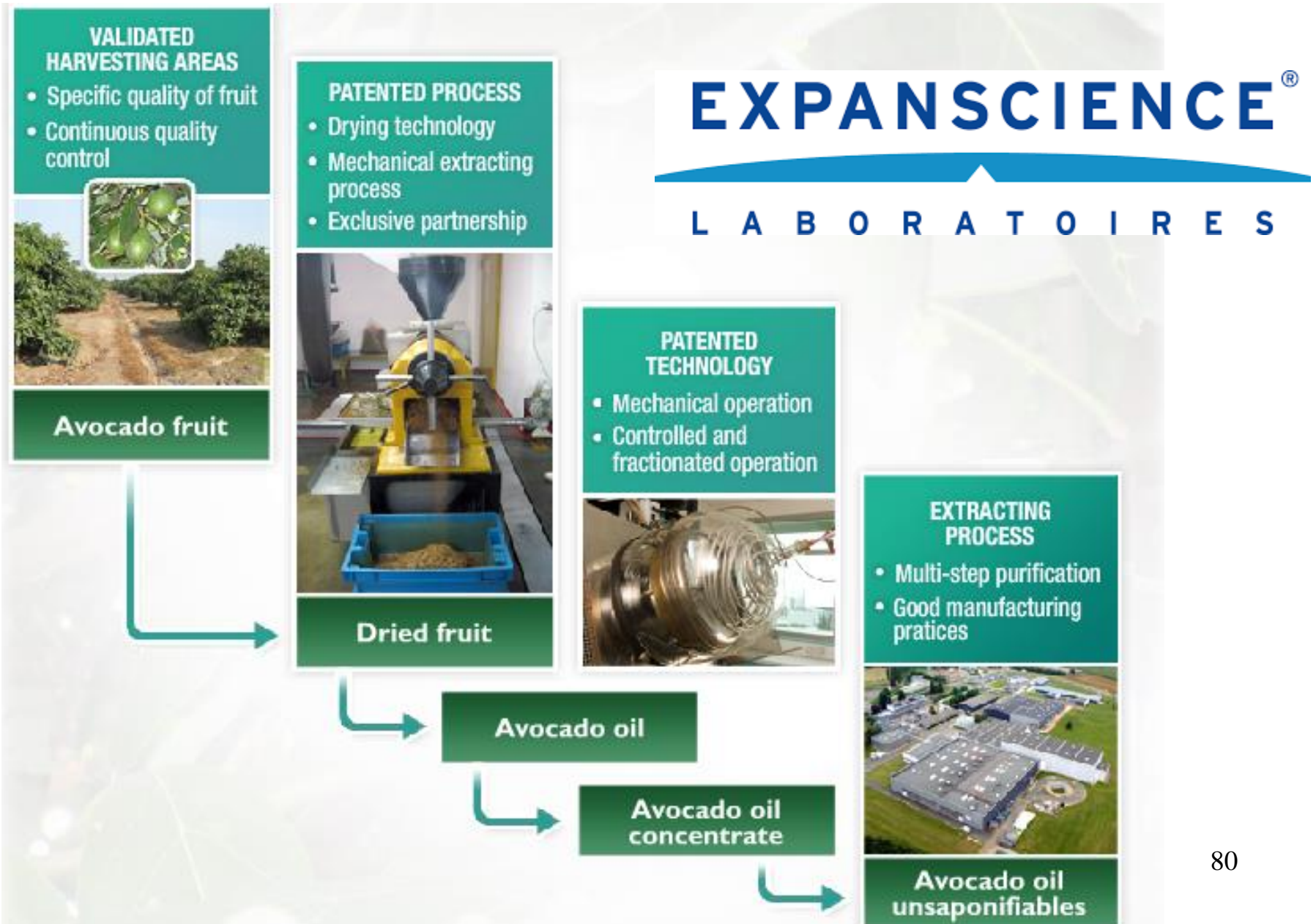
designates the fat obtained from cocoa beans or parts of cocoa beans with the following characteristics:

- free fatty acid content
(expressed as oleic acid): not more than 1,75 %
- unsaponifiable matter
(determined using petroleum ether): not more than 0,5 %, except in the case of press cocoa butter, where it shall not be more than 0,35 %



MAX 0.5 %

Unsaponifiable concentrate for pharmaceuticals and dermatological applications



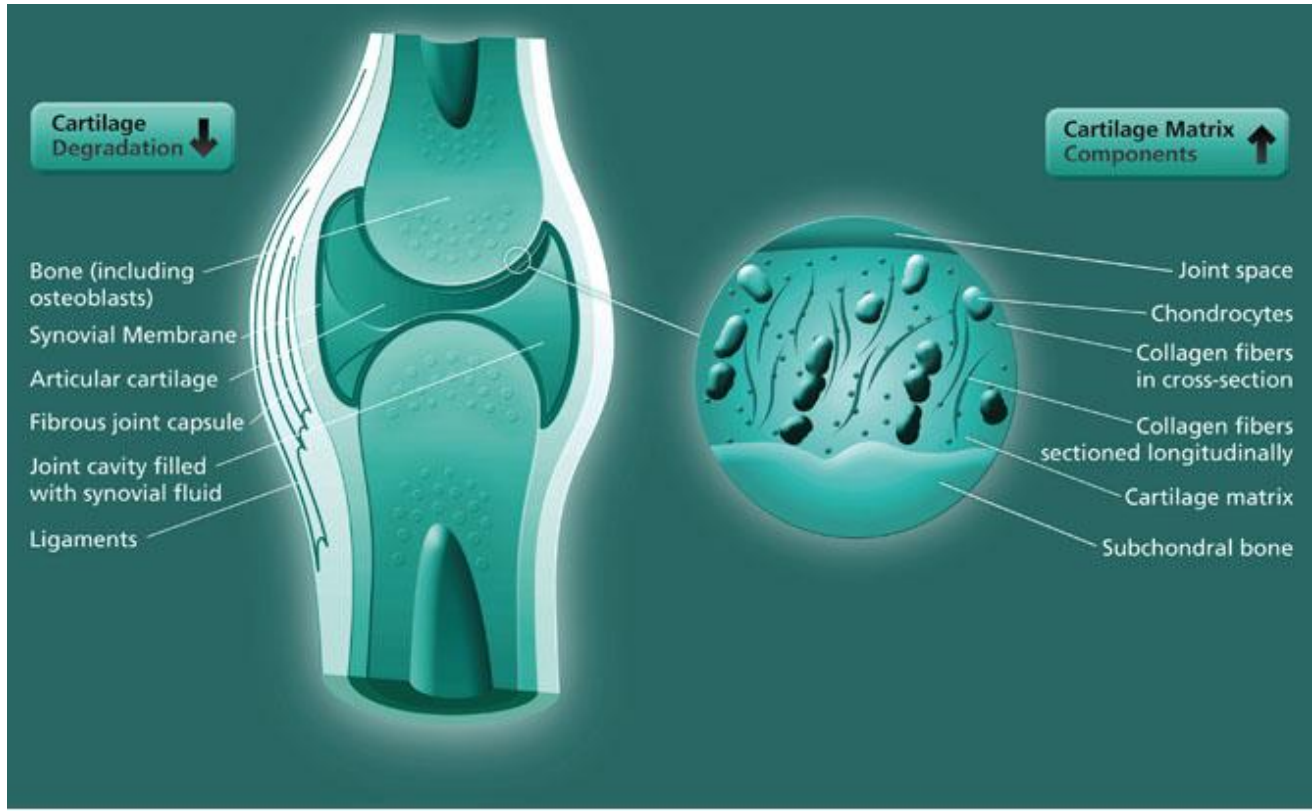
Unsaponifiable concentrate for pharmaceuticals and dermatological applications



Very controlled supply chain, green chemistry and bioraffinery
For high VA niche markets

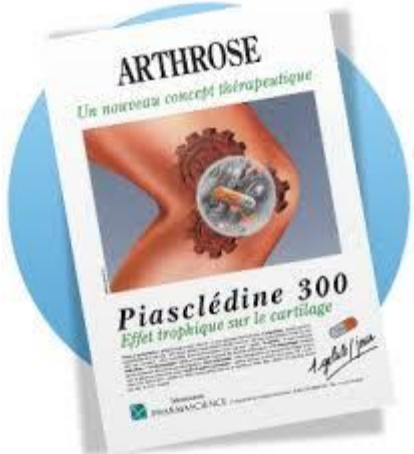
A graphic for Avocado Perseose. It features a light green background. In the center, there is a stylized drop shape. The left side of the drop is a white silhouette of a baby's head in profile, facing left. The right side of the drop is a green avocado cross-section. Below the drop, the text reads: "AVOCADO PERSEOSE®" in a bold, green, sans-serif font. Underneath that, "A NEW GENERATION OF SKIN PROTECTION" is written in a smaller, green, sans-serif font. At the bottom, the tagline "New ally of your baby's skin." is written in a green, italicized, serif font.

AVOCADO PERSEOSE®
A NEW GENERATION OF SKIN PROTECTION
New ally of your baby's skin.



Potential functions of ASU Expanscience on cartilage homeostasis

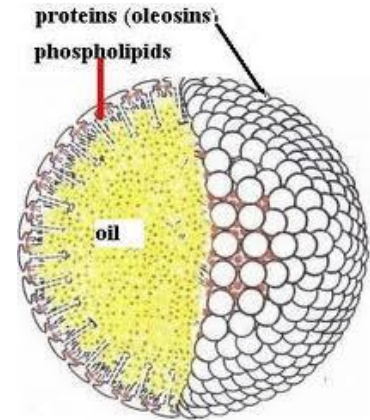
www.originalasu.com



Triglycerides = triacylglycerols

Natural state:

Stored under the form of oil inclusion called Oleosomes in seeds or fruits pericarp



Structure:

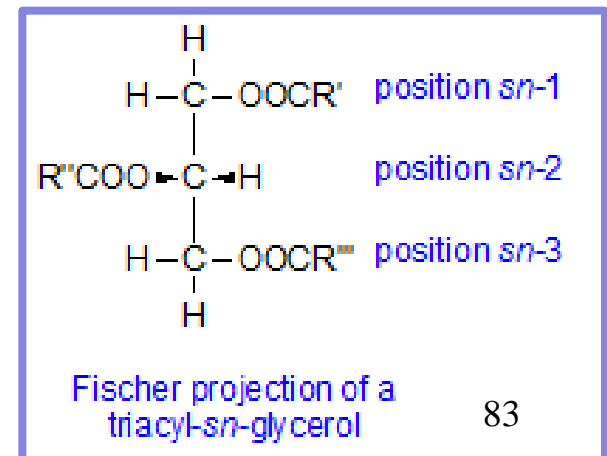
triester of glycerol and fatty acids with pair C number

Homogeneous: 3 identical FA

Heterogeneous : 3 different FA

In vegetable oil :

TG heterogeneous, complex blend
saturated FA on primary OH
Unsaturated FA on secondary OH

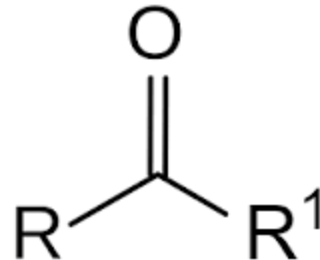
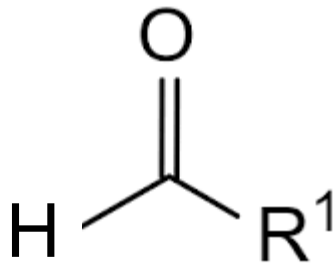


Property of TAG

Solubles in organic solvent
release 1 molecule of glycerol and 3 fatty acids when hydrolyzed
(alcaline hydroxyde)

Rancidity

- Off flavours can be generated when in contact with air
- Linked to FA peroxydation that get polymerized or broken into aldehydes, cetones or acids



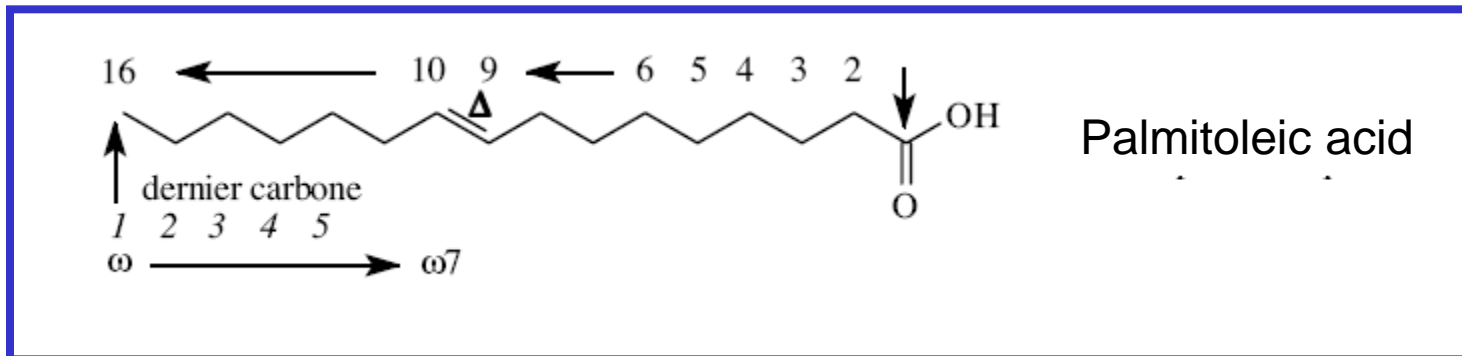
Fatty acids

Nomenclature

Several parallel rules coexist: systematic names often replaced by common names.

2 ways of numbering, one systematic (chemist) and the other often used by dieteticians/ biologists helps separated FA in series

First indicate number of carbons on fatty acid, then indicate number of unsaturation (double bond) (Δ or ω), then their position and configurations (***cis ou trans***).



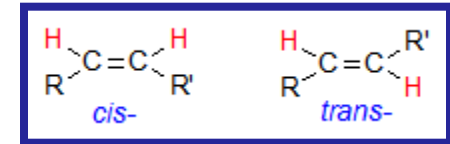
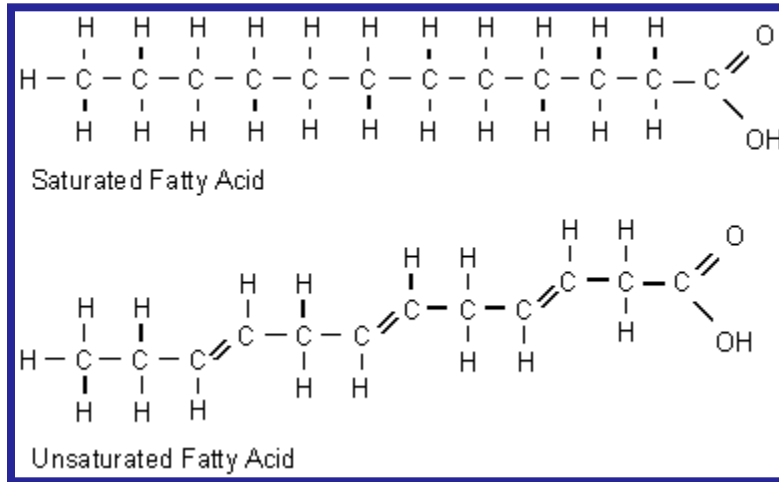
Fatty acids

Saturated:

C8 à C10 in some tropical seed, lauric acid (C12) and myristic acid (C14)

C20 in arachid oil => arachidic acid

Palmitic acid (C16): main saturated fatty acid present in vegetable oils



Unsaturated:

Most unsaturated FA have chain length between 16 to 20 carbons.

Generally: :

- The first or only double bond is located between C9 and C10
- Multiple double bonds are not conjugated but separated by methylene group
typical location is thus : in $\Delta 9$, $\Delta 12$, $\Delta 15$...
- Double bonds are in cis configuration mainly

Saturated FA

longueur relative	nC	nom systématique	nom courant de l'acide	
chaîne courte	4	n-butanoïque	butyrique	<i>beurre</i>
	6	n-hexanoïque	caproïque	<i>lait de chèvre</i>
	8	n-octanoïque	caprylique	...
	10	n-décanoïque	caprique	...
chaîne moyenne	12	n-dodécanoïque	laurique (laurier)	<i>huile, graisses</i>
	14	n-tétradécanoïque	myristique (muscade)	<i>animales et</i>
	16	n-hexadécanoïque	palmitique (palmier)	<i>végétales</i>
	18	n-octadécanoïque	stéarique (suif)	
chaîne longue	20	n-icosanoïque	arachidique	<i>graines</i>
	22	n-docosanoïque	béhénique	
	24	n-tétracosanoïque	lignocérique	<i>cires des plantes bactéries insectes</i>
	26	n-hexacosanoïque	cérotique	
	28	n-octacosanoïque	montanique	
	30	n-triacontanoïque	mélissique	
	32	n-dotriacontanoïque	lacéroïque	

Unsaturated FA

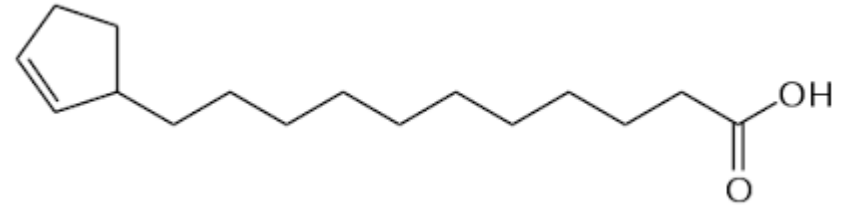
*EPA : EicosaPentaenoic acid

nC	nom systématique	nom courant	symbole	série	
16	cis-9-hexadécénoïque	palmitoléique	C16: 1(9)	ω 7	<i>très répandu</i>
18	cis-9-octadécénoïque	oléique	C18: 1(9)	ω 9	<i>très répandu</i>
	cis-11- octadécénoïque	vaccénique	C18: 1(11)	ω 7	<i>bactéries</i>
	cis, cis-9-12 octadécadiénoïque	linoléique	C18: 2(9, 12)	ω 6	<i>graines</i>
	tout cis-9-12-15 octadécatriénoïque	linoléinique	C18: 3(9, 12, 15)	ω 3	<i>graines</i>
20	tout cis-5-8-11-14 icosatétraénoïque	arachidonique	C20: 4(5, 8, 11, 14)	ω 6	<i>animaux</i>
	tout cis-5-8-11-14-17 icosapentaénoïque	EPA*	C20: 5(5, 8, 11, 14, 17)	ω 3	<i>huiles de poissons</i>
24	cis-15-tétracosénoïque	nervonique	C24: 1(15)	ω 9	<i>cerveau</i>

Unusual fatty acids

Oxydized :


- hydroxylated FA (ricinoleic acid)
- Epoxy FA (vernolic acid)

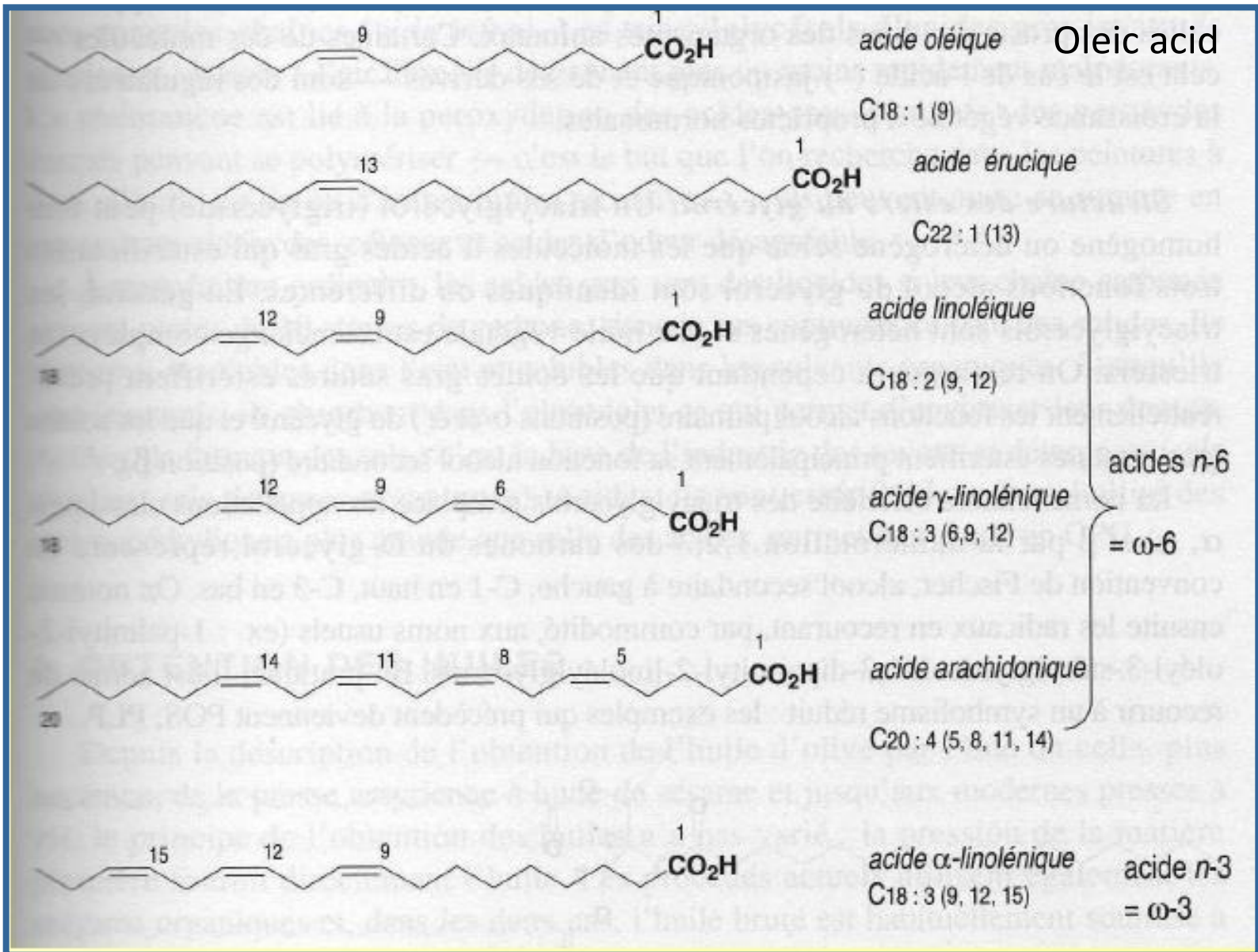


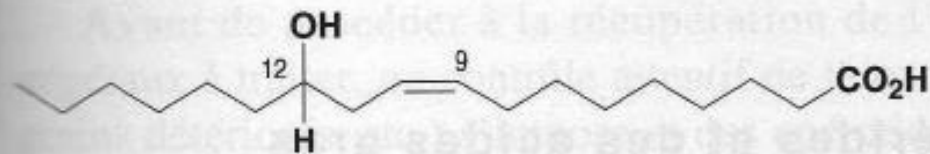
Cyclized :

- cyclopropanic and cyclopropenic from Sterculiaceae (malvalic and sterculic acids) or litchi seed oil (*Litchi sinensis*, Sapindacées)
- cyclopentenic acids from Flacourtiaceae (chaulmoogric, hydnocarpic, gorlic acids)

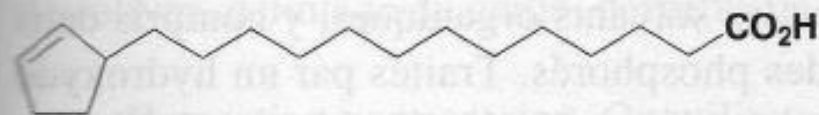
Common in TAG of *Hydnocarpus wightiana* or *Chaulmoogra* oil used for the treatment of leprosy before sulfones era.







acide ricinoléique



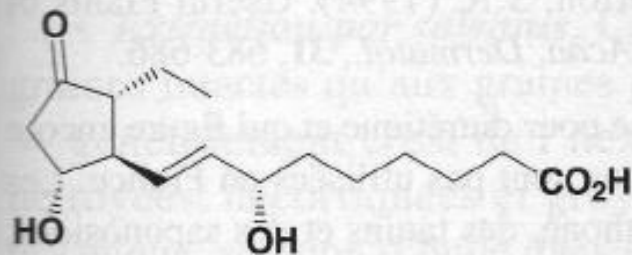
acide chaulmoogrique



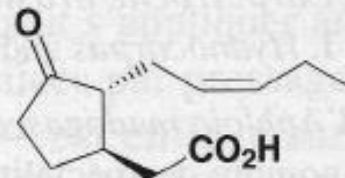
acide sterculique



acide crépénynique



acide cyclopentanique, isolé de Lemna minor



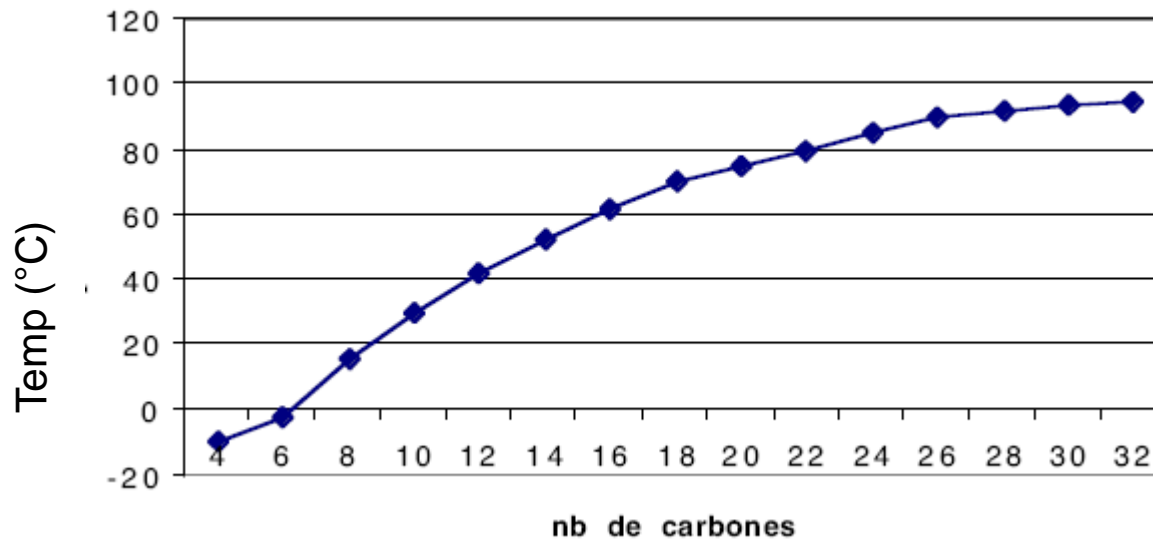
acide jasmonique

Physico-chemical properties of FA:

Liquid at ambient T°C if C<10

Solid at ambient T°C if C>10

Unsaturation decrease strongly fusion point



*Fusion Point of FA
according to chain
length*

Comun names, symbole and fusion point of most comun FAs

Nom comun	Symbole	Point de fusion
Butyrique	4:0	-7.9
Caproïque	6:0	-3.9
Caprylique	8:0	16.5
Caprique	10:0	31.3
Laurique	12:0	44.1
Myristique	14:0	54
Palmitique	16:0	63
Stéarique	18:0	69.5
Arachidique	20:0	
Béhénique	22:0	84
Palmitoléique	16:1 (9)	-0.5
Oléique	18 : 1 (9)	13.4
Erucique	22:1 (13)	
Linoléique	18:2 (9, 15)	-5
α -Linoléique	18:3 (9, 12, 15)	-11
γ -Linoléique	18:3 (6, 9, 12)	

Physico-chemical properties of FA:

Liquid at ambient T°C if C<10

Solid at ambient T°C if C>10

Unsaturation decrease strongly fusion point

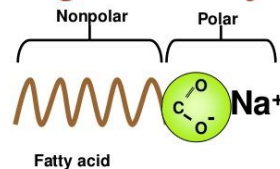
Soluble in organic solvent / insoluble in water

unsaturated AG absorbent in UV => UV dosage

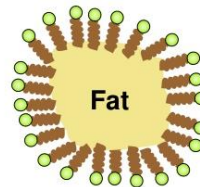
Salts formation in acidic conditions => soaps, detergents

Soap:

Long Chain Fatty Acid Salt



Fat with soap is
water soluble



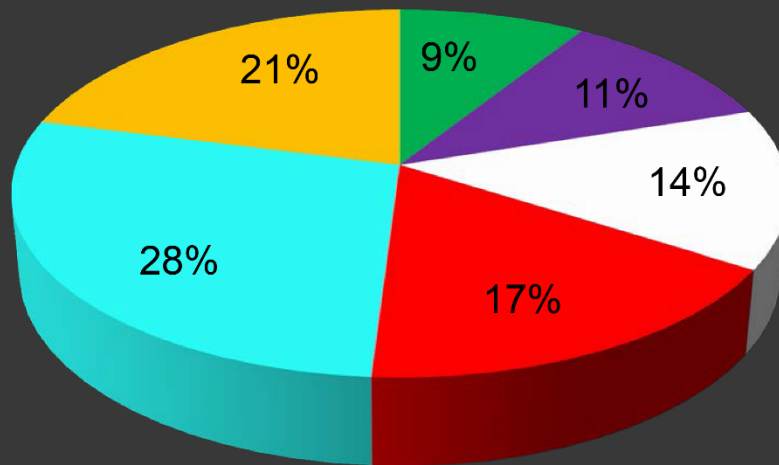
Esterifiable in acidic conditions: increase in volatility, CPG analysis

Analysis of fatty acids composition within fats and oils

- ✓ Transformation into methyl esters
Basic Methanolysis followed by acid esterification
- ✓ Gaz phase Chromatography

Analysis of fatty acids composition within fats and oils

Analyse chimique : instrumentale



- Spectrométrie UV-Vis
- Infrarouge
- Spectromètre de masse
- Chromatographie gazeuse
- Chromatographie liquide
- Autres méthodes

Analysis of fatty acids composition within fats and oils

- ✓ Physico-chemical processes belonging to fractioning or separative techniques
- ✓ Difference of affinity among compounds to analyze between a stationary phase (sorbant : solid, gel...) and a mobile phase (elution : liquid, gaz...)

Analysis of fatty acids composition within fats and oils

TYPES OF SEPARATIVE TECHNIQUES

TLC : thin layer chromatography

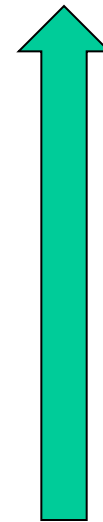
CPG: Gas phase chromatography

HPLC: high pressure liquid chromatography

Analysis of fatty acids composition within fats and oils

POLAR MOLECULES

APOLAR MOLECULES



Water

Amine R-NH₂

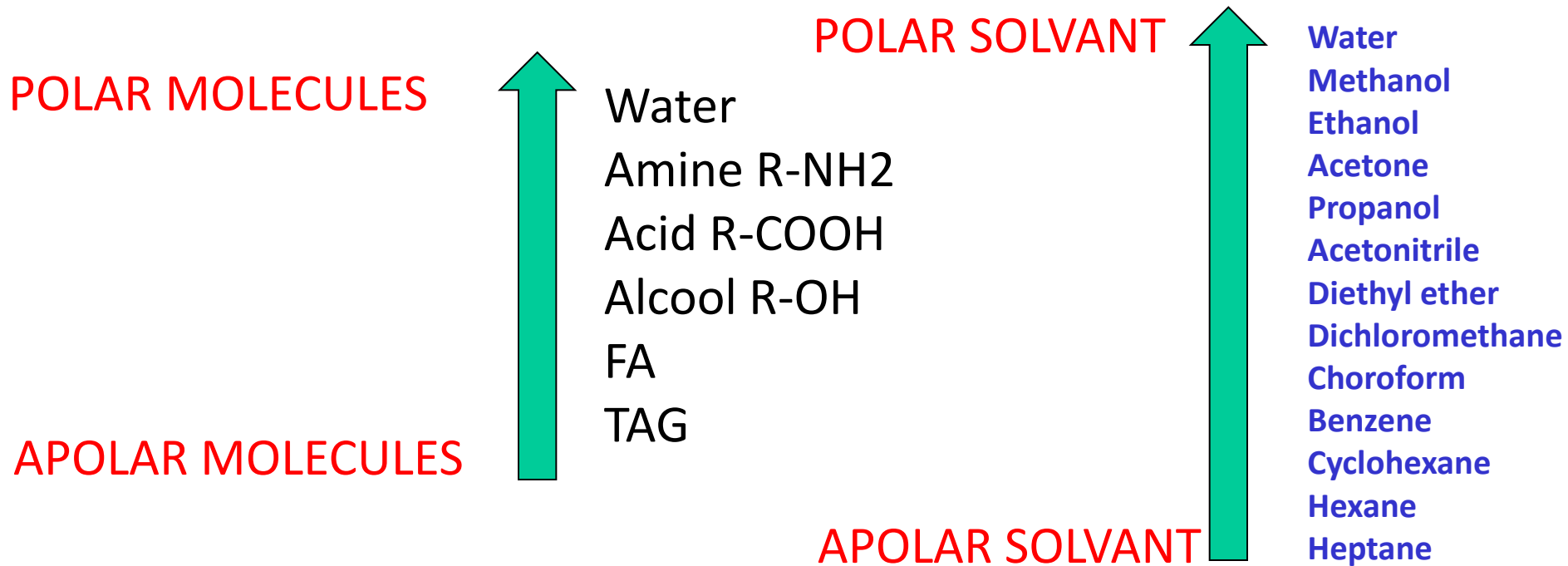
Acid R-COOH

Alcool R-OH


FA

TAG

Analysis of fatty acids composition within fats and oils

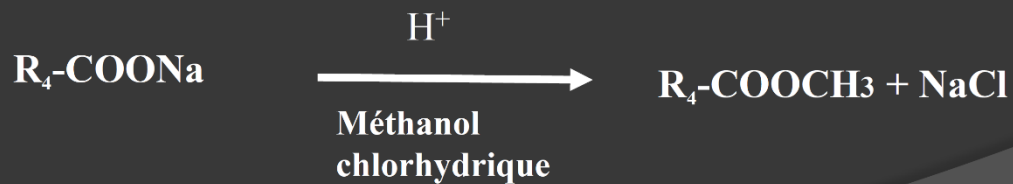
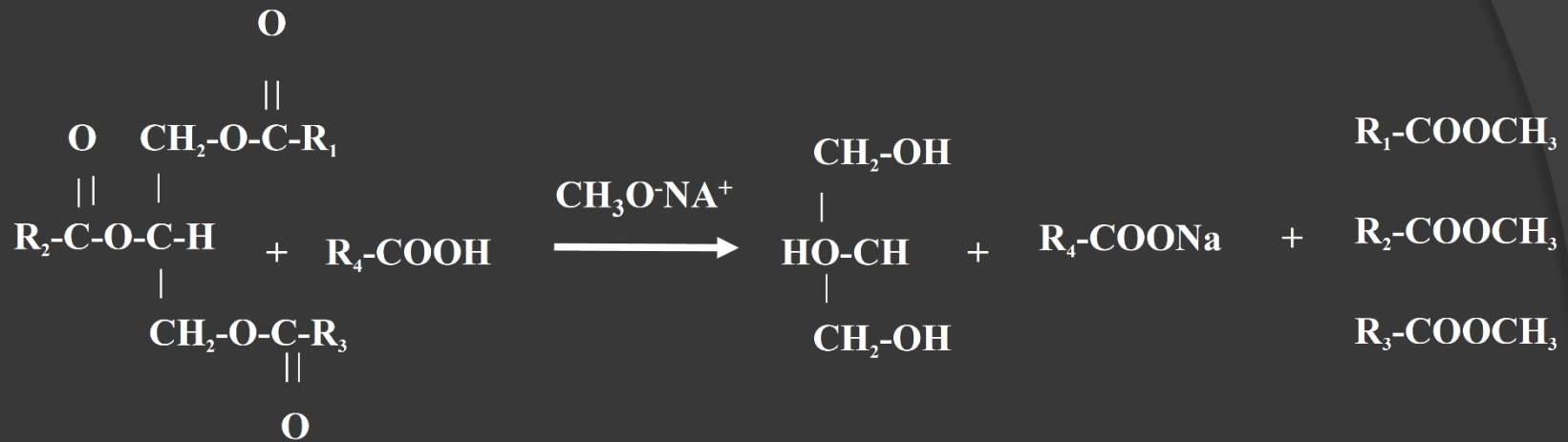


QUALITY OF OIL By TLC

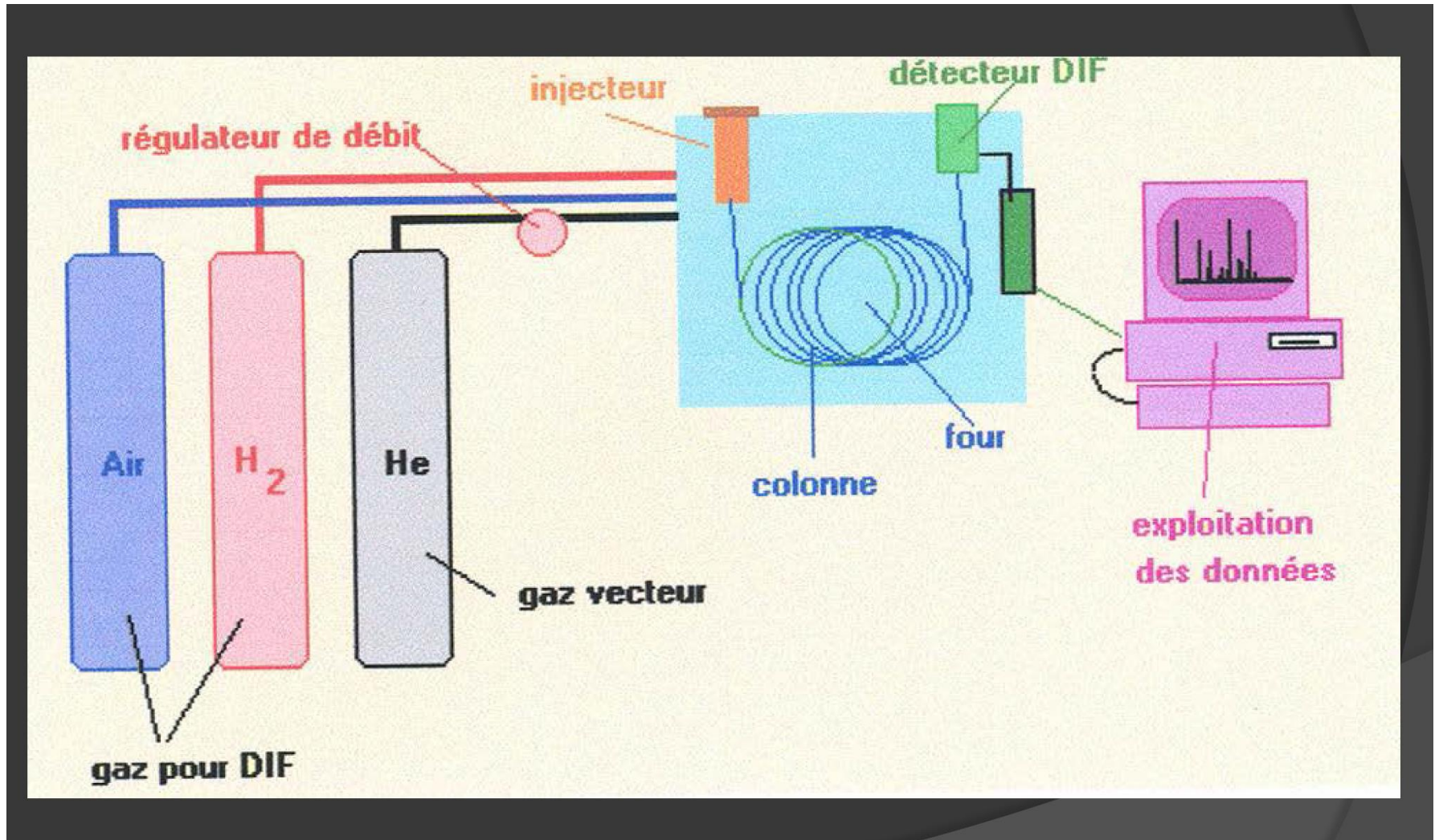


Hexane/ Ether diéthylique /Acide acétique (70/30/1)

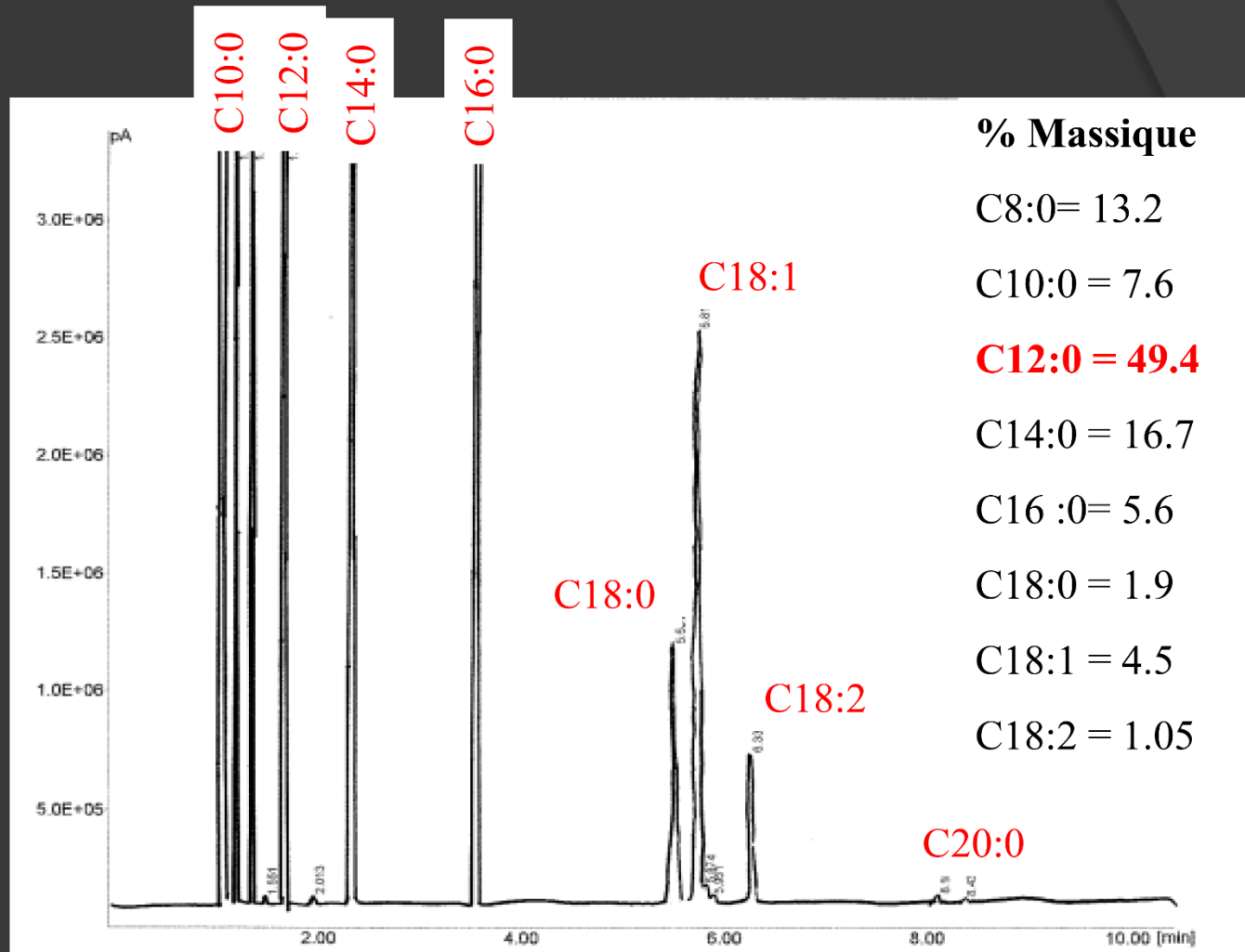
Analysis of fatty acids composition within fats and oils



✓ Gas phase Chromatography



COPRAH OIL



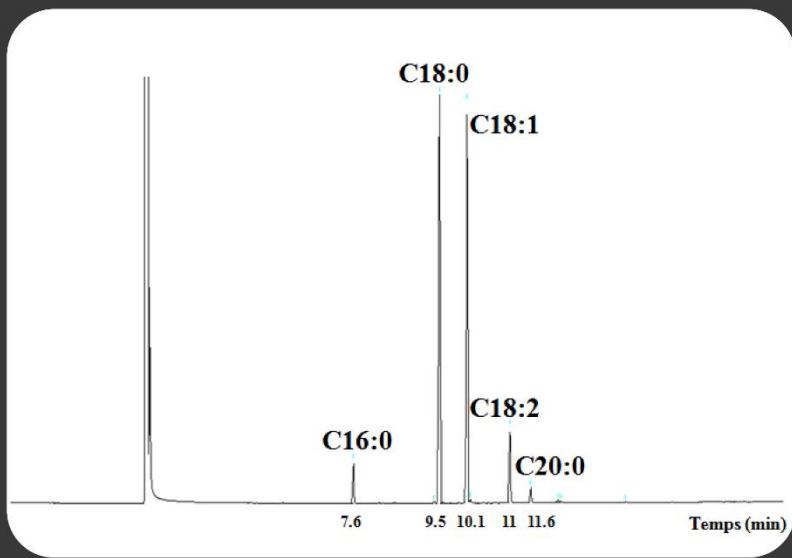
Conditions opérationnelles :

Injecteur, diviseur 1/80 t = 250° C

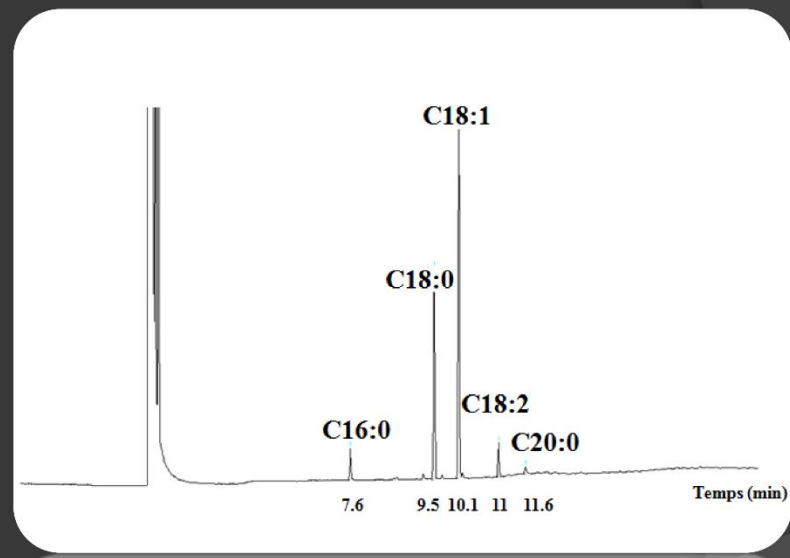
Colonne innowax longueur 30 m phase stationnaire polyéthylène glycol 0.25µm

Programmation t = 185 °C + 4°C / mn => 220°C

Détecteur ionisation de flamme 270°C



MALI BUTTER



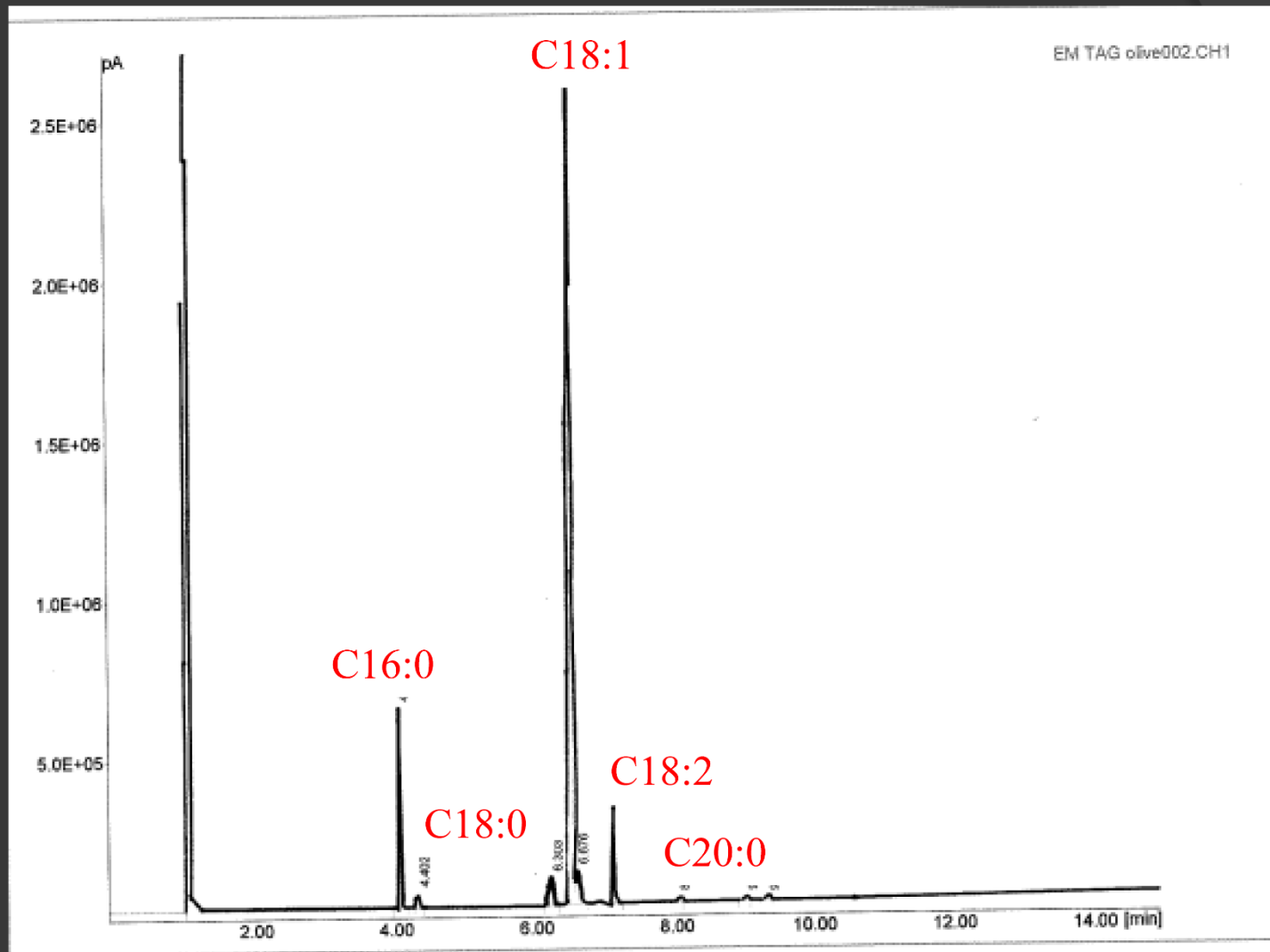
UGANDA BUTTER

Conditions opératoires :

Gaz vecteur : Hélium; **Colonne :** CP CIL 98, 50m;

Gradient de température : 150°C → 225°C (5°C/min)

OLIVE OIL



Conditions opérationnelles :

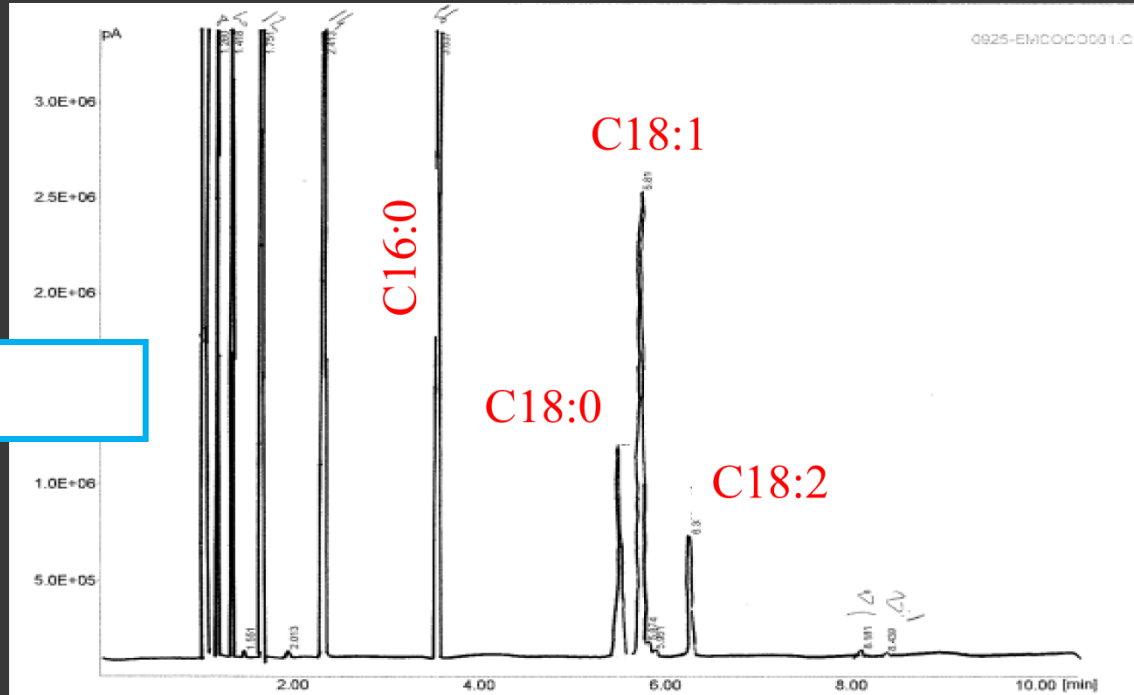
Injecteur, diviseur 1/80 $t = 250^{\circ}\text{C}$

Colonne innowax longueur 30 m phase stationnaire polyéthylène glycol 0.25 μm

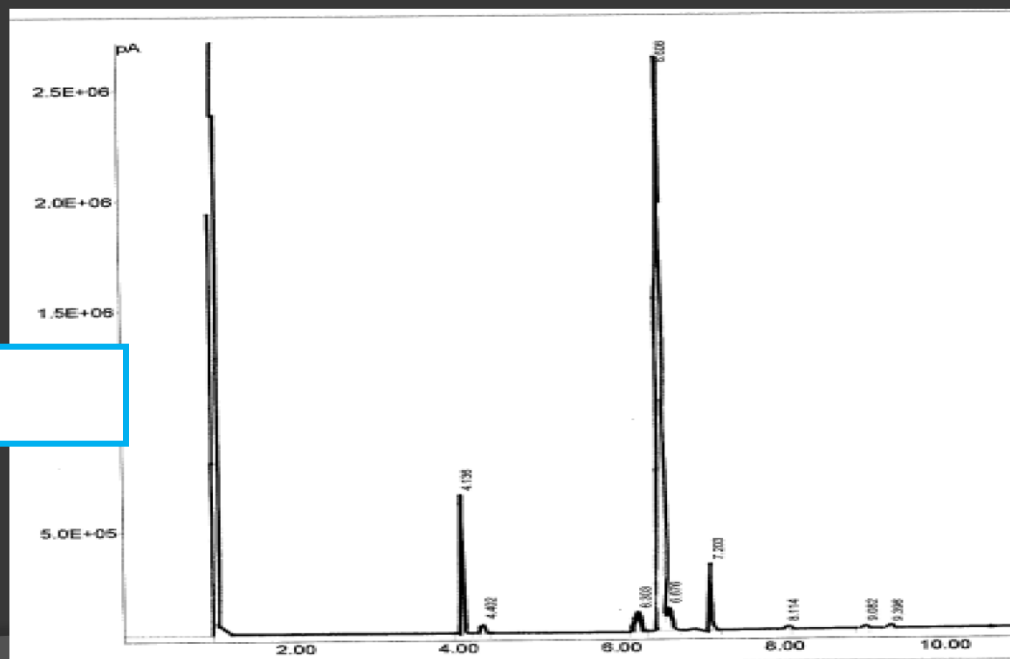
Programmation $t = 185^{\circ}\text{C} + 4^{\circ}\text{C} / \text{mn} \Rightarrow 220^{\circ}\text{C}$

Détecteur ionisation de flamme 270°C

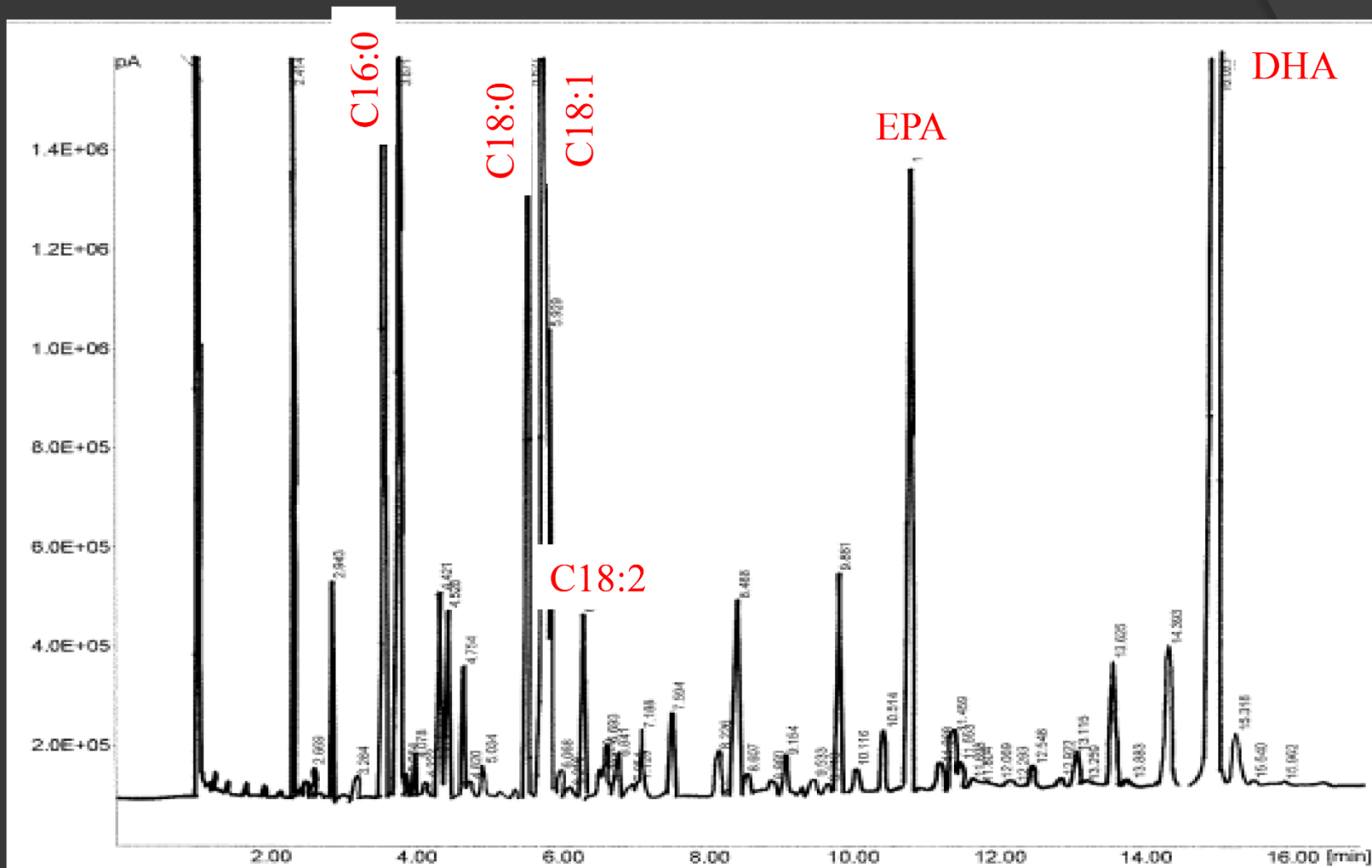
COPRAH OIL



OLIVE OIL



FISH OIL



Conditions opérationnelles :

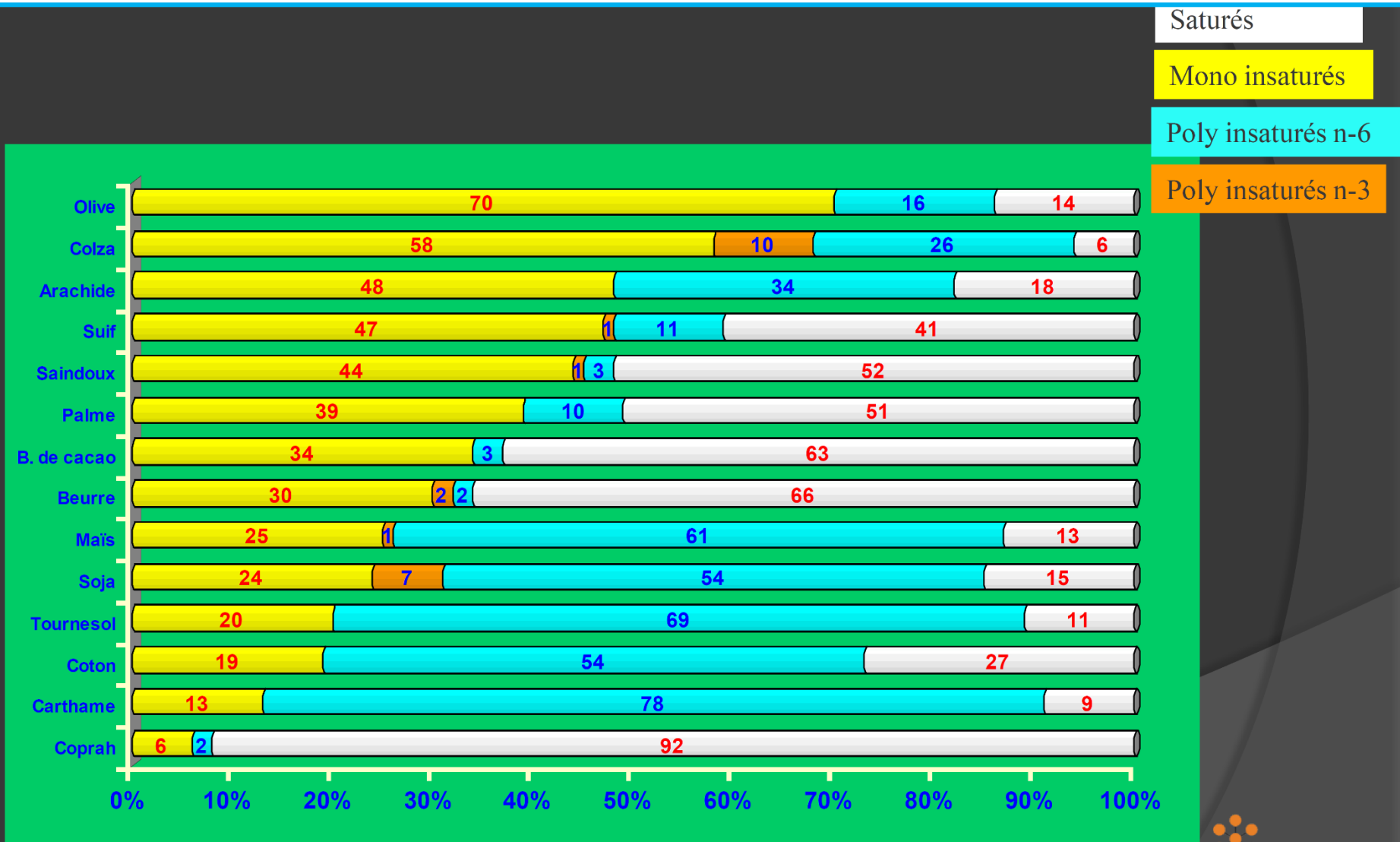
Injecteur, diviseur 1/80 t=250° C

Colonne innowax longueur 30 m phase stationnaire polyéthylène glycol 0.25µm

Programmation t = 185°C + 4°C / mn => 220°C

FID : 270°C

COMPARATIVE FA COMPOSITION OF DIFFERENT VEGETABLE FATS/OILS



ANALYSIS OF OIL

PHYSICAL CHARACTERISATION

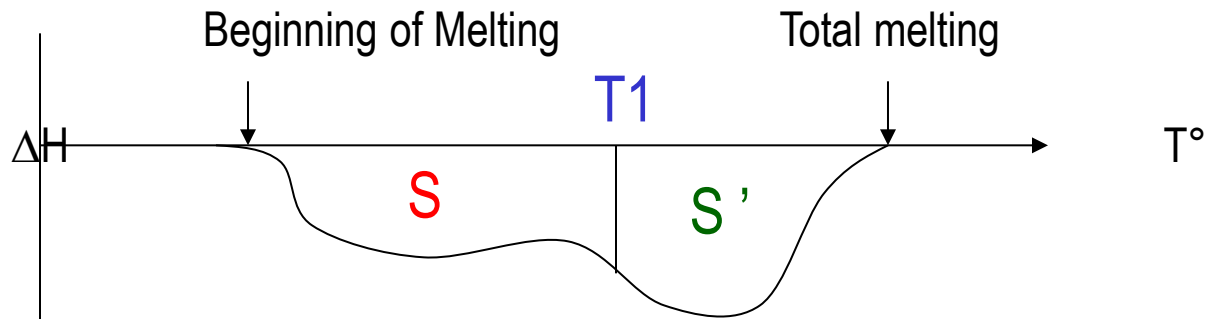
(plastic properties)

- Melting point: function of FA composition, regiodistribution of these FA and cristallines forms
- % Solid - liquid

PHYSICAL CHARACTERISATION

- *Melting point*
- *% solid/liquid*

- Differential enthalpy analysis



$$\% \text{ solide} = S' / (S + S')$$

- Proton Relaxation

$$\% \text{ solide} = 1 - I_{70\text{ms}} / I_0$$

PHYSICAL CHARACTERISATION

- *Melting point*
- *% solid/liquid*

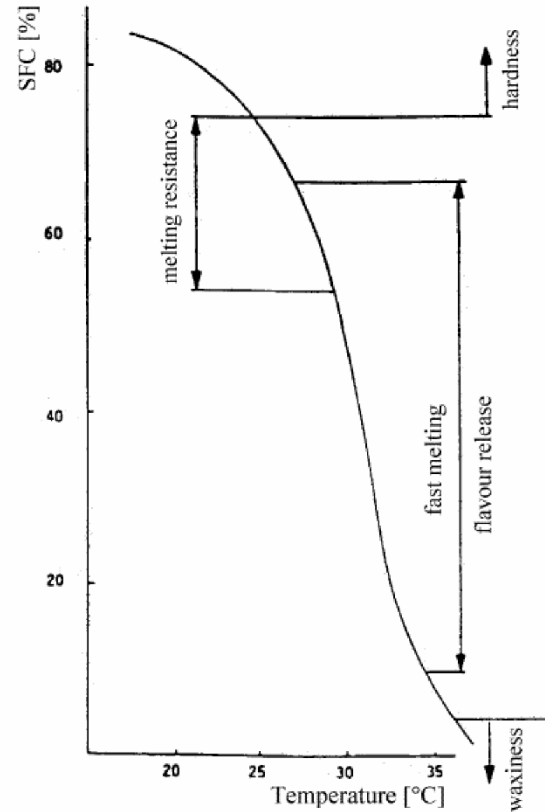


Figure 1.2. Solid fat content of cocoa butter measured by pNMR (from Foubert, 2003).

Table 1.1. Overview of the CBAs.

	CBE	CBR	CBS
Origin	Illipe butter Palm oil Sal fat Shea butter kokum butter Mango kernel fat	Palm oil Soybean oil Rapeseed oil Cottonseed oil	Palm kernel oil Coconut oil
Processing	Hydrogenation Fractionation	Hydrogenation Fractionation	Hydrogenation Fractionation Interesterification
TAG composition	Similar to CB	Different from CB	Different from CB
Lauric acid	Non lauric	Non lauric	Lauric (45-55% lauric acid)
Compatibility to CB	Compatible	Compatible in small ratios	Incompatible
Crystallization	Tempering to obtain stable polymorphic form	Crystallize directly from the melt in the stable polymorphic form	Crystallize directly from the melt in the stable polymorphic form
Application	* 5% replacement on total product * compound	Compound	Compound
Remark	<u>Subgroups:</u> * cocoa butter extender (CBEX) * cocoa butter improver (CBI)	High level of trans fatty acids	

(Stewart & Timms, 2002; Talbot, 2009b; Norberg, 2006; Timms, 2003)

ANALYSIS OF OIL

CHEMICAL CHARACTERISATION

(stability, nutritional properties, cristallisation properties)

- General index (iode, acid, peroxyde)
- Fine Analyses (triglycerides, FA, unsaponifiable)

Iode index:

Quantity of halogene (iode) fixed in specific conditions by 100g of substances.

Allow assessing global usaturation of TAG.

Acidity:

Quantity (in mg) of potassium hydroxyde necessary to neutralize 1g of substance.

Use to measure alteration state of oil, refinery quality.

Peroxyde index:

Quantity (in milli-equivalent d'O₂) of peroxyde contained in 1000g of substance.

ANALYSIS OF OIL

CHEMICAL CHARACTERISATION

Unsaponifiable :

Non volatile substances at 100-105 °C, obtained by extraction, with an organic solvent, from a solution of the substance to analyse after saponification

Extraction of the aqueous saponification media with ethyl dioxyde.

Washing and solvent elimination. Weighting of residu (=unsaponifiable)

Refractive index: of a media compared to air is equal to the ratio of the sinus of the incident angle of the light on the sinus of the refracted angle of the refracted light in the considered media.

Saponification index :

Quantity of potassium hydroxyde (en mg) necessary to neutralize FFA and to the saponification of esters present in 1 g of substance. All the most elevated as FA chains are short.

Water content (determined by semi-microtitration) very important when oil are destined to pharmaceutical applications.

Sterols : Separation of sterol fraction. Titration of sterols : By GC or GC/MS.



ACIDITY

ESSENTIAL QUALITY CRITERIA IN SHEA BUTTER

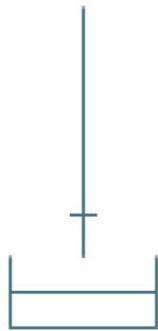
Les normes de l'UEMOA relatives au beurre de karité non raffiné

Ces normes sont adoptées le 1 janvier 2006 par tous les huit pays membres de l'UEMOA

Usages	Cosmétique pharmaceutique	FOOD	SOAP
AGL (%)	0 - 1	1,1 - 3	3,1 - 8

NORMALIZED METHOD

ISO 660



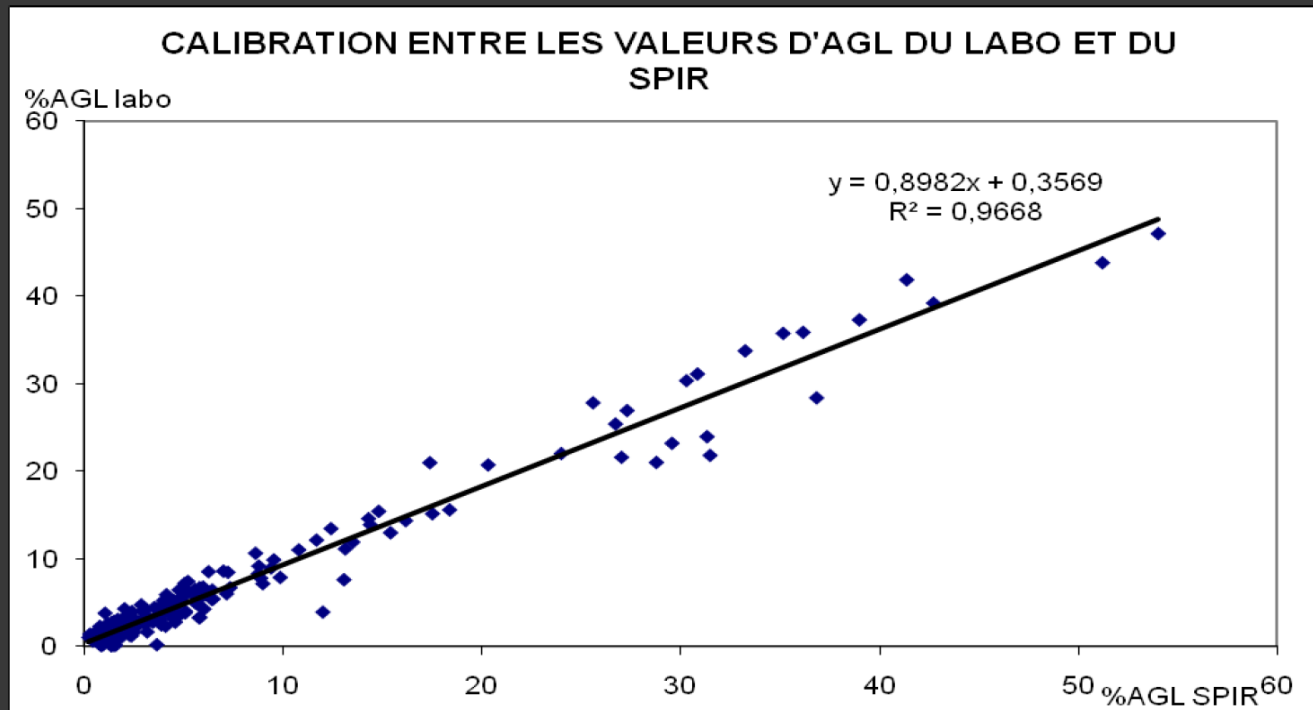
KOH à 0.01988 N

Beurre de Karité + 40 ml d'EtOH/EtO₂
+ 2 à 3 gouttes de phénolphtaléine

Acidity is expressed in % oleic acid

CORRELATION TITRIMETRY / IR

Droite de calibration obtenue :



Variable	Observations	Minimum	Maximum	Moyenne	Ecart-type
Labo	205	0,2	54,0	7,0	10,0
SPIR	205	-0,9	47,2	6,7	9,1

TLC alternative METHOD

winCATS Image Comparison - 2007513_113245c2b37.cx6*

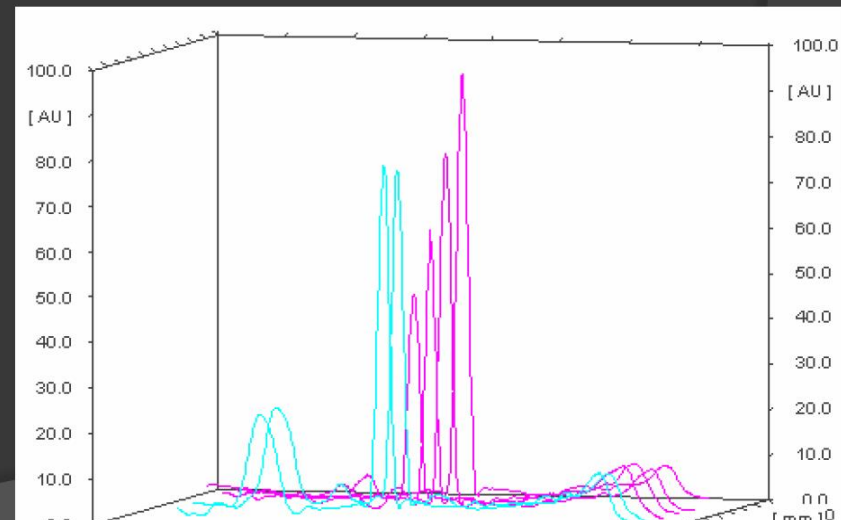
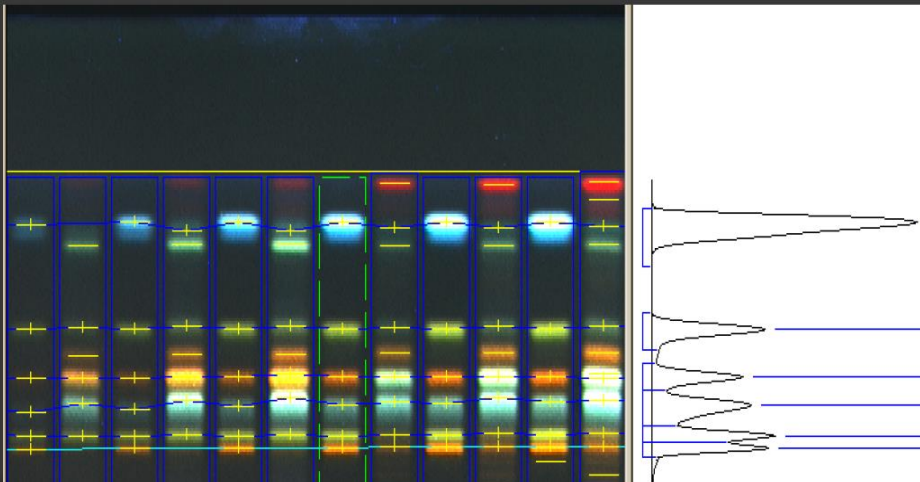
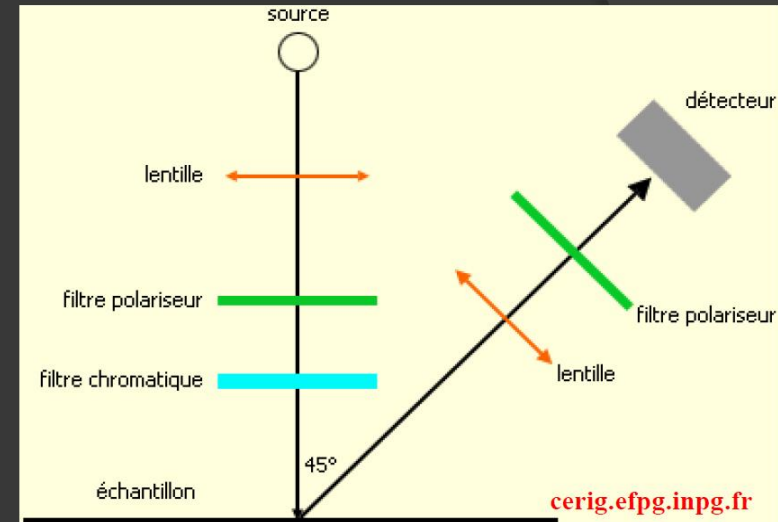
File Help

Show	Image	Reference	Sample ID	Track	Source ID	Image ...	Author	Created at
<input checked="" type="checkbox"/>	2	<input type="checkbox"/>	S2913-02	3	M:\Mitarb...	Image1	CAMAG Labor	4/26/2007 12:06:54 PM
<input checked="" type="checkbox"/>	3	<input type="checkbox"/>	S2913-01	4	M:\Mitarb...	Image1	CAMAG Labor	4/26/2007 12:06:54 PM
<input checked="" type="checkbox"/>	4	<input type="checkbox"/>	S2913-01	5	M:\Mitarb...	Image1	CAMAG Labor	4/26/2007 12:06:54 PM
<input checked="" type="checkbox"/>	5	<input type="checkbox"/>	S2913-01	6	M:\Mitarb...	Image1	CAMAG Labor	4/26/2007 12:06:54 PM
<input checked="" type="checkbox"/>	6	<input checked="" type="checkbox"/> isRef	Rutin	7	M:\Mitarb...	Image1	CAMAG Labor	4/26/2007 12:06:54 PM
<input checked="" type="checkbox"/>	7	<input checked="" type="checkbox"/> isRef	Hyperosid	8	M:\Mitarb...	Image1	CAMAG Labor	4/26/2007 12:06:54 PM
<input checked="" type="checkbox"/>	8	<input type="checkbox"/>	S3348-01	9	M:\Mitarb...	Image1	CAMAG Labor	4/26/2007 12:06:54 PM
<input checked="" type="checkbox"/>	9	<input type="checkbox"/>	S3350-01	10	M:\Mitarb...	Image1	CAMAG Labor	4/26/2007 12:06:54 PM
<input checked="" type="checkbox"/>	10	<input type="checkbox"/>	S3352-01	11	M:\Mitarb...	Image1	CAMAG Labor	4/26/2007 12:06:54 PM

7 6 2 3 4 5 8 9 10 11 12 13 14

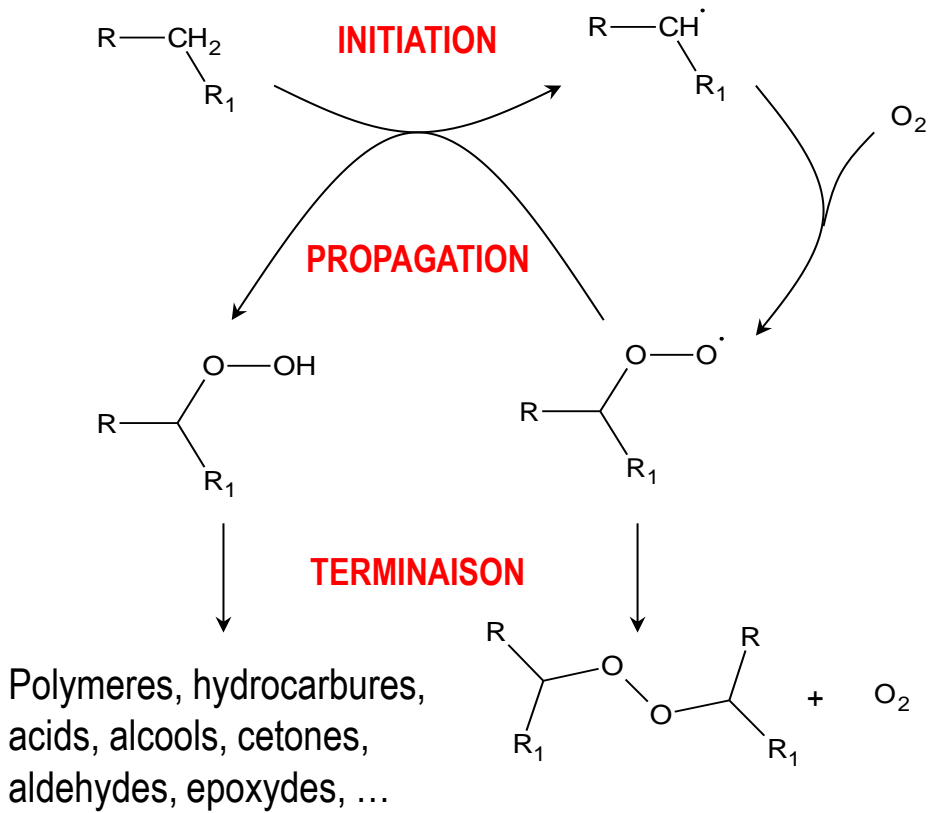
C:\CAMAG\winCATS\Data\ Modified Zoom: 1.00

DENSITOMETRY



OXIDATION OF LIPIDS

Mechanism :



Lipidic Substrates :

- PUFA

Catalysts :

- Metallic ions
- Lipoxygenase
- Electromagnetic radiations
- Elevated Temperatures

Inhibitors :

- Antioxidants

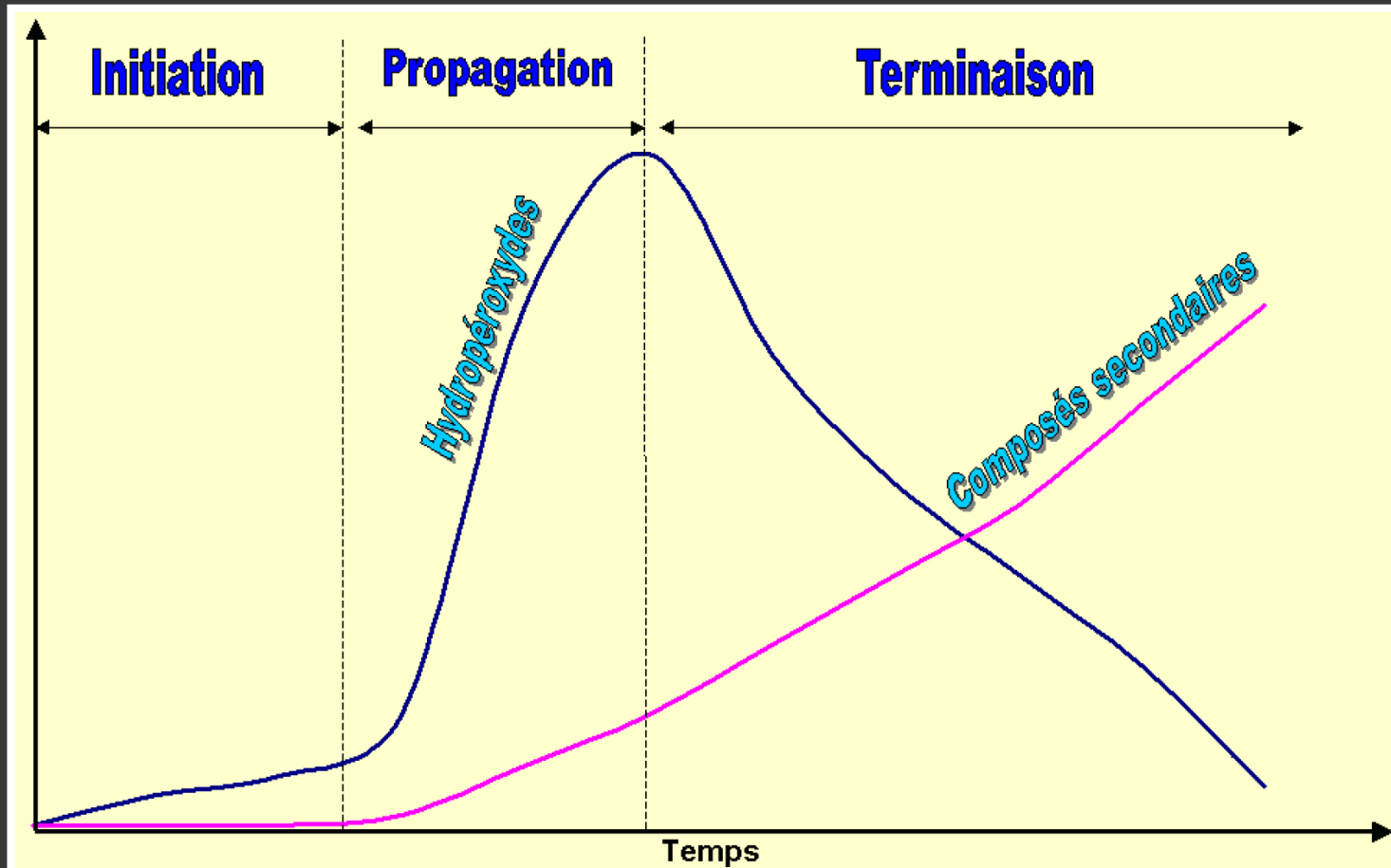
- **Organoleptic defects** → rancidity (from 2-3% of oxidized chains) – colour
- **↘ nutritionnal value** → ↘ essential FA
- **↘ technological properties** → ↘ storage stability, ↗ loss during oil refining process, inactivation of hydrogenation catalysts

Alteration of lipids / oxidation

Primary oxidation compounds

Secondary oxidation compounds

PRIMARY OXIDATION COMPOUNDS



PEROXIDE DETERMINATION

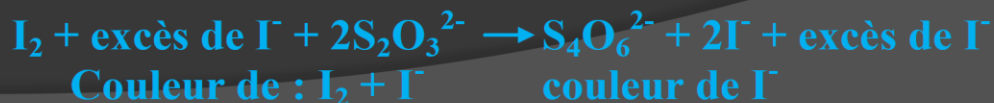
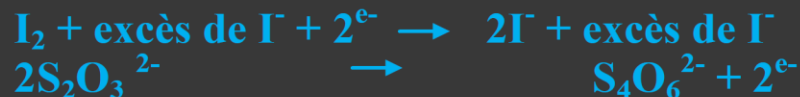
Méthode iodométrique : NF T 60-220

Schéma réactionnel :

- Oxydation de l'iodure de potassium en excès par le corps gras peroxydé (ROOH) :



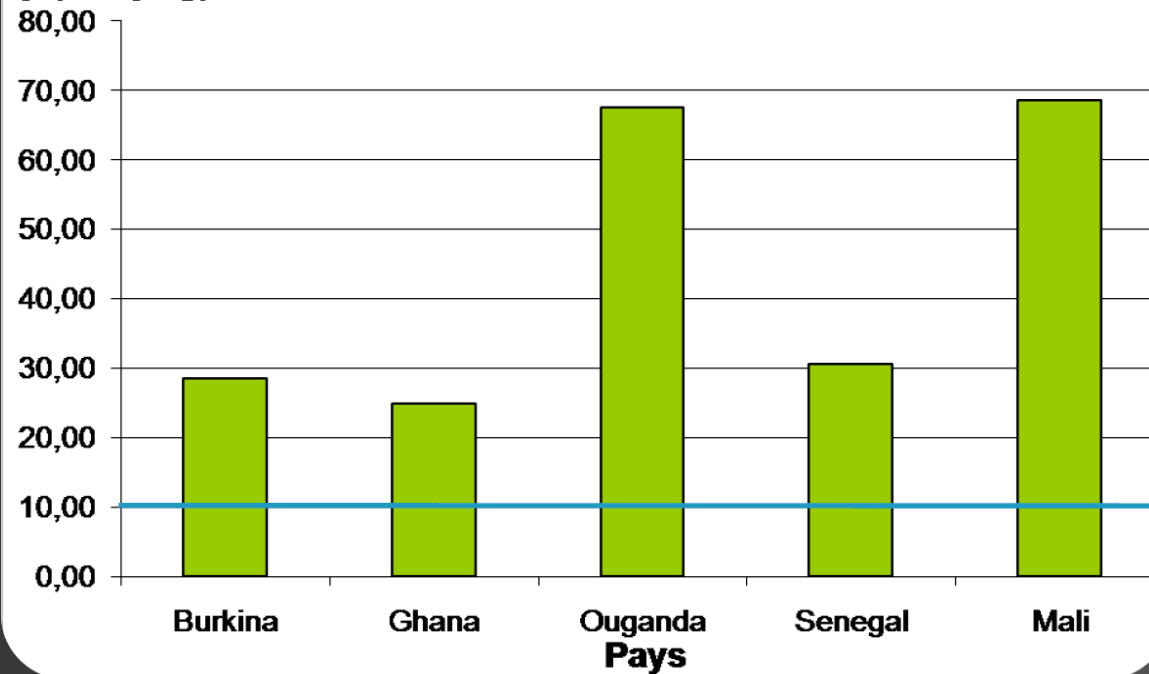
- Titration de l'iode libérée par $\text{S}_2\text{O}_3\text{Na}$



Oxydation des beurres

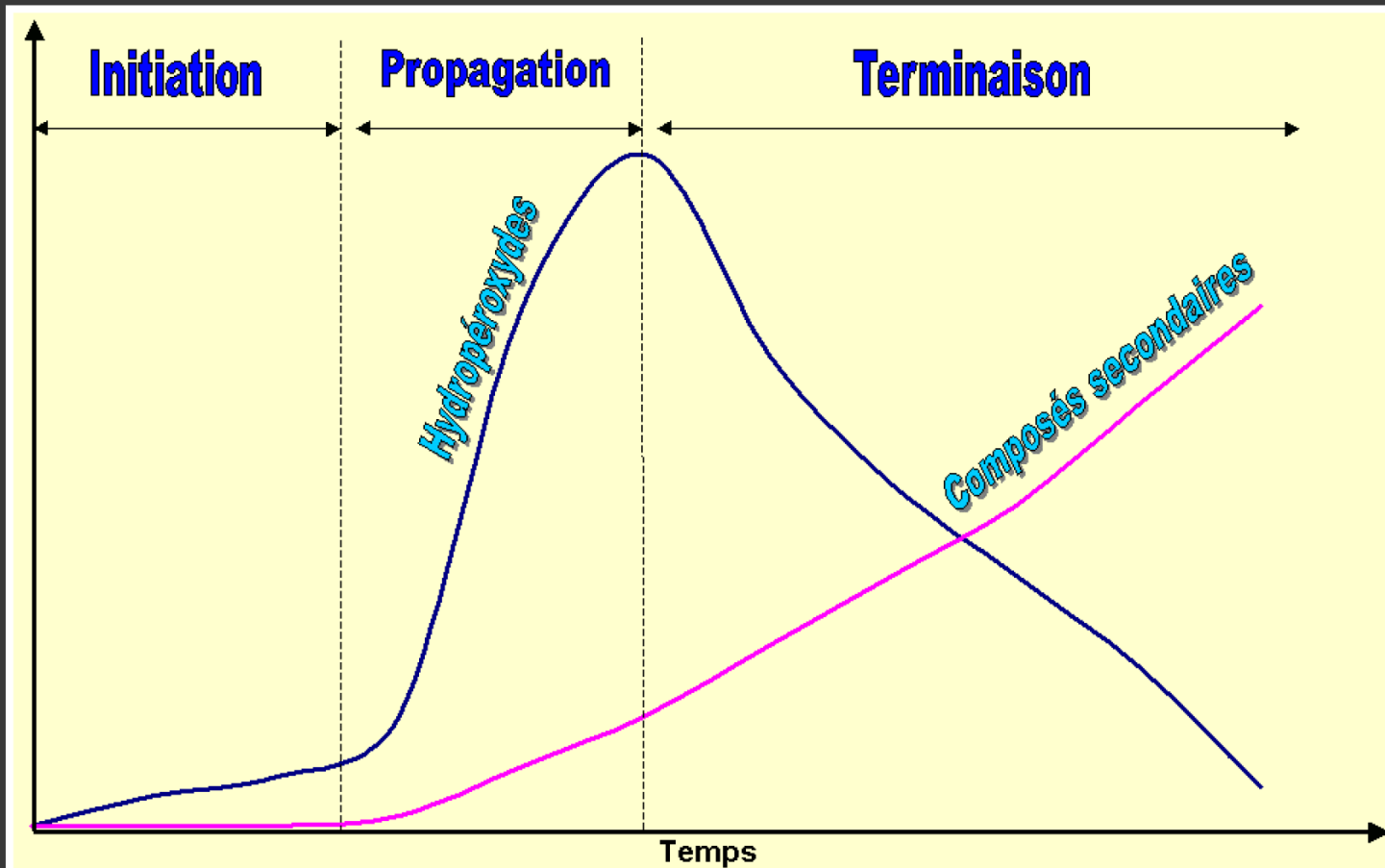


Ip (mEq/Kg) Indice de peroxyde des différents pays

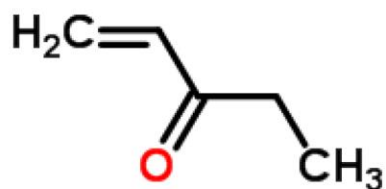
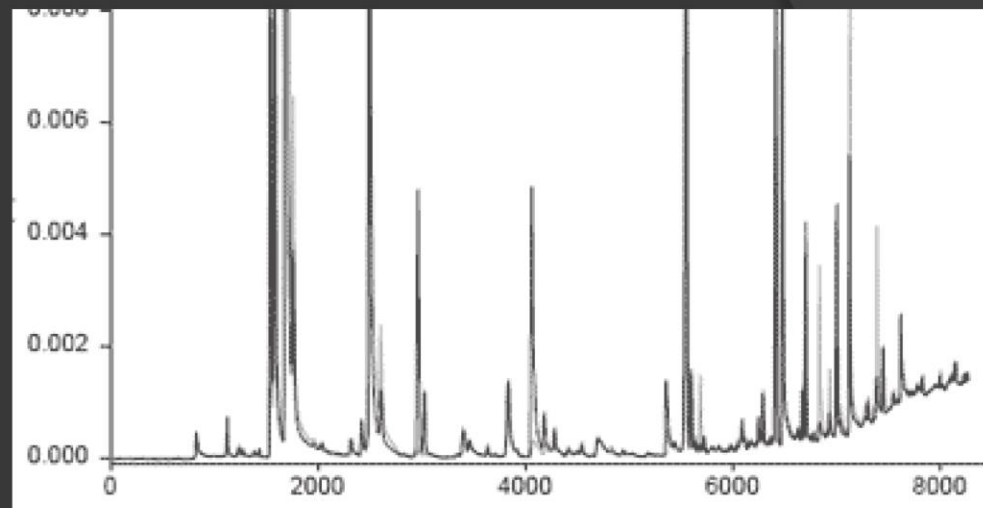
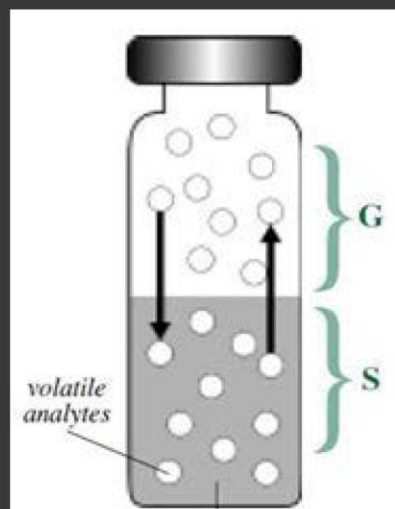
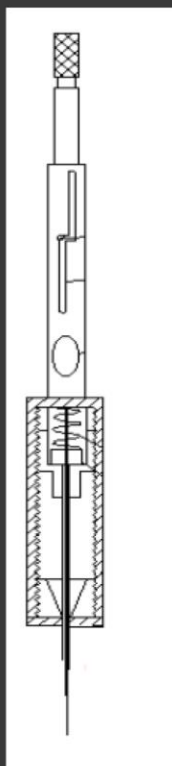


Limite cosmétique

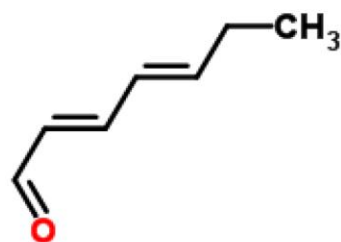
SECONDARY OXIDATION COMPOUNDS



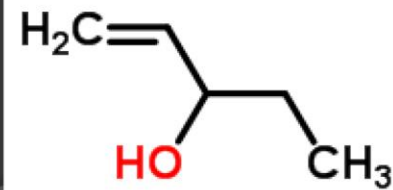
GC-head space



1 penten-3-one

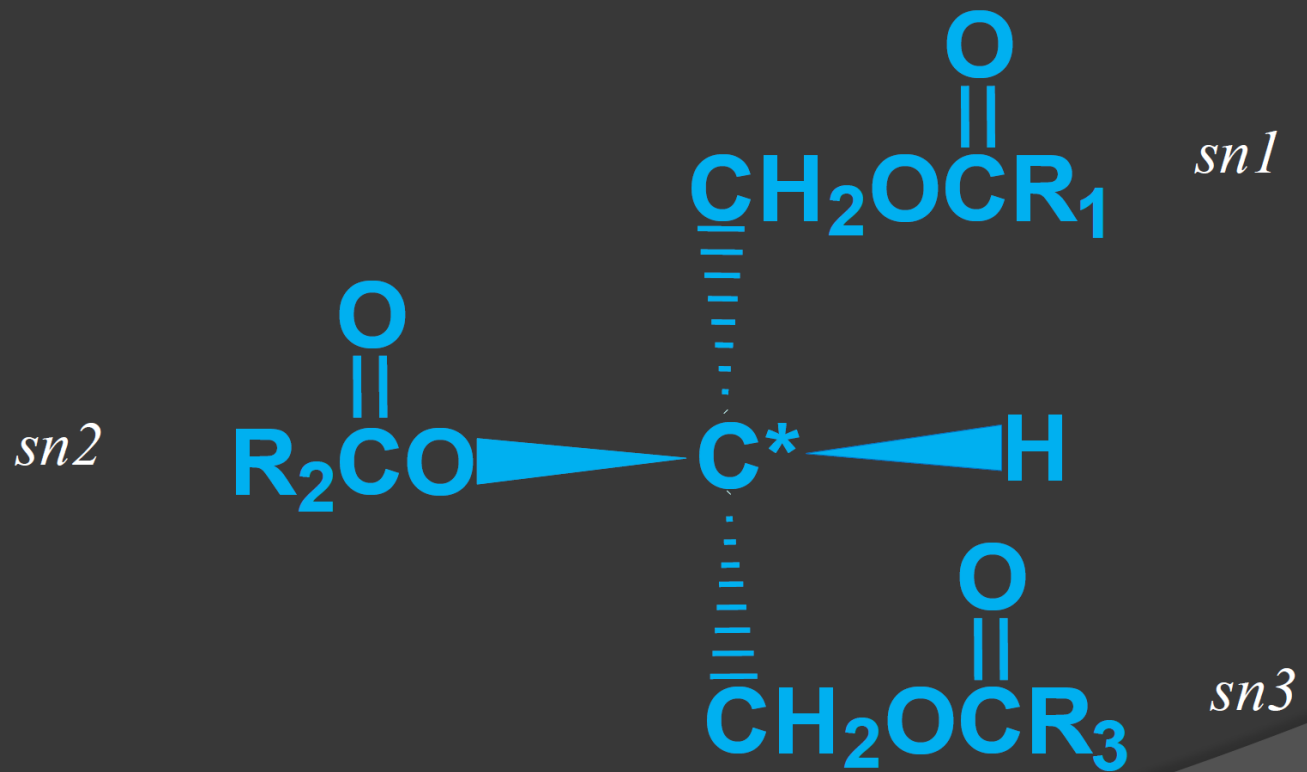


2,4 heptadienal

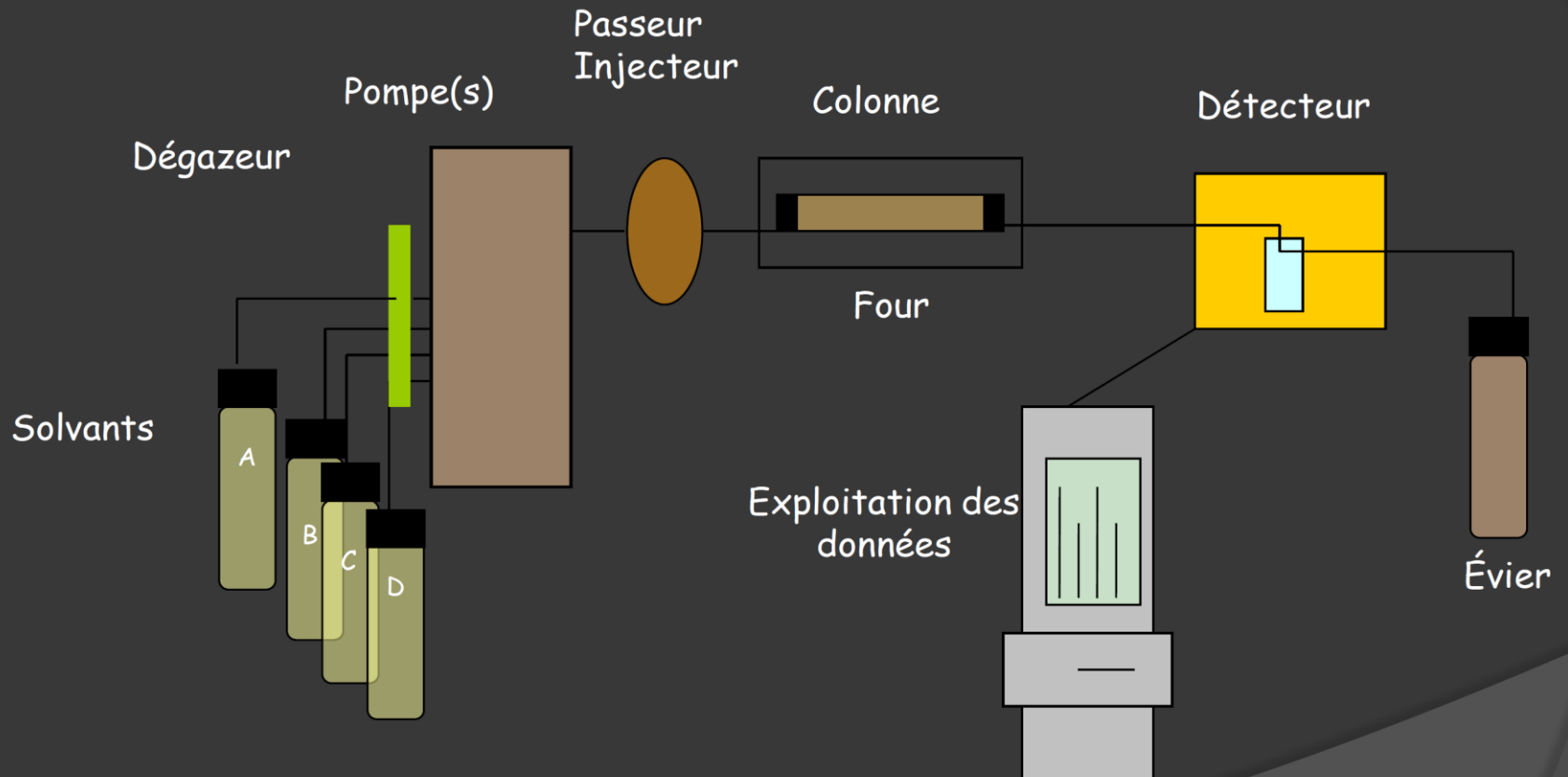


1-penten-3-ol

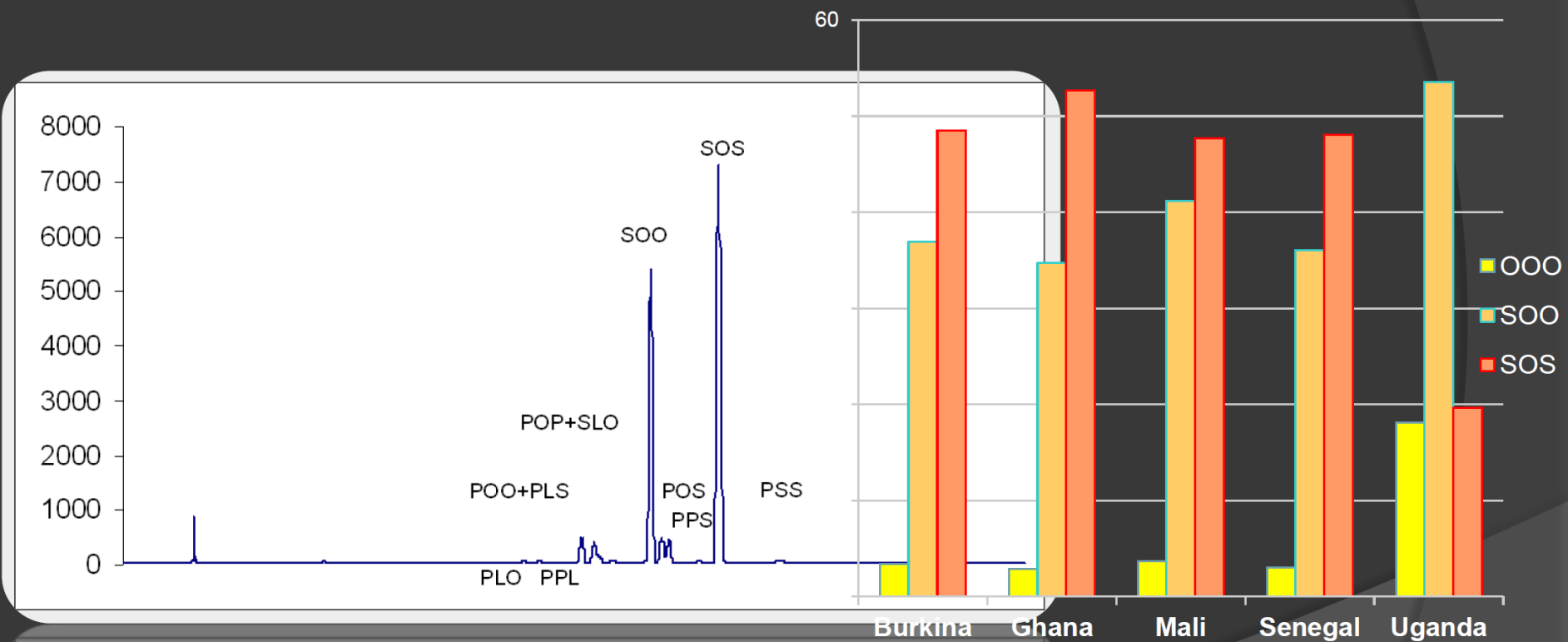
TAG PROFILE



HPLC



TAG PROFILE



Conditions opératoires :

Phase mobile : (A) Acétone/ Acétonitrile 50/50 (B) Chloroforme

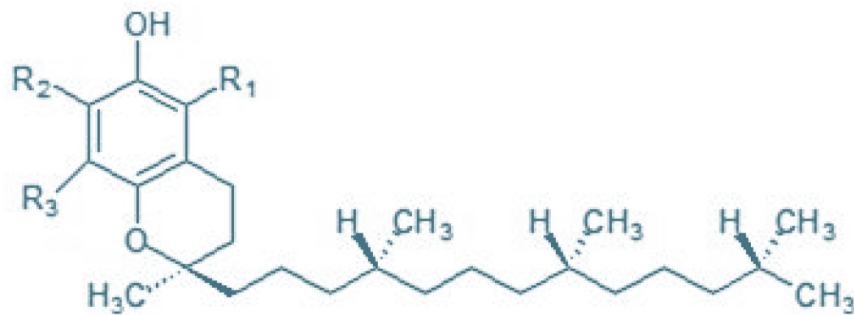
Colonne : Silice greffée C18

Détecteur : DDL

Table 5. Typical triglyceride composition (area %) of cocoa butter (Podlaha *et al.*, 1984)

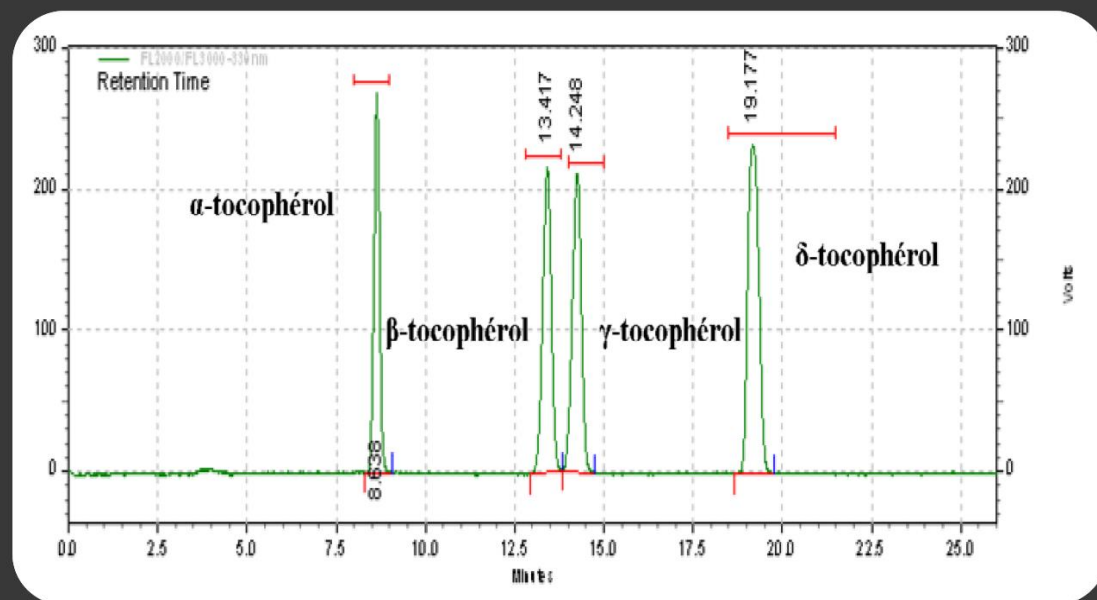
Country of origin	Samoa	Ivory Coast	Ecuador	Malaysia	Ghana	Nigeria	Bahia
POL	0.8	0.6	0.7	0.6	0.6	0.8	1.1
MOO, MMP	0.3	0.2	0.3	0.5	0.2	0.2	0.2
PPL	1.6	1.9	1.9	1.5	1.9	1.9	1.7
OOO	0.2	0.8	0.8	0.8	0.5	0.4	0.9
SOL	0.5	0.9	0.8	0.7	0.4	0.8	1.0
POO	2.2	4.4	3.5	2.7	2.6	3.2	5.5
PSL	2.8	3.6	2.8	2.8	3.2	3.4	3.4
PPO	16.4	15.9	15.3	13.8	15.2	14.8	14.0
SOO, PPP	3.7	6.0	4.8	3.8	4.5	5.1	8.4
SSL	2.1	1.8	1.5	2.0	2.1	1.9	2.1
PSO	38.3	36.6	36.3	36.6	37.3	37.4	34.6
OOA	1.6	1.0	1.2	1.6	1.4	1.2	1.5
PPS	0.4	0.4	0.3	0.6		0.7	0.3
SSO	26.8	23.8	26.9	28.4	26.8	26.4	23.7
SSP	0.7	0.8	0.9	1.0	1.3	0.4	0.2
SOA	2.2	1.6	2.1	2.5	2.2	1.9	1.6

TOCOPHEROL CONTENTS



	R1	R2	R3
α -tocophérol	CH ₃	CH ₃	CH ₃
β -tocophérol	CH ₃	H	CH ₃
γ -tocophérol	H	CH ₃	CH ₃
δ -tocophérol	H	H	CH ₃

TOCOPHEROL CONTENTS



Conditions opératoire HPLC :

Phase mobile : Hexane/dioxane 97/3

Colonne : Silice

Détecteur : Fluorimètre

$\lambda_{excitation}$ = 290 nm

$\lambda_{émission}$ = 330 nm

Min