



**HAL**  
open science

## Interspecies electron transfer-mediated parasitism? case of fermentations

Roland Berthomieu, Elie Desmond-Le Quéméner, Roman Moscoviz, Nicolas Bernet, Eric Trably

### ► To cite this version:

Roland Berthomieu, Elie Desmond-Le Quéméner, Roman Moscoviz, Nicolas Bernet, Eric Trably. Interspecies electron transfer-mediated parasitism? case of fermentations. *Electromicrobiology* 2019, Mar 2019, Aarhus, Denmark. 2019. hal-02787132

**HAL Id: hal-02787132**

**<https://hal.inrae.fr/hal-02787132>**

Submitted on 5 Jun 2020

**HAL** is a multi-disciplinary open access archive for the deposit and dissemination of scientific research documents, whether they are published or not. The documents may come from teaching and research institutions in France or abroad, or from public or private research centers.

L'archive ouverte pluridisciplinaire **HAL**, est destinée au dépôt et à la diffusion de documents scientifiques de niveau recherche, publiés ou non, émanant des établissements d'enseignement et de recherche français ou étrangers, des laboratoires publics ou privés.





## INTRODUCTION

Interspecies Electron Transfer (IET) allows microorganisms to share energy. It has been observed between many microorganisms.

IET has been proven to greatly influence some fermentations, and is thought to be an interesting trigger to control bioprocesses.

IET is often considered as a syntrophy between partners. However, some studies hint that it could be a way of parasitism.

What are the possible ways of IET-mediated interactions?



## MATERIAL & METHODS

A **thermodynamic model** of IET-occurring fermentation was built.

It is based on metabolic energies perturbed by a redox reaction.

This model was used on **three experiments** of the literature.



## MAIN RESULTS

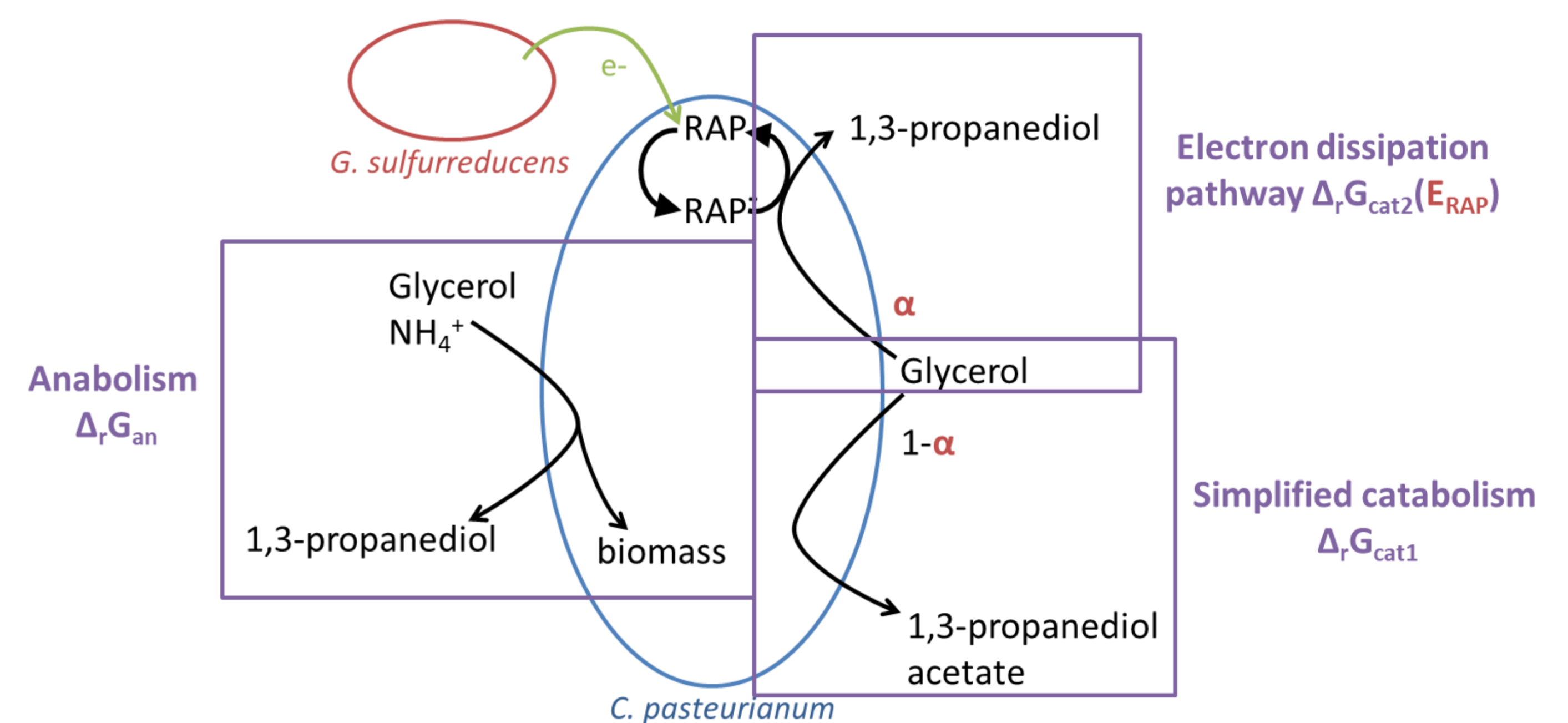
1) Several interactions seem possible: **parasitism, mutualism** or **commensalism**.

2) Interaction mode depends on the redox potential of the exchange protein/molecule involved. *Geobacter sulfurreducens* – *Clostridium pasteurianum* is likely a parasitism.

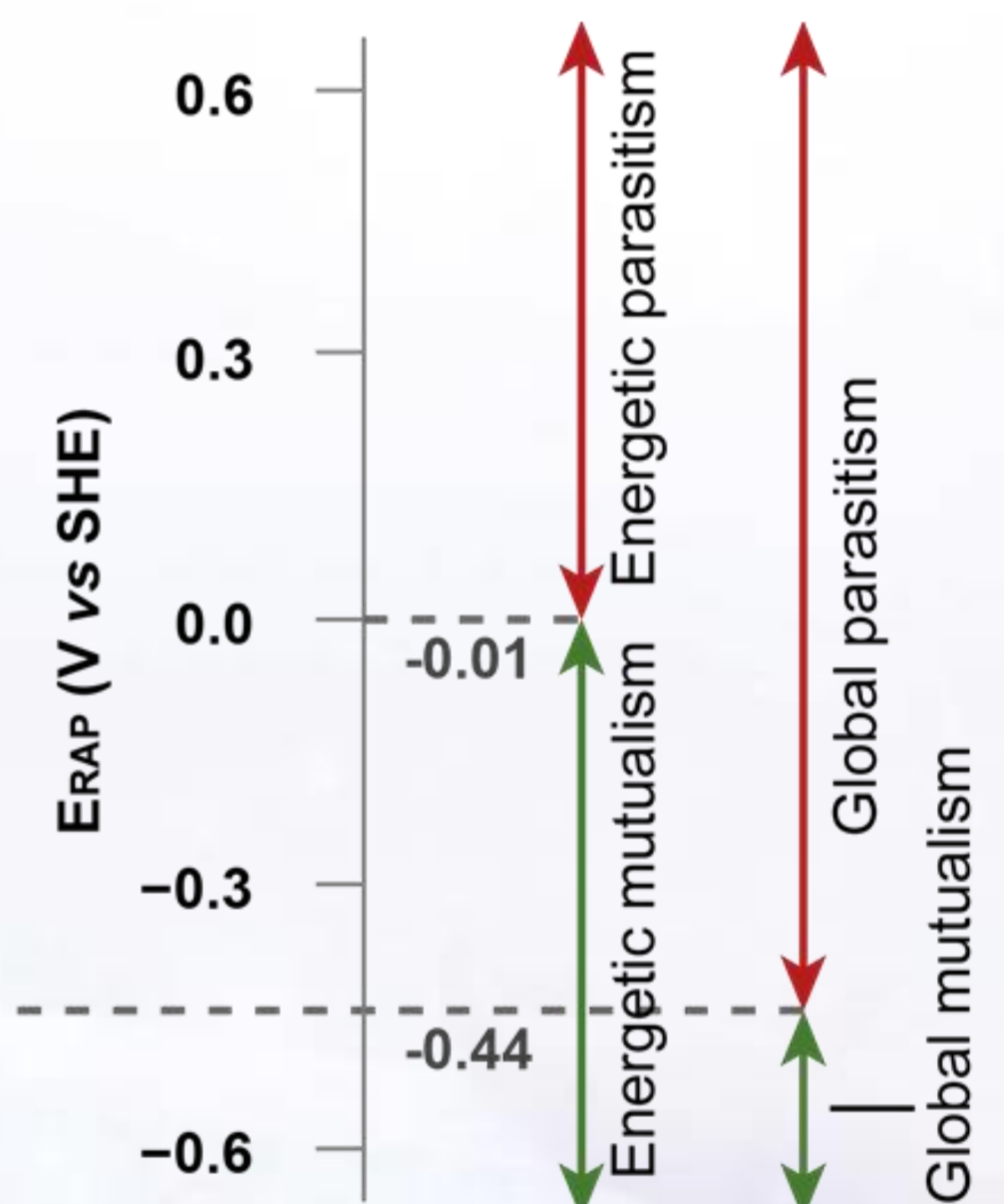
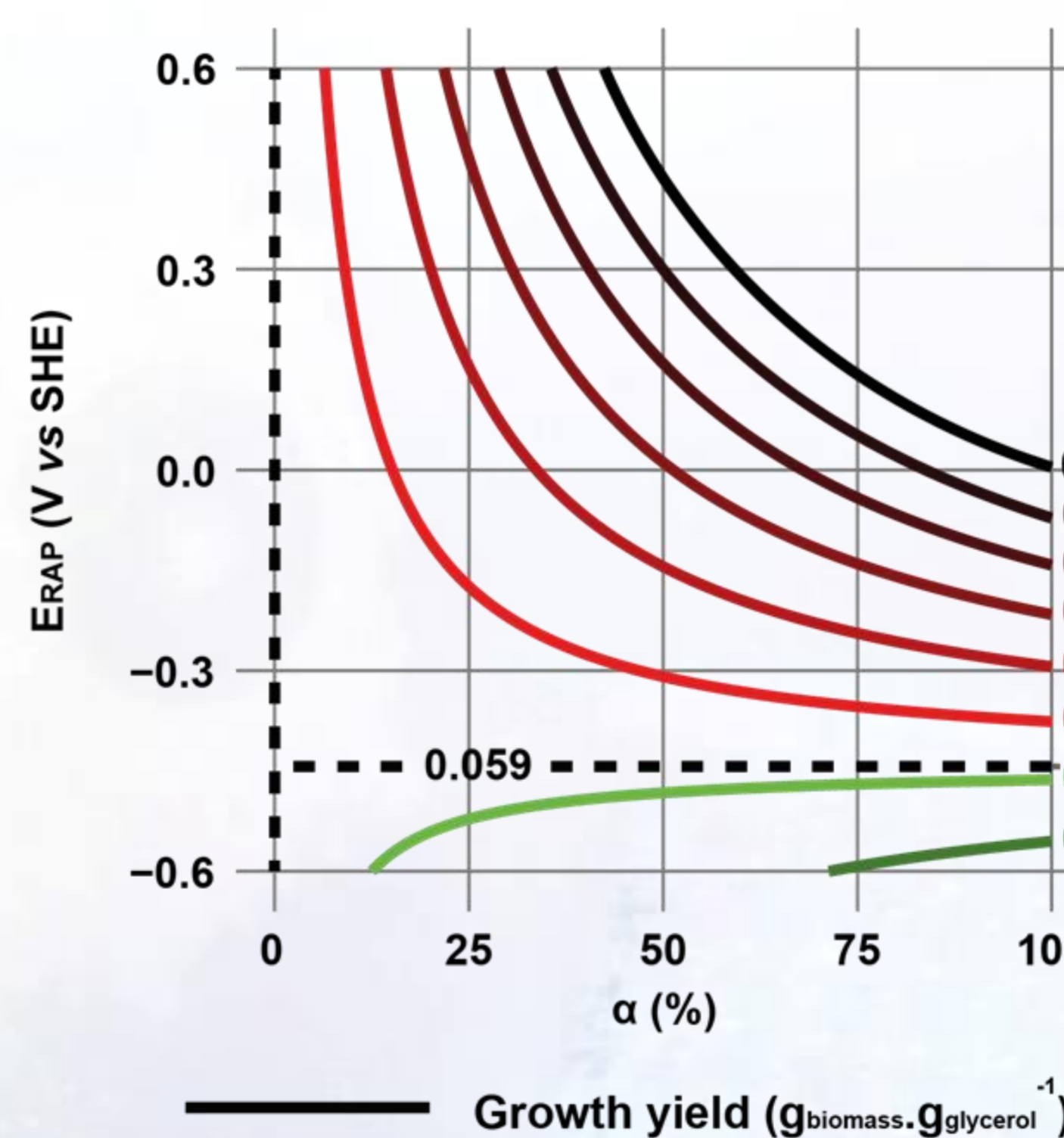
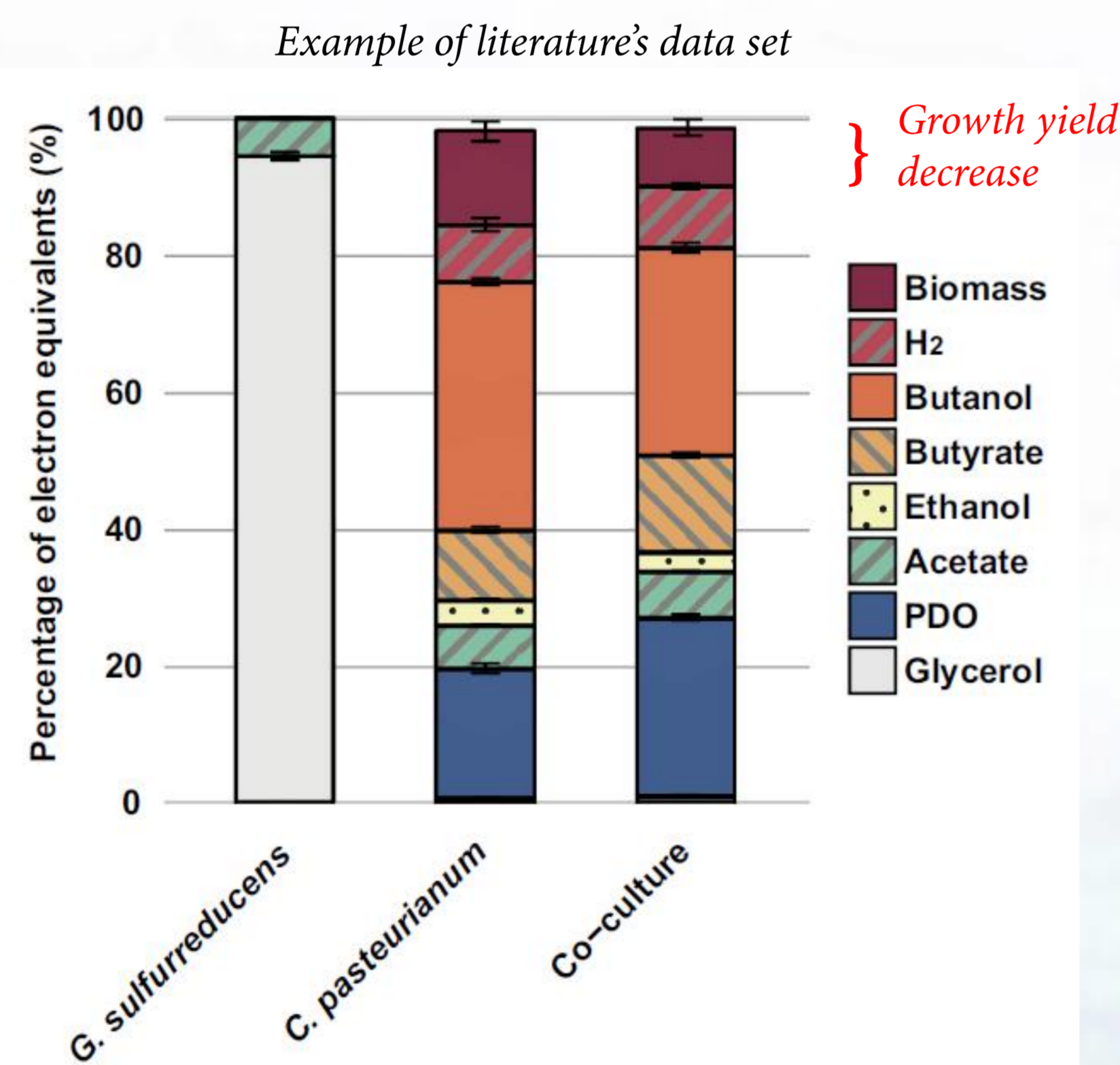
3) Using literature's data, 2 out of 3 IET-occurring fermentations could not be explained by the model.

4) For these two fermentations, the significant metabolic shift observed might strongly impact the thermodynamics of the microorganisms.

5) Possible explanation: the energy dissipated for growth could be increased in case of IET.



RAP: Redox-Active Protein



## Take-Home Message

Interactions between microorganisms through Interspecies Electron Transfer can result from several behaviours including syntrophy and parasitism. In some cases, IET can lead to significant metabolic changes, where the thermodynamics of the microorganisms seems to be greatly modified.

Knowing the proteins involved could complete the model and predict the thermodynamics of IET.



## REFERENCES

- [1] Moscoviz R, Flayac C, Desmond-Le Quémener E, Trably E, Bernet N, 2017. Revealing extracellular electron transfer mediated parasitism: energetic considerations. *Sci Rep.* 7:7766.
- [2] Moscoviz R, de Fouchécour E, Santa-Catalina G, Bernet N, Trably E, 2017. Cooperative growth of *Geobacter sulfurreducens* and *Clostridium pasteurianum* with subsequent metabolic shift in glycerol fermentation. *Sci Rep.* 7:44334
- [3] Choi O, Kim T, Woo HM, Um Y, 2014. Electricity-driven metabolic shift through direct electron uptake by electroactive heterotroph *Clostridium pasteurianum*. *Sci Rep.* 4:6961.
- [4] Emde R, Schink B, 1990. Enhanced propionate formation by *Propionibacterium freudenreichii* subsp. *freudenreichii* in a three-electrode amperometric culture system. *Appl Environ Microbiol.* 56:2771-6.
- [5] Kleerebezem R, Van Loosdrecht M, 2010. A generalized method for thermodynamic state analysis of environmental systems. *Crit Rev Environ Sci Technol.* 40:1-54.

