



HAL
open science

Genetic analysis of the morphological and ecophysiological responses to water deficit in an apple tree core-collection through a combination of high-throughput and physiological approaches

Aude Coupel-Ledru, Benoit Pallas, Magalie Delalande, Brunella Morandi, Luigi Manfrini, Sébastien Martinez, Sylvie Bluy, Théo Pinguet-Poquet, Frédéric Boudon, Luca Corelli, et al.

► **To cite this version:**

Aude Coupel-Ledru, Benoit Pallas, Magalie Delalande, Brunella Morandi, Luigi Manfrini, et al.. Genetic analysis of the morphological and ecophysiological responses to water deficit in an apple tree core-collection through a combination of high-throughput and physiological approaches. 5. Agreen-Skills Annual Meeting, Jun 2018, Edinbourg, United Kingdom. 2018. hal-02791152

HAL Id: hal-02791152

<https://hal.inrae.fr/hal-02791152>

Submitted on 5 Jun 2020

HAL is a multi-disciplinary open access archive for the deposit and dissemination of scientific research documents, whether they are published or not. The documents may come from teaching and research institutions in France or abroad, or from public or private research centers.

L'archive ouverte pluridisciplinaire **HAL**, est destinée au dépôt et à la diffusion de documents scientifiques de niveau recherche, publiés ou non, émanant des établissements d'enseignement et de recherche français ou étrangers, des laboratoires publics ou privés.

Genetic analysis of the morphological and ecophysiological responses to water deficit in an apple tree core-collection through a combination of high-throughput and physiological approaches



Aude Coupel-Ledru^{1,2},

B Pallas¹, M Delalande¹, B Morandi², L Manfrini², S Martinez¹, S Bluy¹, T Pinguet-Poquet¹, F Boudon¹, L Corelli², JL Regnard¹, E Costes¹

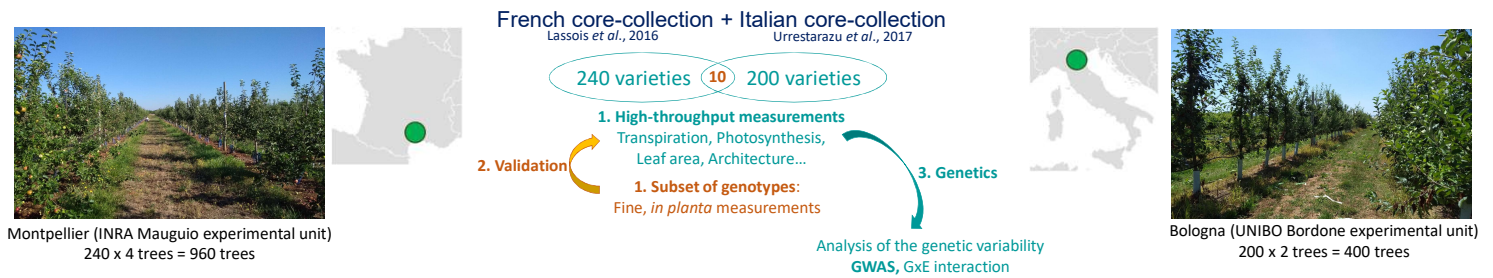
¹AGAP, Univ Montpellier, CIRAD, INRA, Montpellier SupAgro, Montpellier, France

²Dipartimento di Scienze e Tecnologie Agro-Alimentari Alma Mater Studiorum - Università di Bologna, Bologna, Italy

Context and objectives

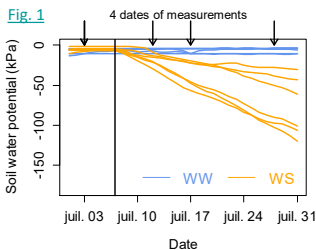
In the face of increasing **water scarcity**, adapting **breeding** programs to target crops for more efficient water use is crucial. This requires a comprehensive knowledge of the plant physiological responses to drought, including the regulation of water status in plant tissues (by **stomatal closure**) and the determinants of **water-use efficiency** (the ratio of carbon gain to water use). These challenging questions have been scarcely studied in **perennial crops** such as apple tree, yet of major economic importance.

Here, we aim at screening the **European diversity of apple trees** responses to drought to decipher their genetic and physiological bases.



The deployment of **high-throughput phenotyping** methodologies in the **field** to screen large populations of trees is crucial to study the responses to drought and decipher the genetic architecture of their variability.

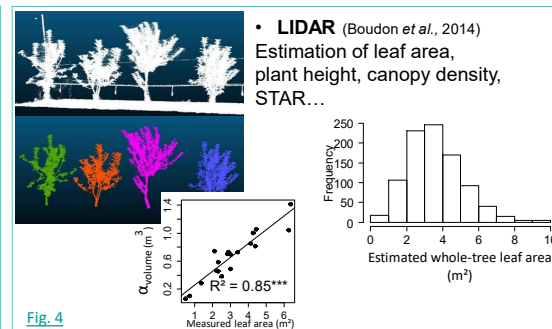
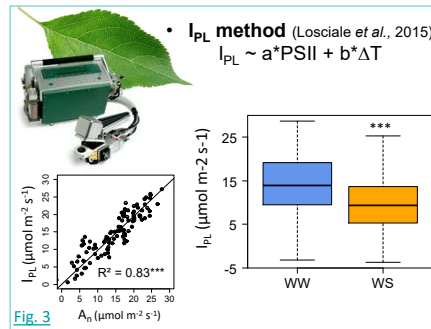
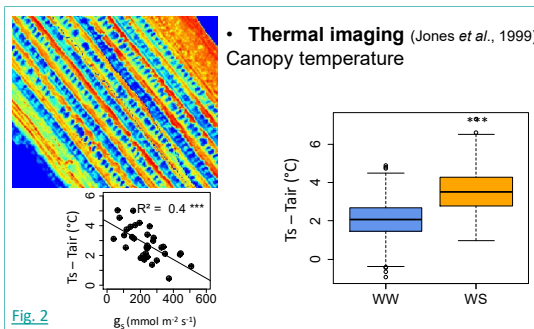
Methods and first results



1. We imposed **two watering scenarios** to the core-collections by irrigation withholding. The soil water status was monitored on 12 trees (6 for each scenario) equipped with tensiometers and capacitive sensors. The water deficit was gradually established during the month of July, and Ψ_{soil} reach up to -120 kPa at the end of this period (Fig1).

2. In both sites, we characterized a subset of **10 varieties** for their responses all along the season. Leaf water potential at predawn (Ψ_p), stem and leaf water potential at midday ($\Psi_{m, \text{stem}}$ and $\Psi_{m, \text{leaf}}$), stomatal conductance (g_s) and net photosynthesis (A_n) were measured at 4 dates (Fig 1). Marked contrasts were observed among the subset for their behaviours in WW and WS conditions.

3. We used high-throughput tools to measure the whole core-collection: airborne **imaging (thermal, Fig 2; and multispectral), fluorimetry** (I_{PL} , Fig 3), terrestrial scanner **LIDAR** (Fig 4), and we assessed the robustness of correlations with the corresponding, fine *in planta* variables measured on the 10 varieties (respectively g_s , Fig 2; A_n , Fig 3; and an example for leaf area in Fig 4).



A wide range of variability was found for all traits, with a highly significant effect of the genotype. **Mixed-models** including watering scenario and spatial effects were used to calculate BLUPs. H^2 were medium to high ($0.40 < H^2 < 0.85$).

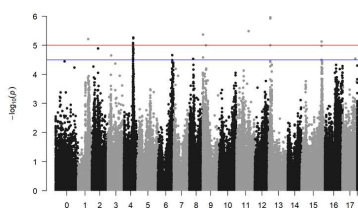


Fig. 5 Manhattan plot for the estimated leaf area

4. **GWAS** was undertaken on the high-throughput variables, with 275K SNPs issuing from a 400K array (LMM with per-chromosome Kinship (Rincent et al., 2014)). QTLs were detected for all traits (as exemplified for estimated leaf area in Fig 5). The analysis of QTLs colocations together with correlations between BLUPs is being performed to decipher the common bases to the responses to water deficit.

References

Boudon et al., *Annals of Bot* (2014) 114:853-862
 Jones et al., *PCE* (1999) 22(9):1043-1055
 Lassois et al., *Plant Mol Bio Rep* (2016) 34:827-844
 Losciale et al., *Physiol Plantarum* (2015) 154:609-620
 Rincent et al., *Genetics* (2014) 197:375-387
 Urrestarazu et al., *Frontiers in Pl Sc* (2017) 8(1923)

