



HAL
open science

High throughput phenotyping of plant interactions with micro organisms : associated devices

Christophe Salon

► **To cite this version:**

Christophe Salon. High throughput phenotyping of plant interactions with micro organisms : associated devices. 6. Annual meeting of the EFOR Network, Mar 2015, Paris, France. hal-02797489

HAL Id: hal-02797489

<https://hal.inrae.fr/hal-02797489v1>

Submitted on 5 Jun 2020

HAL is a multi-disciplinary open access archive for the deposit and dissemination of scientific research documents, whether they are published or not. The documents may come from teaching and research institutions in France or abroad, or from public or private research centers.

L'archive ouverte pluridisciplinaire **HAL**, est destinée au dépôt et à la diffusion de documents scientifiques de niveau recherche, publiés ou non, émanant des établissements d'enseignement et de recherche français ou étrangers, des laboratoires publics ou privés.



6th annual meeting of the EFOR network

9th, 10th & 11th March 2015



FIAP Jean Monnet, 30 rue Cabanis, 75014 PARIS

The EFOR network would like to sincerely thank

Their sponsors for their support



www.neb.com

SPECIAL SPONSOR



www.idtdna.com



www.leica-microsystems.com



www.ozyme.fr



www.inaf.cnrs-gif.fr/site-amatrace/page1.html

Their partners for their support



www.embrc-france.fr



www.tefor.net



www.gouvernement.fr/investissements-d-avenir-cgi

9th March 2015: SCIENTIFIC AND TECHNOLOGICAL SESSIONS


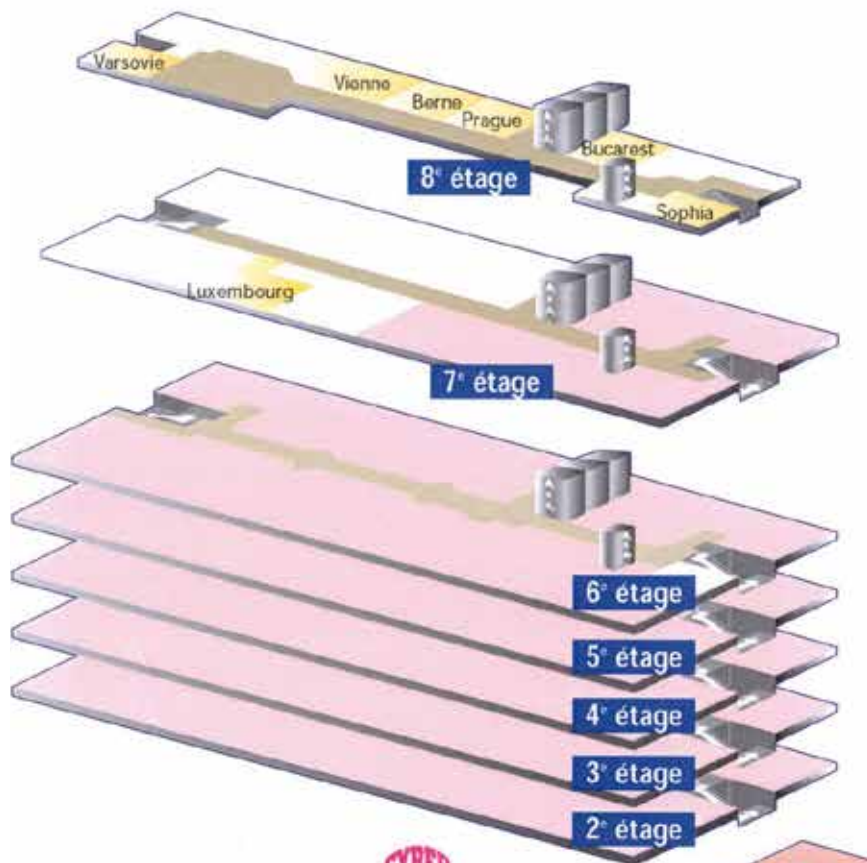
- **MODELS FOR STUDYING GLOBAL CHANGE**
 **(Lisbonne Room)**
Organizers: Stéphane DUPAS, Johanna DJIAN-ZAUCHE & Jean-Stéphane JOLY
- **MODELS FOR STUDYING NEURODEGENERATIVE DISEASES**
 **(Bruxelles Room)**
Organizers: Jean Louis NAHON & Erwan BÉZARD
- **SPONSOR PRESENTATIONS**
 **(Bruxelles Room)**
Organizers: Stéphane GUÉGUEN (Leica Microsystems), Emilie DELVERDIÉ (Integrated DNA Technology) & Mickaël PLOQUIN (New England Biolabs)
- **CRISP-R/CAS 9 SYSTEM**
 **(Bruxelles Room)**
Organizers: Carine GIOVANNANGELI & Jean-Paul CONCORDET
- **CALCIUM IMAGING**
 **(Lisbonne Room)**
Organizers: Michaël DEMARQUE & Claire WYART

10th March 2015: MODEL ORGANISM WORKSHOPS

- **ZEBRAFISH WORKSHOP**
 **(Bruxelles Room)**
Organizers: Filippo DEL BENE & Nicolas DAVID
- **XENOPUS WORKSHOP**
 **(Berlin Room)**
Organizers: Daniel BOUJARD & Christophe HÉLIGON
- **NON HUMAN PRIMATES WORKSHOP**
 **(Paris Room)**
Organizer: Romain LACOSTE
- **AGRONOMIC MODELS WORKSHOP**
 **(Athènes Room)**
Organizers: Eric PAILHOUX & Florian GUILLOU
- **MARINE METAZOA WORKSHOP**
 **(Stockholm Room)**
Organizers: Jenifer CROCE, Julia MORALES, Hector ESCRIVA & Sébastien DARRAS
- **ARABIDOPSIS THALIANA & FRIENDS WORKSHOP**
 **(Budapest Room)**
Organizers: Emmanuel GUIDERDONI, Christian MEYER & Pascal RATET
- **ALGAE WORKSHOP**
 **(Copenhagen Room)**
Organizers: Catherine BOYEN & Hervé MOREAU

11th March 2015: MODEL ORGANISM WORKSHOP

- **VIBRIO WORKSHOP**
 **(Berlin Room)**
Organizer: Frédérique LE ROUX





6th annual meeting of the EFOR network

9th March 2015

8h45 // Registration, Welcome coffee and sponsors booth (hall)

10H00 // Introduction of the meeting by the coordination of EFOR (Bruxelles Room)

MORNING: SCIENTIFIC SESSIONS



ORGANIZED BY

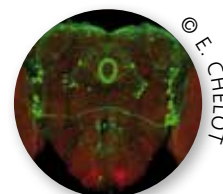
Jean-Louis Nahon & Erwan Bézard

// MODELS FOR STUDYING NEURODEGENERATIVE DISEASES //

- ▶ **10h30 Laëtitia Miguel** (CNRS, Rouen): Characterization of physiopathological mechanisms in FTLD, using *Drosophila* as an experimental model
- ▶ **11h00 Marcel Tawk** (INSERM/Univ. PSUD, Kremlin Bicêtre): The immunophilin FKBP52 interacts with Tau-P301L, induces its oligomerisation and modulates its activity in a model of tauopathy
- ▶ **11h30 Pierre-Olivier Fernagut** (CNRS, Bordeaux): Preclinical models of Parkinson's disease
- ▶ **12h00** Round table



BRUXELLES ROOM
(Basement)



12h30 // Lunch (cafeteria) & sponsors booth (hall)



ORGANIZED BY

Stéphane Dupas, Johanna Djian-Zaouche & Jean-Stéphane Joly
EMBRC-Fr joint session

// MODELS FOR STUDYING GLOBAL CHANGE //



- ▶ **10h30 Didier Aurelle** (IMBE, Marseille): Corals and climate change: from ecology to genetics and genomics
- ▶ **11h00 Christelle Robinet** (INRA, Orléans): The pine processionary moth: a good bioindicator of climate warming?
- ▶ **11h30 Sophie Martin** (Station biologique, Roscoff): Vulnerability of coralline algae to global ocean changes
- ▶ **12h00 Carlo Costantini** (IRD, Montpellier): The malaria mosquito *Anopheles gambiae* as a model to study adaptation to global environmental changes



LISBONNE ROOM
(Basement)



// 14H00 - SPONSORS PRESENTATIONS //



BRUXELLES ROOM

(Basement)



- ▶ **Stéphane Guéguen:** The new Digital Light Sheet on confocal SP8 system



- ▶ **Emilie Delverdié:** Rewriting the Genome using CRISPR and Synthetic Biology



- ▶ **Mickaël Ploquin:** Genome editing workflow tool
Sponsor of the CRISP-R/Cas 9 session

AFTERNOON: TECHNOLOGICAL SESSIONS



ORGANIZED BY

Carine Giovannangeli & Jean-Paul Concordet

// CRISP-R/CAS9 SYSTEM //

- ▶ **15h00 Emmanuelle Jacquin-Joly** (INRA, Versailles): Targeting olfactory receptors in the non-model crop pest *Spodoptera littoralis* with CRISP-R/Cas9
- ▶ **15h30 Anna Gilles** (ENS, Lyon): Probing morphogenesis by live imaging and CRISP-R mediated gene targeting in an emerging insect model

16H00 // Coffee break & sponsors booth (hall)

- ▶ **17h00 Tsuyoshi Momose** (CNRS, Villefranche): Gene editing with CRISP-R/Cas9 in a jellyfish *Clytia hemisphaerica*: high efficiency and challenges
- ▶ **17h30 Vincenzo di Donato** (Institut Curie, Paris): Novel approaches for tissue specific gene disruption in zebrafish



BRUXELLES ROOM

(Basement)



ORGANIZED BY

Michaël Demarque & Claire Wyart

// CALCIUM IMAGING //

- ▶ **15h00 Alex Costa** (Univ. Milan, Spain): Calcium imaging in plant cell
- ▶ **15h30 Pierre-Yves Plaçais** (CNRS, Paris): Functional characterization of olfactory memory circuits in *Drosophila*

16H00 // Coffee break & sponsors booth (hall)

- ▶ **17h00 Elena Dreosti** (UCL, London): Synaptic function within the retinal circuit
- ▶ **17h30 Bjørn Kampa** (CH Timone, Marseille): Information processing in the visual cortex



LISBONNE ROOM

(Basement)

18h00 // End



6th annual meeting of the EFOR network 10th March 2015

ZEBRAFISH WORKSHOP



ORGANIZED BY

Filippo Del Bene & Nicolas David

MORNING

08h45 // Registration and welcome coffee (hall)

09h30 // Introduction by the organizers

// SESSION 1: INTRACELLULAR TRAFFICKING //

- ▶ **09h45 François Giudicelli** (UPMC, Paris): Local gene expression and mRNA transport in zebrafish neurons
- ▶ **10h15 Emilie Delaune** (IBCP, Lyon): Biodistribution of polylactide nanovectors at whole-body level in zebrafish
- ▶ **10h45 Morgane Poulain** (iBV, Nice): Role of the ESCRT complex in zebrafish ciliated organs

// SESSION 2: STEM CELL AND REGENERATION //

- ▶ **11h10 Nadia Mercader Huber** (CNIC, Madrid): Cardiac regeneration and fibrosis regression during heart regeneration in the zebrafish
- ▶ **11h40 Emilie Dambroise-Mugniery** (CNRS, Gif-sur-Yvette): Neuroepithelial progenitor cells expression profiling in medaka

12h00 // Lunch (cafeteria) & sponsors booth (hall)



BRUXELLES ROOM

(Basement)



ZEBRAFISH WORKSHOP

6th annual meeting of the EFOR network
10th March 2015



ZEBRAFISH WORKSHOP



ORGANIZED BY

Filippo Del Bene & Nicolas David

AFTERNOON

// SESSION 3: NEURO-DEVELOPMENT //

- ▶ **14h00 Matthias Carl** (*Univ. Heidelberg, Germany*): Dissecting asymmetric neural network formation *in vivo*
- ▶ **14h30 Elim Hong** (*INSERM, Paris*): Understanding the role of asymmetric cholinergic signaling in the habenulo-interpeduncular pathway
- ▶ **15h00 Véronique Duboc** (*CBD, Toulouse*): Deciphering genetic control of zebrafish epithalamic asymmetries
- ▶ **15h20 Jonathan Boulanger-Weil** (*INSERM, Paris*): Functional dynamics of developing newborn neurons

15h40 // Coffee break & sponsors booth (hall)

// SESSION 4 //

- ▶ **16h30 Pia Aanstad** (*Univ. Innsbruck, Austria*): The zebrafish gastrula stage endoderm: a model system for studying cell migration and cell proliferation
- ▶ **17h00 Alexandre Kabla** (*Univ. Cambridge, London*): Quantifying the spatio-temporal patterns of morphogenesis
- ▶ **17h30 Doris-Lou Demy** (*Institut Pasteur, Paris*): Establishment and maintenance of Microglia in zebrafish embryos
- ▶ **17h50 Round table**

18h15 // Concluding remarks
18h30 // End

BRUXELLES ROOM 
(Basement)

ZEBRAFISH WORKSHOP

A photograph of several zebrafish swimming in an aquarium. The fish are characterized by their horizontal stripes and are shown in various orientations, some facing left and some facing right. The background is dark, making the fish stand out.



6th annual meeting of the EFOR network

10th March 2015

XENOPUS WORKSHOP



ORGANIZED BY

Daniel Boujard & Christophe Héliçon

MORNING

08h45 // Registration and welcome coffee (hall)

09h45 // Introduction by the organizers

// SESSION 1: CRISP-R/Cas9 in Xenopus //

CHAIR: CHRISTOPHE HÉLIGON (CRB-XÉNOPES, RENNES)

- ▶ **10h00 Jean-Baptiste Pénigault** (TEFOR infrastructure, Gif-sur-Yvette): CRISPOR - An online tool to optimize CRISP-R/Cas9 gRNA in more than 70 genomes
- ▶ **10h30 Nicolas Pollet** (EGCE, Gif-sur-Yvette): An example of CRISP-R/Cas9 use in *X. tropicalis* & Comparison of T7E1 and Surveyor Mismatch Cleavage Assays To Detect Mutations Triggered by Engineered Nucleases
- ▶ **11h15 Christophe Héliçon** (CRB Xénopes, Rennes) - Synthesis and discussion on CRISP-R in *Xenopus* models

11h45 // Lunch (cafeteria) & sponsors booth (hall)



BERLIN ROOM

(Basement)

XENOPUS WORKSHOP

6th annual meeting of the EFOR network
10th March 2015



XENOPUS WORKSHOP



ORGANIZED BY

Daniel Boujard & Christophe Héligon

AFTERNOON

// SESSION 2: ECO-TOXICOLOGY //

CHAIR: DAVID DU PASQUIER (WATCHFROG, EVRY)

- ▶ **13h30 Frances Orton** (*Univ. of Exeter, UK*): Methods for assessing reproductive health in amphibians
- ▶ **14h00 Jean-Baptiste Fini** (*MNHN, Paris*): Deciphering how endocrine disrupting chemicals impact thyroid hormone signaling and brain development in *Xenopus*.
- ▶ **14h30 Petra Spirhanzlova** (*WatchFrog, Evry*): Practical application of transgenic *Xenopus laevis* for identifying thyroid disruption in surface waters
- ▶ **15h00** Round table

15h30 // Coffee break & sponsors booth (hall)

// SESSION 3: DEVELOPMENTAL BIOLOGY //

CHAIR: DANIEL BOUJARD (CRB-XÉNOPES, RENNES)

- ▶ **16h30 Eric Theveneau** (*CBD, Toulouse*): Beyond chemotaxis: signal integration during directional migration
- ▶ **17h00 Andrea Pasini** (*IBDM, Marseille*): Molecular bases of mucociliary epithelium organogenesis in *Xenopus laevis*: role of the SCF/KIT pathway
- ▶ **17h30 Anne-Hélène Monsoro-Burq** (*Institut Curie, Orsay*): PFKFB4 controls embryonic patterning *via* Akt signalling independently of glycolysis
- ▶ **18h00** Round table

18h30 // Concluding remarks
19h00 // End

BERLIN ROOM
(Basement)



XENOPUS WORKSHOP





6th annual meeting of the EFOR network

10th March 2015

NON HUMAN PRIMATES WORKSHOP



ORGANIZED BY

Romain Lacoste

MORNING

08h45 // Registration and welcome coffee (hall)

10h00 // Introduction by the organizer

// SESSION 1: BIOMEDICAL //

- ▶ **10h15 Christophe Arnoult** (CNRS, Grenoble): Infertility and non-human primate research
- ▶ **11h00 Thomas D'Hooghe** (Faculty of Medicine, Belgium): Use of NHP in reproductive medicine
- ▶ **11h45** Round table

12h00 // Lunch (cafeteria)



PARIS ROOM

(1st Floor)

NON HUMAN PRIMATES WORKSHOP

6th annual meeting of the EFOR network
10th March 2015



NON HUMAN PRIMATES WORKSHOP



ORGANIZED BY

Romain Lacoste

AFTERNOON

// SESSION 2: ECO-ETHOLOGY //

- ▶ **14h00 Cécile Garcia** (*CNRS, Paris*): Multimodal sexual signaling and mating behavior in non-human primates
- ▶ **14h30 Stefano Vaglio** (*Durham University, UK*): Olfactory communication and reproductive strategies in non-human primates
- ▶ **15h00 Tobias Deschner** (*MPI, Leipzig*): Non-invasive endocrinological methods in primate research
- ▶ **15h30** Round table

15h45 // Coffee break (hall)

// SESSION: CONSERVATION //

- ▶ **17h00 Thomas Hildebrandt** (*IZW, Germany*): Non-human primates conservation management using reproduction techniques
- ▶ **17h30 Thomas Hildebrandt** (*IZW, Germany*): IZW reproduction management with mammal species
- ▶ **18h00** Round table

18h15 // Concluding remarks

18h30 // End

PARIS ROOM
(1st Floor)



**NON HUMAN PRIMATES
WORKSHOP**





6th annual meeting of the EFOR network

10th March 2015

AGRONOMIC MODELS WORKSHOP



ORGANIZED BY

Eric Pailhoux & Florian Guillou

MORNING

08h45 // Registration and welcome coffee (hall)

09h15 // Introduction by the organizers

// SESSION 1: GENOMICS AND BIOTECHNOLOGY IN AVIAN MODEL //

- ▶ **09h30 Sébastien Guizard** (UMR PRC INRA, Nouzilly): Organization and annotation of repeated sequences in the Red junglefowl genome
- ▶ **10h00 Alain Vignal** (GenPhySE INRA, Toulouse): Update on the sequencing of the quail genome
- ▶ **10h45 Vincent Coustham** (URA INRA, Nouzilly): Genome-wide DNA methylation analysis of heat-acclimated chickens

11h00 // Break

- ▶ **11h15 Sandrine Lagarrigue** (UMR Pegase INRA, Rennes): RNA-seq: interests for research
- ▶ **11h45 Jérôme Gros** (Institut Pasteur, Paris): Generating genomic and molecular genetic resources for the quail
- ▶ **12h15 Vanessa Guérin** (URA INRA, Nouzilly): Set up and characterisation of primordial germ cells (PGCs) culture in the black chick from Berry

12h30 // Lunch (cafeteria)



ATHÈNES ROOM

(Basement)



**AGRONOMIC MODELS
WORKSHOP**

6th annual meeting of the EFOR network
10th March 2015



AGRONOMIC MODELS WORKSHOP



ORGANIZED BY

Eric Pailhoux & Florian Guillou

AFTERNOON

// SESSION 2: GENOMICS AND BIOTECHNOLOGY IN FARM MAMMALS //

- ▶ **14h00 Alain Pinton** (*INRA-ENVT, Toulouse*): Chromosome rearranging in farm species
- ▶ **14h30 Carole Charlier** (*GIGA, Belgium*): What we learn from cow genetics
- ▶ **15h00 Sandrine Floriot** (*INRA CR, Jouy-en-Josas*): Example of a natural mutation in cows: a clinical model?

15h30 // Coffee break & sponsors booth (hall)

- ▶ **16h30 Aurélien Capitan** (*INRA CR, Jouy-en-josas*): high-throughput technics for functional studies in cow
- ▶ **17h00 Maëlle Pannetier** (*INRA CR, Jouy-en-Josas*): FOXL2 invalidation in goat

17h30 // Concluding remarks

18h00 // End

ATHÈNES ROOM
(Basement)



**AGRONOMIC MODELS
WORKSHOP**





6th annual meeting of the EFOR network

10th March 2015

MARINE METAZOA WORKSHOP



ORGANIZED BY

Jenifer Croce, Julia Morales, Hector Escriva & Sébastien Darras
EMBRC-Fr joint session

MORNING

08h45 // Registration and welcome coffee (hall)

10h00 // Introduction by the organizers

// SESSION 1

- ▶ **10h15 Eric Röttinger** (*Univ of Nice, France*): Understanding the re-deployment of embryonic Gene Regulatory Networks during *Nematostella vectensis* regeneration
- ▶ **10h45 Sandip Patel** (*Univ College, London*): Ancestral Ca²⁺ signalling in the sea urchin
- ▶ **11h15 Juan Tena** (*Univ, Sevilla*): Functional genomics in *Amphioxus* sheds light on the evolution of vertebrate regulatory landscapes
- ▶ **11h45** Round table

12h00 // Lunch (cafeteria) & sponsors booth (hall)



STOCKHOLM ROOM

(Basement)

**MARINE METAZOA
WORKSHOP**

6th annual meeting of the EFOR network
10th March 2015



MARINE METAZOA WORKSHOP



ORGANIZED BY

Jenifer Croce, Julia Morales, Hector Escriva & Sébastien Darras
EMBRC-Fr joint session

AFTERNOON

// SESSION 2

- ▶ **14h00 Maurice Elphick** (*Queen Mary Univ, London*): Evolution and comparative physiology of neuropeptide signalling: echinoderms as model systems
- ▶ **14h30 Jean-Philippe Chambon** (*UPMC, Paris*): Cell fates during tail regression in the ascidian *Ciona intestinalis*
- ▶ **15h00 Nicolas Bierne** (*SB, Sète*): An overview of some population genomics studies in marine organisms
- ▶ **15h30** Round table

15h45 // Coffee break & sponsors booth (hall)

// SESSION 3

- ▶ **16h30 Anaëlle Pierre** (*IJM, Paris*): Predicting embryonic division cleavage patterns
- ▶ **17h00 Alexander Ziegler** (*Biosolutions, Waldshut-Tiengen, Germany*): Large-scale phenotyping: sea urchins as model organisms
- ▶ **17h30 Michaël Manuel** (*UPMC, Paris*): Did nervous systems originated twice? The ctenophore controversy
- ▶ **18h00** Round table

18h15 // Concluding remarks

18h30 // End

STOCKHOLM ROOM
(Basement)



**MARINE METAZOA
WORKSHOP**





6th annual meeting of the EFOR network
10th March 2015

ARABIDOPSIS THALIANA AND FRIENDS WORKSHOP



ORGANIZED BY

Emmanuel Guiderdoni, Christian Meyer & Pascal Ratet

MORNING

8h45 // Registration and welcome coffee (hall)

10h00 // Introduction by the organizers

// SESSION 1: ROOT PHENOTYPING PLATFORMS //

- ▶ **10h15 Philippe Nacry** (*INRA, Montpellier*): Rhyzscan HT a key step toward a high-throughput phenotyping platform dedicated to root development
- ▶ **10h45 Alain Audebert** (*CIRAD, Montpellier*): Rhizoscope: a tool dedicated to the phenotyping of roots for studying their architecture
- ▶ **11h15 Christophe Salon** (*INRA, Dijon*): High-throughput phenotyping of interactions between plants and microorganisms, associated devices
- ▶ **11h45** Round table

12h00 // Lunch (cafeteria) & sponsors booth (hall)



BUDAPEST ROOM

(Basement)

**ARABIDOPSIS THALIANA
AND FRIENDS WORKSHOP**

6th annual meeting of the EFOR network
10th March 2015



ARABIDOPSIS THALIANA AND FRIENDS WORKSHOP



ORGANIZED BY

Emmanuel Guiderdoni, Christian Meyer & Pascal Ratet

AFTERNOON

// SESSION 2: DIVERSITY, ADAPTATION AND INTERACTIONS WITH ENVIRONMENT //

- ▶ **14h00 Jacques Roy** (CNRS, Montpellier): Use of plant models (*Brachypodium distachyon* and *Medicago truncatula*) at the Ecotron, a platform dedicated to ecology:
 - 1) experimental variability and reproducibility of results;
 - 2) concept of an ecosystem model
- ▶ **14h30 Christian Meyer/Olivier Loudet** (INRA, Versailles): High-throughput phenotyping to decode the complexity of natural variation in *Arabidopsis thaliana*
- ▶ **15h00 Jean-Luc Verdeil** (CIRAD, Montpellier): Anatomical phenotyping of plants: from dream to reality
- ▶ **15h30** Round table

16h00 // Coffee break & sponsors booth (hall)

// SESSION 3: BIO-INFORMATICS AND DATA PROCESSING //

- ▶ **17h00 Pierre Roumet** (INRA, Montpellier): Plant production under abiotic stress conditions: an instrumented field phenotyping platform -DiaPhen- to assess genetic variability
- ▶ **17h30 Cyril Pommier** (INRA, Versailles): Management and integration of plant phenotyping experimental data: the Phenome information system and GnplS.Ephesis
- ▶ **18h00** Round table

18h15 // Concluding remarks

18h30 // End

BUDAPEST ROOM
(Basement)



**ARABIDOPSIS THALIANA
AND FRIENDS WORKSHOP**





6th annual meeting of the EFOR network

10th March 2015

ALGAE WORKSHOP



ORGANIZED BY

Catherine Boyen & Hervé Moreau
EMBRC-Fr joint session

MORNING

8h45 // Registration and welcome coffee (hall)

9h15 // Introduction by the organizers

// SESSION 1: GENOMICS & EVOLUTION //

- ▶ **09h30 Guillaume Blanc** (*IGS, Marseille*): Genomic footprints of past viral infections in algae
- ▶ **10H00 Bénédicte Charrier** (*LBI2M, Roscoff*): Cell differentiation in the filamentous brown alga *Ectocarpus*: genetic and biophysical parameters
- ▶ **10H30 Giovanni Finazzi** (*IRTSV, Grenoble*): Regulation of algal photosynthesis by light

11h00 // Short break

- ▶ **11h15 Alexandre Cormier** (*LBI2M, Roscoff*): Re-annotation of the *Ectocarpus* genome: improvement of the brown alga model
- ▶ **11h30 Marina Cavaiuolo** (*IBPC, Paris*): Small RNAs in the chloroplast of *Chlamydomonas reinhardtii*

11h45 // Lunch (cafeteria) & sponsors booth (hall)



COPENHAGEN ROOM

(Basement)



ALGAE WORKSHOP

6th annual meeting of the EFOR network

10th March 2015



ALGAE WORKSHOP



ORGANIZED BY

Catherine Boyen & Hervé Moreau
EMBRC-Fr joint session

AFTERNOON

// SESSION 2: DIVERSITY, ADAPTATION AND INTERACTIONS WITH ENVIRONMENT //

- ▶ **13h30 Claire Gachon** (*SAMS, UK*): Disease resistance mechanisms to eukaryotic pathogens in photosynthetic stramenopiles
- ▶ **14h00 Catherine Leblanc** (*LBI2M, Roscoff*): Defense and distance signaling in brown algal kelps during interactions with herbivores
- ▶ **14h30 Nigel Grimsley** (*BIOM, Banyuls*): Prasinovirus-algal interactions in the marine environment
- ▶ **15h00 Emeline Creis** (*LBI2M, Roscoff*): Biosynthetic pathways of phlorotannins in brown algae, toward elucidation of their biological and ecological roles
- ▶ **15h15 Han-Yi Fu** (*IBPC, Paris*): Providing exogenous quinones with access to the photosynthetic electron flow from photosystem II

15h30 // Coffee break & sponsors booth (hall)

// SESSION 3: ALGAL BIOTECHNOLOGY //

- ▶ **16h30 Jean-Paul Cadoret** (*Ifremer, Nantes*): Biotechnologies and microalgae
- ▶ **17h00 Philippe Potin** (*LBI2M, Roscoff*): IDEALG un projet pour la reconnaissance de l'apport des modèles de macro-algues et bactéries marines associées en biologie fondamentale et pour l'innovation
- ▶ **17h30 Hélène Gateau** (*IUML, Le Mans*): Pulse electric fields allow the biocompatible extraction of molecules from the microalgae *Haematococcus pluvialis*
- ▶ **17h45 Giulio Stella** (*BCQ, Paris*): TALEN-mediated genome editing in diatoms


18h00 // Concluding remarks

18h30 // End

COPENHAGUE ROOM
(Basement)



ALGAE WORKSHOP





6th annual meeting of the EFOR network

11th March 2015

VIBRIO WORKSHOP



ORGANIZED BY

Frédérique Le Roux
EMBRC-Fr joint session

MORNING

8H45 // Registration

// SESSION 1: ECOLOGY //

- ▶ **09h00 Frédérique Le Roux** (*Station Biologique de Roscoff, France*): Objective of the workshop & population, comparative and functional genomics of oysters pathogen
- ▶ **09h30 Mathias Wegner** (*Alfred-Wegener-Institut, Germany*): Population structure and ecology of *Vibrio* in oyster
- ▶ **09h50 Luigi Vezzuli** (*Genova Univ., Italy*): *Vibrio* and Climate change: what's relevant for Europe?

10h10 // Coffee break

// SESSION 2: PATHOGENESIS //

- ▶ **10h40 Carlos Osorio** (*Santiago de Compostela Univ., Spain*): *P. damsela* pathogenesis in homeotherm and poikyltherm animals
- ▶ **11h00 Carmen Amaro** (*Valencia Univ., Spain*): Host-pathogen interaction in *Vibrio vulnificus*
- ▶ **11h20 Jennifer Ritchie** (*Univ. of Surrey, UK*): Pathogenesis, Rabbit models
- ▶ **11h40 Tom Defoirdt** (*Ghent Univ., Belgium*): Gnotobiotic & conventional models (fish, crustacean, mollusk)

12h00 // Lunch (cafeteria)



BERLIN ROOM

(Basement)

VIBRIO WORKSHOP

6th annual meeting of the EFOR network

11th March 2015



VIBRIO WORKSHOP



ORGANIZED BY

Frédérique Le Roux
EMBRC-Fr joint session

AFTERNOON

// SESSION 3: MOLECULAR MECHANISMS //

- ▶ **14h10 Delphine Destoumieux** (*Univ. of Montpellier, France*): Intracellular survival in phagocyte
- ▶ **14h30 Melanie Blokech** (*EPFL, Lausanne, Switzerland*): Evolution, genome plasticity, transformation, environmental reservoir
- ▶ **14h50 Didier Mazel** (*Institut Pasteur, France*): Genome plasticity and dynamic
- ▶ **15h10 Annick Jacq** (*IGM, Paris-Sud Univ., France*): Evolution of regulatory networks involving sRNAs in vibrios
- ▶ **15h30 Felipe Cava** (*MIMS, Sweden*): Cell wall plasticity
- ▶ **15h50 Gram Lone** (*Univ. of Copenhagen, Denmark*): *Vibrionaceae* a new source of bioactive compounds

16h10 // Coffee break

// SESSION 4: RISK SURVEY AND MANAGEMENT //

- ▶ **16h30 Eckhard Strauch** (*Bundesinstitut für Risikobewertung, Germany*): Genetic and phenotypic characterization of *V. vulnificus cholerae* non 01 -0139 in Germany
- ▶ **16h50 Alexander Kirschner** (*Medical Univ. of Vienna, Austria*): Microdiversity study of *V. cholerae* in Austria
- ▶ **17h10 Stephan Hühn** (*Univ. of Berlin, Germany*): VBNC of *V. paraemolyticus*
- ▶ **17h30 Gunnar Gerdt** (*Alfred-Wegener-Institut, Germany*): Climate change induced shifts in potentially human pathogenic *Vibrio spp.* populations in the German Bight

17h50 // Concluding remarks

18h30 // End

BERLIN ROOM
(Basement)



VIBRIO WORKSHOP



