



**HAL**  
open science

## Role of the metacommunity in the colonization of rabbit's intestinal tract to fight against antibiotic-resistant bacteria

Caroline Achard, Beatrice Gabinaud, Sylvie Combes, Véronique Dupouy-Guiraute, Yulixaxis Ramayo Caldas, Catherine Denis, Maria Ballester Davis Ballester, Nathalie Le Floc'H, Samuel Boucher, Stéphane Chatellier, et al.

### ► To cite this version:

Caroline Achard, Beatrice Gabinaud, Sylvie Combes, Véronique Dupouy-Guiraute, Yulixaxis Ramayo Caldas, et al.. Role of the metacommunity in the colonization of rabbit's intestinal tract to fight against antibiotic-resistant bacteria. 16. International Symposium on Microbial Ecology - ISME16, Aug 2016, Montréal, Canada. hal-02799866

**HAL Id: hal-02799866**

**<https://hal.inrae.fr/hal-02799866v1>**

Submitted on 5 Jun 2020

**HAL** is a multi-disciplinary open access archive for the deposit and dissemination of scientific research documents, whether they are published or not. The documents may come from teaching and research institutions in France or abroad, or from public or private research centers.

L'archive ouverte pluridisciplinaire **HAL**, est destinée au dépôt et à la diffusion de documents scientifiques de niveau recherche, publiés ou non, émanant des établissements d'enseignement et de recherche français ou étrangers, des laboratoires publics ou privés.




Distributed under a Creative Commons Attribution - ShareAlike 4.0 International License

# Role of the metacommunity in the colonization of rabbit's intestinal tract to fight against antibiotic-resistant bacteria

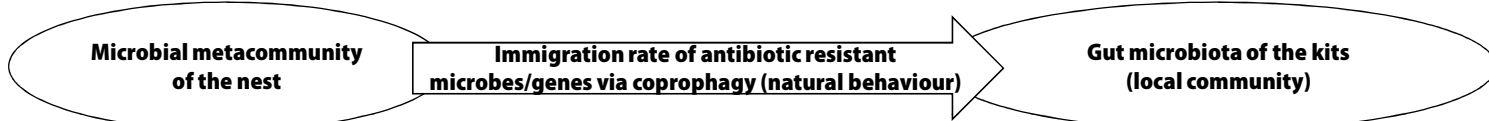
Achard C.<sup>1</sup>, Gabinaud B.<sup>1</sup>, Combes S.<sup>1</sup>, Dupouy V.<sup>2</sup>, Ramayo-Caldas Y.<sup>3</sup>, Denis C.<sup>3</sup>, Ballester M.<sup>3</sup>, Le Floc'h N.<sup>4</sup>, Boucher S.<sup>5</sup>, Chatellier S.<sup>6</sup>, Le Normand B.<sup>6</sup>, Bousquet-Melou A.<sup>2</sup>, Estellé J.<sup>3</sup>, Zemb O.<sup>1</sup>

<sup>1</sup>INRA UMR 1388 GENPHYSE, Toulouse <sup>5</sup>Labovet, Réseau Cristal, Beaupréau et les herbiers  
<sup>2</sup>INRA UMR 1331 TOXALIM, Toulouse <sup>6</sup>Clinique Veterinaire des Marches de Bretagne  
<sup>3</sup>INRA UMR 1313 GABI, Jouy-en-josas <sup>8</sup>Plateforme Genotoul, Toulouse  
<sup>4</sup>INRA UMR 1348 PEGASE, Rennes




## Introduction and objective

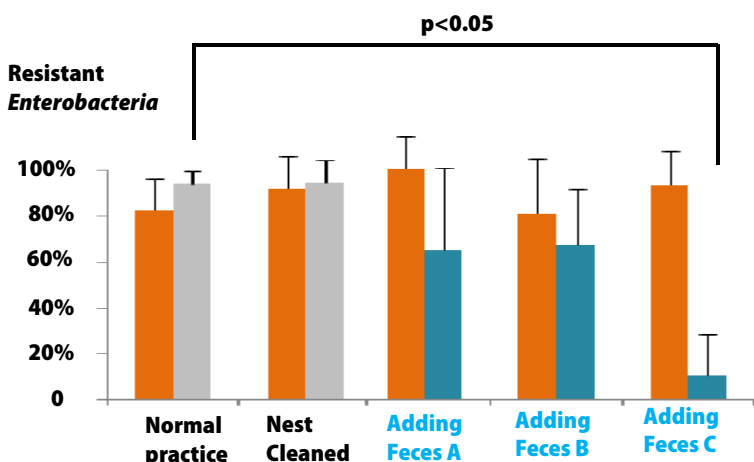
- The (ab) use of antibiotics in farming may favour antibiotic resistant microbes, which may poses a risk to public health.
- Since these microbes may persist even if antibiotics become infrequent, an active strategy is required to limit their diffusion across the farm.
- Competitive exclusion with foreign microbes added to the nest may limit the transmission of persistant resistant microbes to the kits.



## Methods and Experimental design

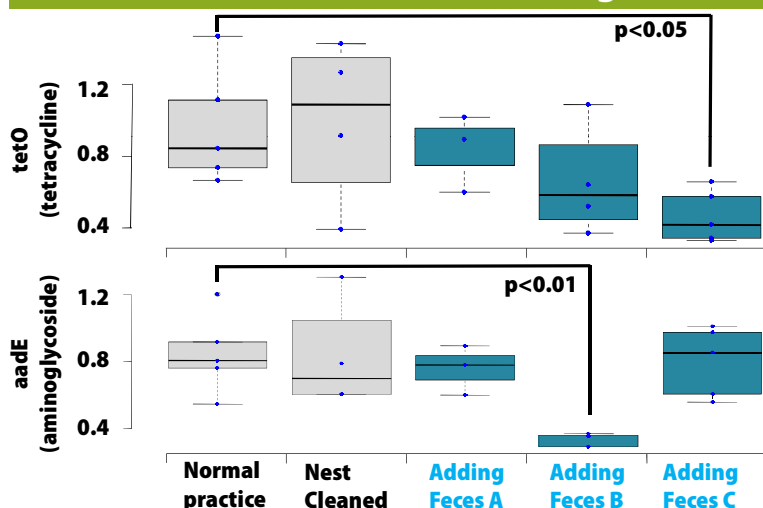


### 1) Cultivable *Enterobacteria*



*Enterobacteria resistant to tetracycline (10 colonies per animal). The proportion of tetracycline resistant Enterobacteria in lacting does (orange bars) is stable and similar in each group. Adding chosen fecal pellets to the nest (blue bars) limits the transmission of resistant microbes.*

### 2) Total antibiotic resistance genes



*Relative abundance of the microbial antibiotic resistance genes *aphA3* (TOP) and *tetO* (BOTTOM) in the caecal content of the kits at weaning (normalized by the SSU). Adding Feces C decreased 6 out of the 20 antibiotic resistance genes that were quantified (vs 2 for Feces B). The does had similar levels of antibiotic resistance genes in each group (data not shown).*

## Conclusions

- Changing the metacommunity of the nest changes the microbes colonizing the gut of the kits.
- The exclusion mechanism is not neutral and depends on the microbiota: Feces C seemed more efficient than Feces B.
- Some antibiotic resistance genes remained unaffected : the fecal community used for the competitive exclusion could be improved.