



**HAL**  
open science

## Investigating synchrony perception of audiovisual speech with a continuous carry-over fMRI design

Scott Love, Marianne Latinus, Phil Mcaleer, Frank Pollick

### ► To cite this version:

Scott Love, Marianne Latinus, Phil Mcaleer, Frank Pollick. Investigating synchrony perception of audiovisual speech with a continuous carry-over fMRI design. 16th Annual Meeting of the Organization for Human Brain Mapping, Jun 2010, Barcelona, Spain. 2010. hal-02817574

**HAL Id: hal-02817574**

**<https://hal.inrae.fr/hal-02817574v1>**

Submitted on 6 Jun 2020

**HAL** is a multi-disciplinary open access archive for the deposit and dissemination of scientific research documents, whether they are published or not. The documents may come from teaching and research institutions in France or abroad, or from public or private research centers.

L'archive ouverte pluridisciplinaire **HAL**, est destinée au dépôt et à la diffusion de documents scientifiques de niveau recherche, publiés ou non, émanant des établissements d'enseignement et de recherche français ou étrangers, des laboratoires publics ou privés.

# Investigating Synchrony Perception of Audiovisual Speech With a Continuous Carry-Over fMRI Design


Scott Love, Marianne Latinus, Phil McAleer, Frank E. Pollick  
CCNi & Department of Psychology, University of Glasgow, Scotland  
s.love@psy.gla.ac.uk

## Aim:

- Add to a growing literature on the neural mechanisms involved in the perception of synchrony for audiovisual speech (Stevenson et al, 2010; Macaluso et al, 2004; Miller et al, 2005). Investigate parametrically modulated direct effects and carry-over neural responses to a large set of asynchronous audiovisual speech movies. Differentiate between orthogonal physical and perceptual carry-over effects (Charest et al, 2009).

## Participants:

- 20 participants (10 male)
- Age range 20-30 (mean 25)
- Native English speakers



## Stimuli:

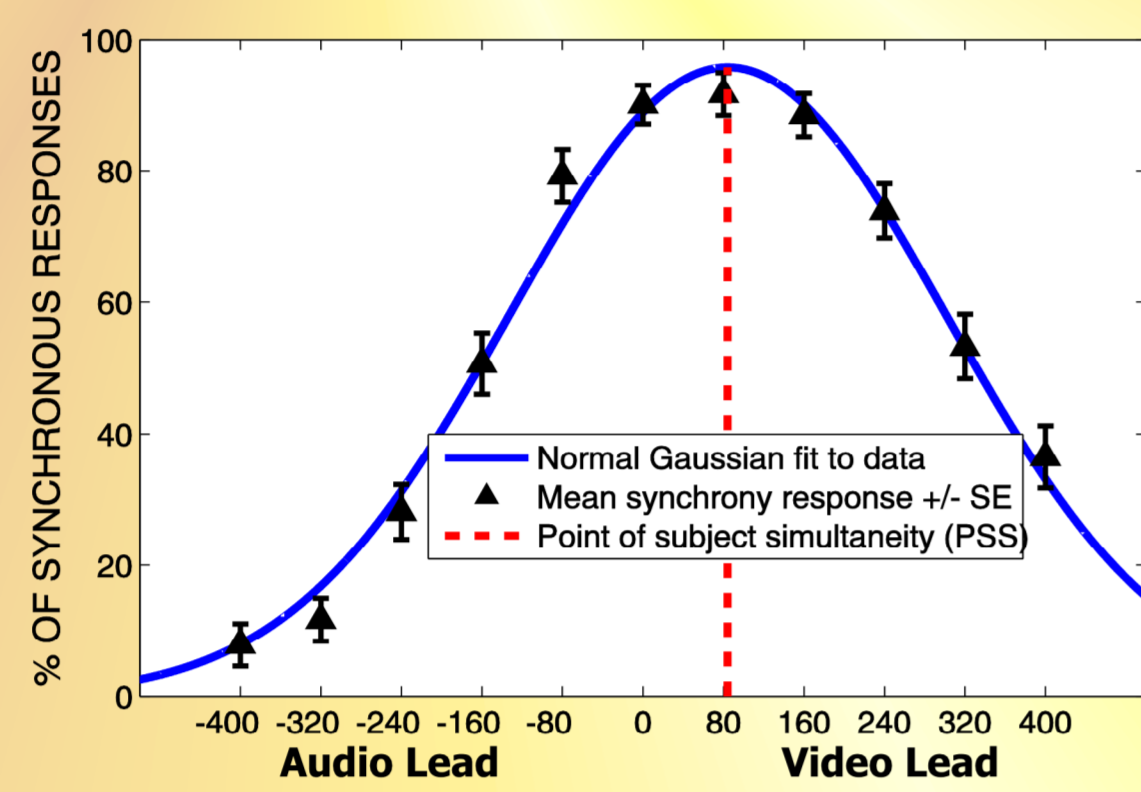
- Dynamic audiovisual speech
- 1 synchronous & 10 asynchronous levels
- 1.8 - 2.2 sec duration
- 4.4 sec fixation duration

## Continuous carry-over fMRI Design (Aguirre, 2007):

- Stimulus ordering of 1 run followed 3 n=12 T1|1 sequences e.g. -160, -160, 320, 80, -240, 400, -320, 240, -400, Fix, Fix, 0, 160, -80, -80, 160, 240, 320, Fix, Fix, 400, -160, -320, 80, -400, -240, 0
- 2 runs of 543 volumes
- 72 repetitions of each asynchrony level

## Behavioural Analysis:

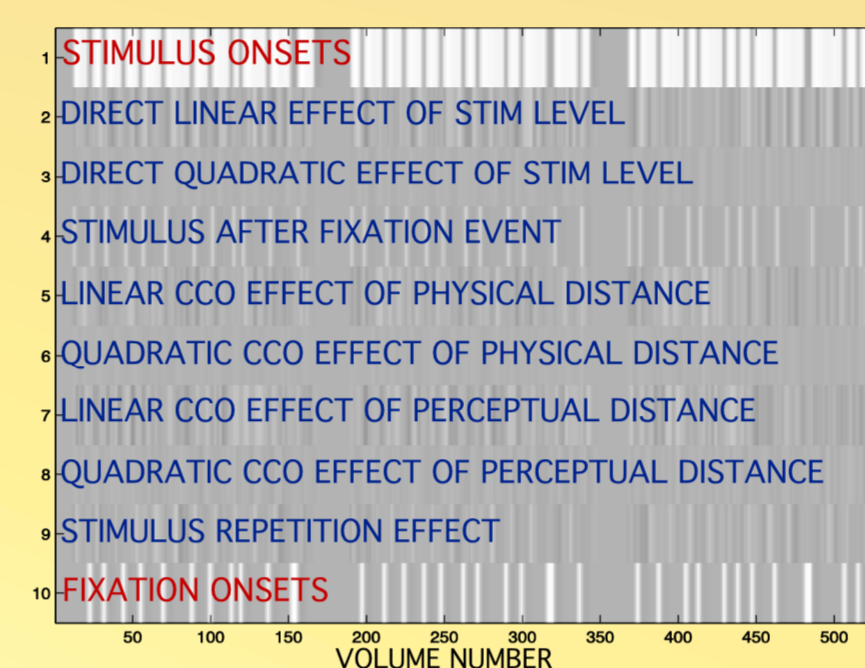
- After each stimulus participants were required to respond whether the audio and visual information were "in or out of synch"



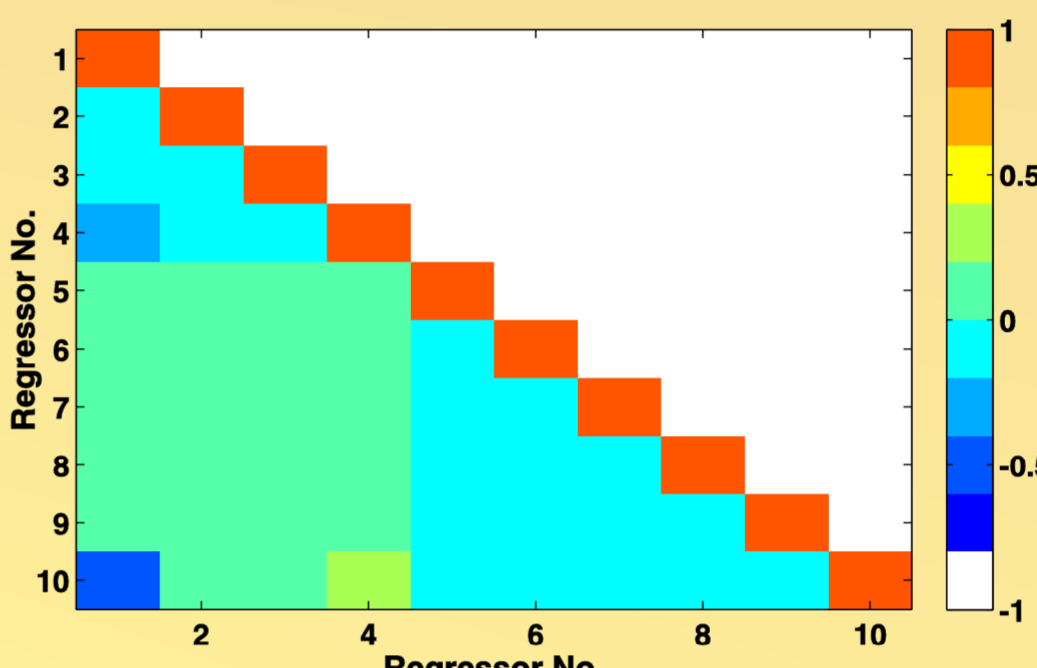
## Functional Scan Parameters:

- 3T Tim Trio Siemens scanner
- TR = 2500ms
- TE = 30ms
- 3x3x3mm voxels
- 34 slices

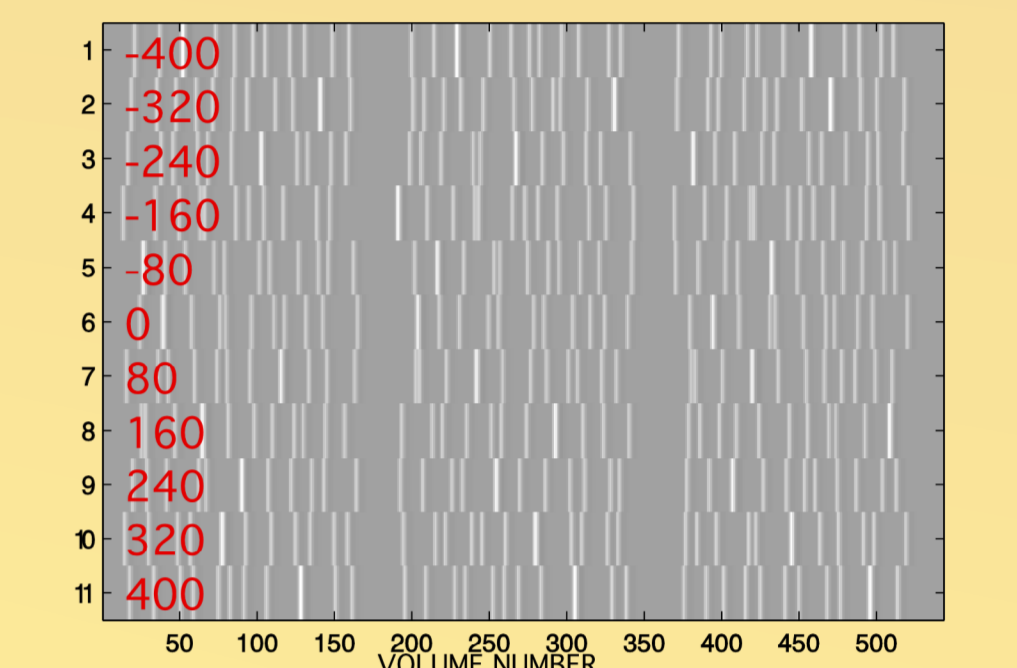
## Continuous Carry-Over Design



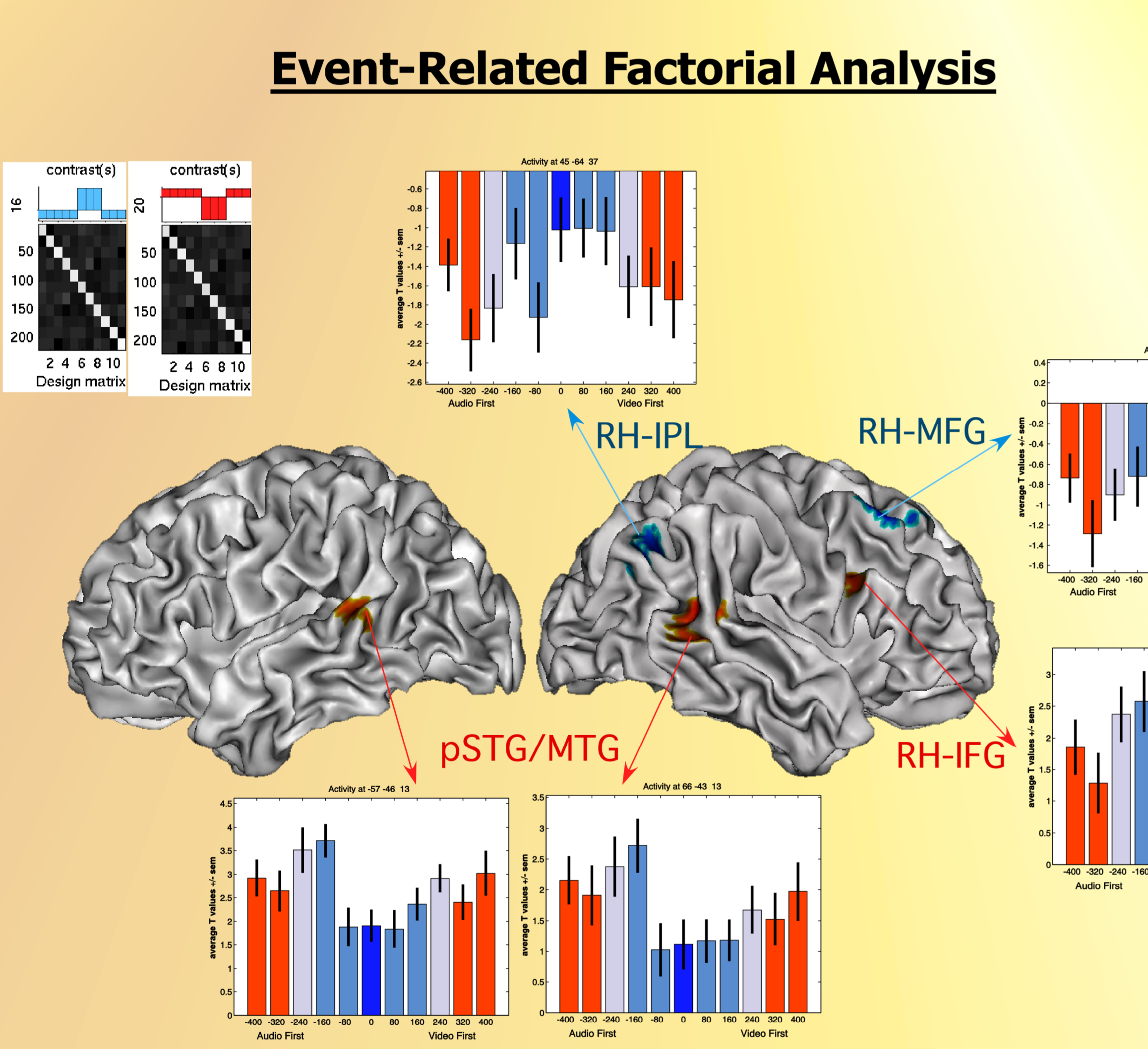
## Correlation Between Regressors



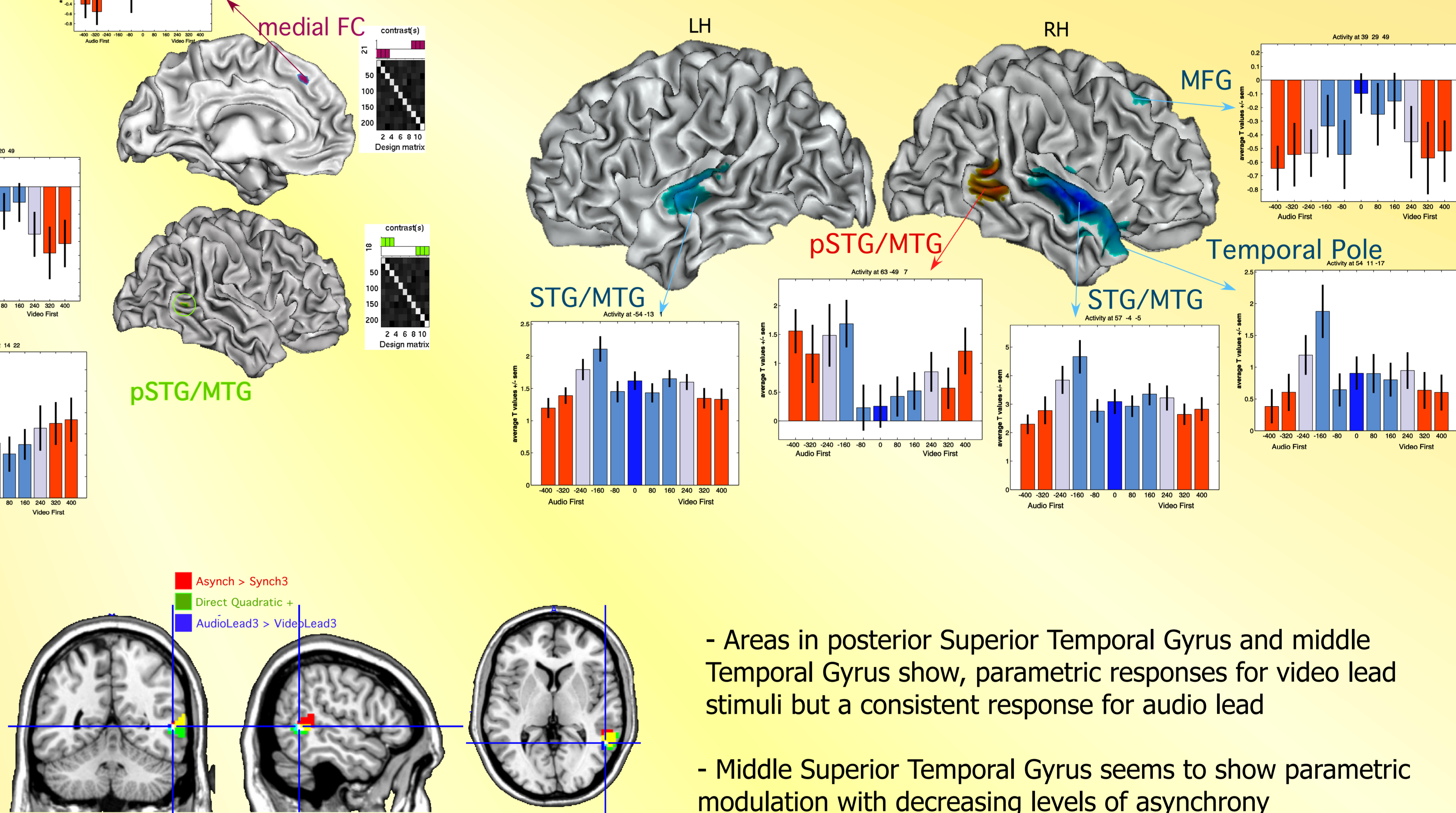
## Event-Related Condition Design



## Event-Related Factorial Analysis



## Quadratic Direct Effects Parametric Modulation Analysis



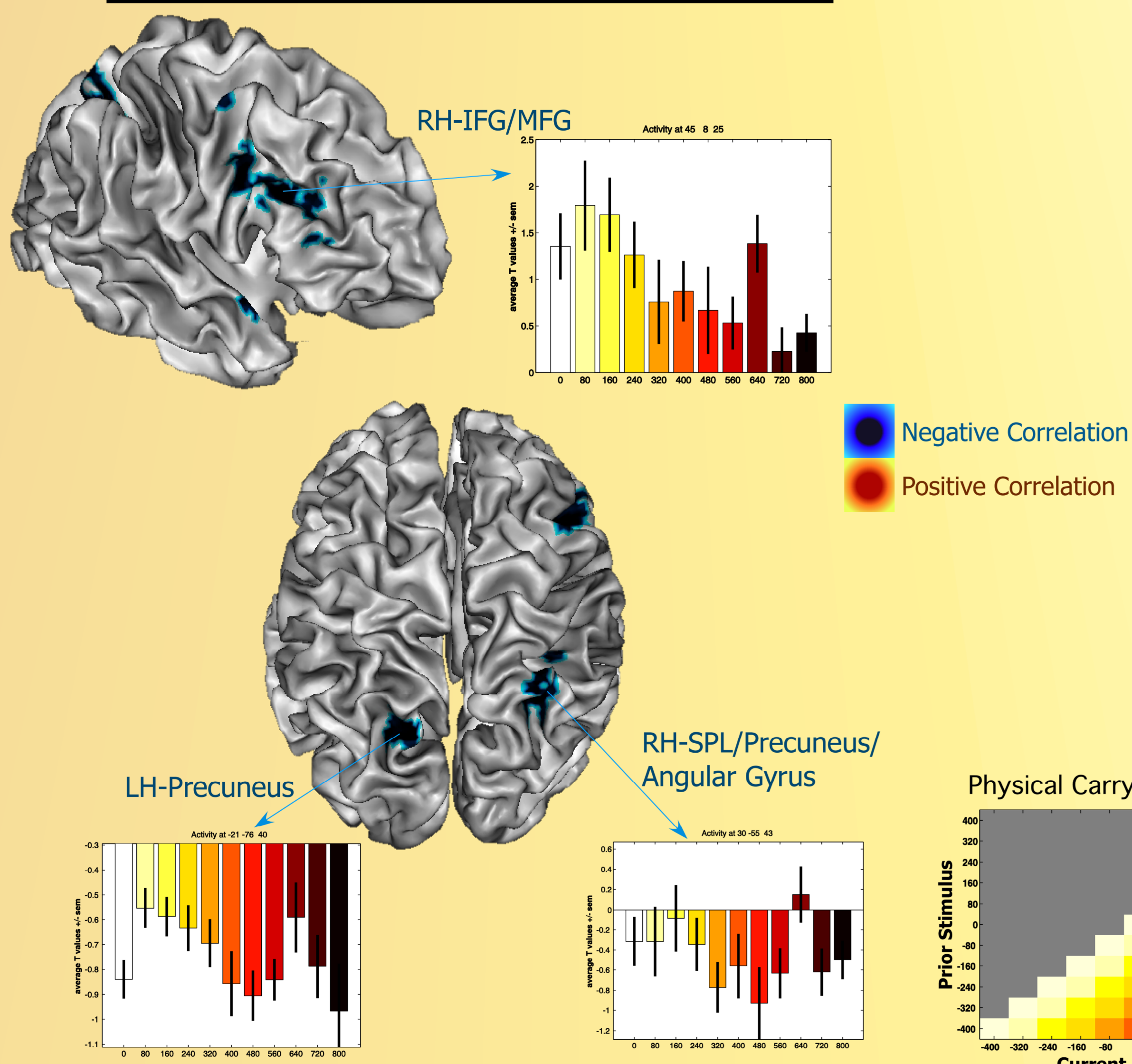
- No area showed a larger positive activation for synchronous than asynchronous stimuli.

- However, several areas showed less negative activation for synchronous compared to asynchronous stimuli.

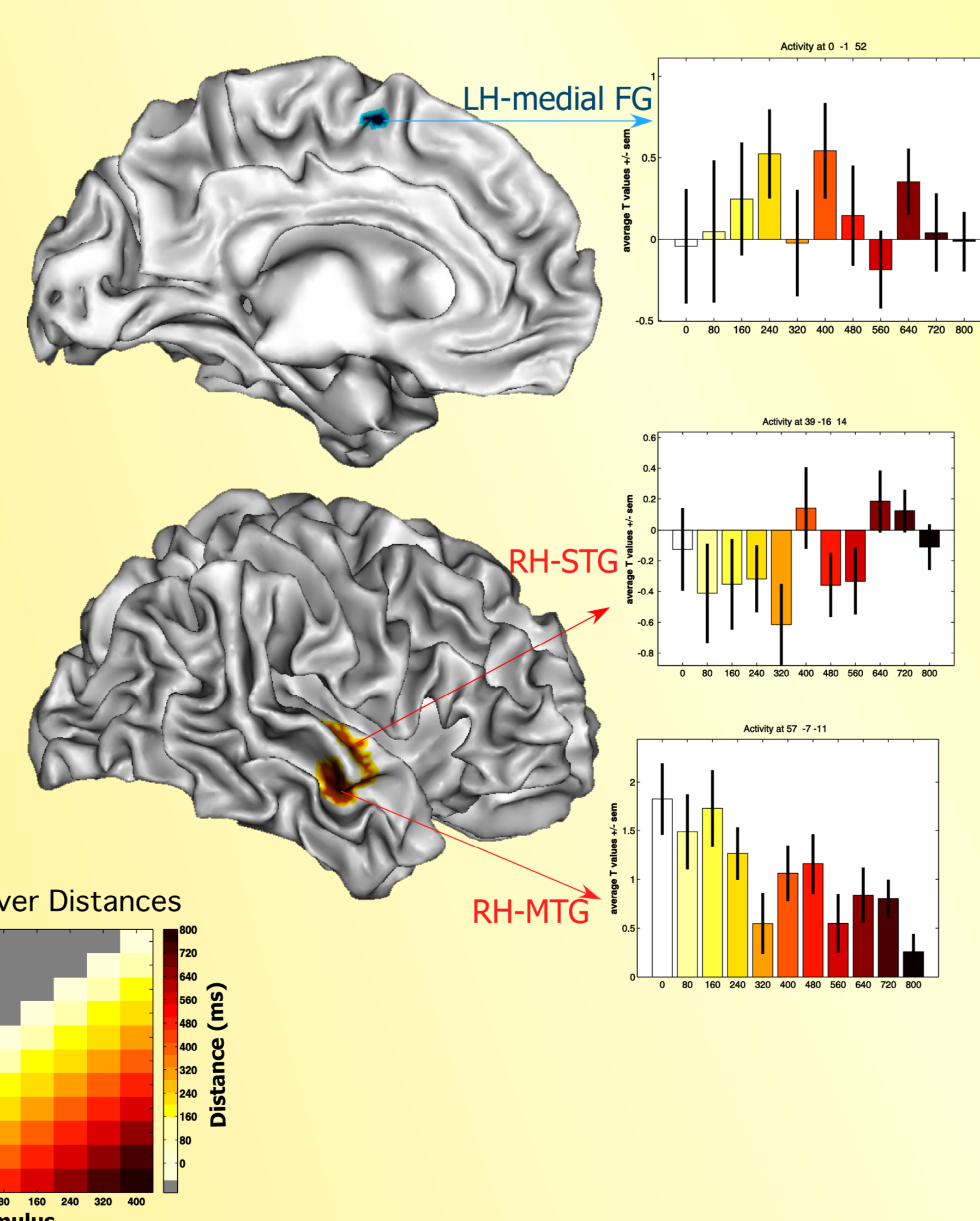
- Areas in posterior Superior Temporal Gyrus and middle Temporal Gyrus show, parametric responses for video lead stimuli but a consistent response for audio lead

- Middle Superior Temporal Gyrus seems to show parametric modulation with decreasing levels of asynchrony

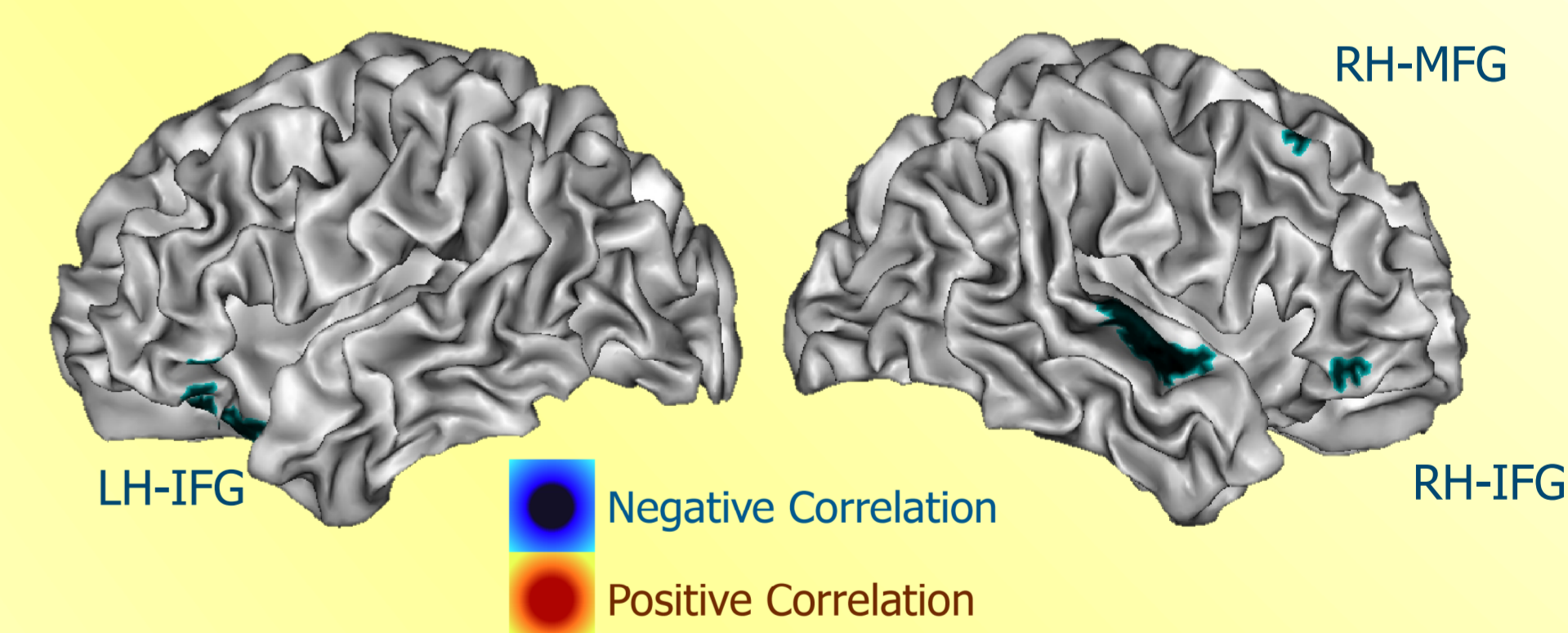
## Linear Carry-over Physical Effects



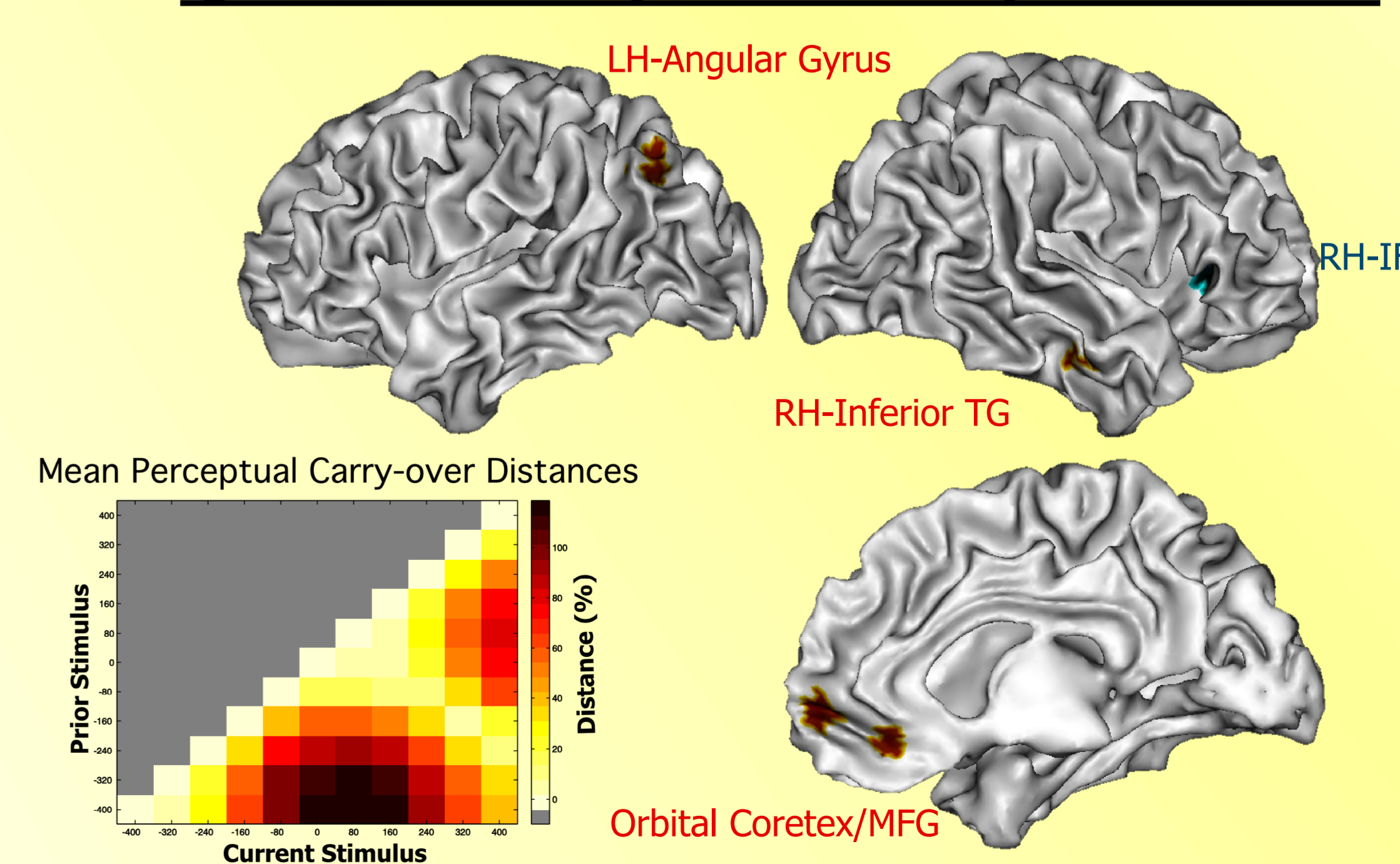
## Quadratic Carry-over Physical Effects



## Linear Carry-over Perceptual Effects



## Quadratic Carry-over Perceptual Effects



## References:

- Aguirre, G.K. (2007) Continuous carry-over designs for fMRI. *NeuroImage* 35(4): 1480-1494.
- Charest, I., Pernet, C., Crabbe, F., Belin, P. (2009) Investigating the representation of voice gender using a continuous carry-over design. *Human Brain Mapping* (2009).
- Macaluso, E., George, N., Dolan, R., Spence, C., & Driver, J. (2004) Spatial and temporal factors during processing of audiovisual speech. *NeuroImage* 21(2): 725-732.
- Miller, L.M., & D'Esposito, M., (2005) Perceptual fusion and stimulus coincidence in the cross-modal integration of speech. *Journal of the Society for Neuroscience* 25, 5884-5893.
- Stevenson, R.A., Altieri, N.A., Kim, S., Pisoni, D.B., & James, T.W. (2010) Neural processing of asynchronous audiovisual speech perception. *NeuroImage* 49(4): 3308-3318.