

**Agnès Duri and Luca Cipelletti**

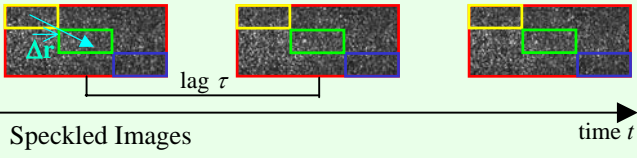
Laboratoire des Colloïdes, Verres et Nanomatériaux (LCVN), UMR n°5587, Université Montpellier II, 34095 Montpellier, France

**Experimental System**  
**Polystyrene colloids** ( $d = 20 \text{ nm}$ ) suspended in a buoyancy-matching  $\text{H}_2\text{O}/\text{D}_2\text{O}$  (45/55 vol/vol)  $\Leftrightarrow \phi_{\text{PS}} = 6 \cdot 10^{-4}$   
 +  $\text{MgCl}_2 \Leftrightarrow C_{\text{MgCl}_2} = 10 \text{ mM} \Rightarrow$  **Fractal gel**

## Experimental Set Up

### “Multispeckle” Light Scattering experiments (Single Scattering)

- N°1 **Far field** – Several  $q$  ( $4337 \text{ cm}^{-1} < q < 52177 \text{ cm}^{-1}$ ) – **Time Resolved Dynamics** –  $V \Leftrightarrow$  All the scattering volume  $\Leftrightarrow$  All the speckled image
- N°2 **Imaging geometry** – Single  $q$  ( $q = 10^4 \text{ cm}^{-1}$ ) – **Time and Space Resolved Dynamics** –  $V \Leftrightarrow$  Portion of the scattering volume  $\Leftrightarrow$  Portion of the speckled image



### Time (N° 1) and Space (N° 2) Resolved Degree of Correlation :

$$c_i(t, \tau, \vec{r}) = \frac{\langle I_p(t) I_p(t + \tau) \rangle_{p \in V(\vec{r})}}{\langle I_p(t) \rangle_{p \in V(\vec{r})} \langle I_p(t + \tau) \rangle_{p \in V(\vec{r})}} - 1$$

$I_p(t)$ : intensity  $p$ -th pixel at time  $t$

### Spatially Resolved Intensity Correlation Function (N°1):

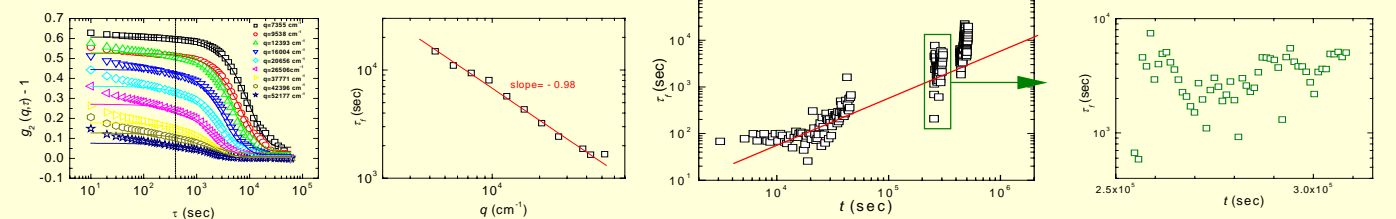
$$g_2(\tau, \vec{r}) - 1 = \langle c_i(t, \tau, \vec{r}) \rangle_i$$

### Spatial Correlation of the Dynamics (N° 2):

$$X_{ci}(\tau, \vec{r}) = \left\langle \frac{[c_i(t, \tau, \vec{r}) - \langle c_i(t, \tau, \vec{r}) \rangle_i] [c_i(t, \tau, \vec{r} + \Delta \vec{r}) - \langle c_i(t, \tau, \vec{r} + \Delta \vec{r}) \rangle_i]}{\sqrt{\sigma_{c_i}^2(t, \tau, \vec{r}) \sigma_{c_i}^2(t, \tau, \vec{r} + \Delta \vec{r})}} \right\rangle_{\vec{r}}$$

## Experimental Results

### Average Dynamics :



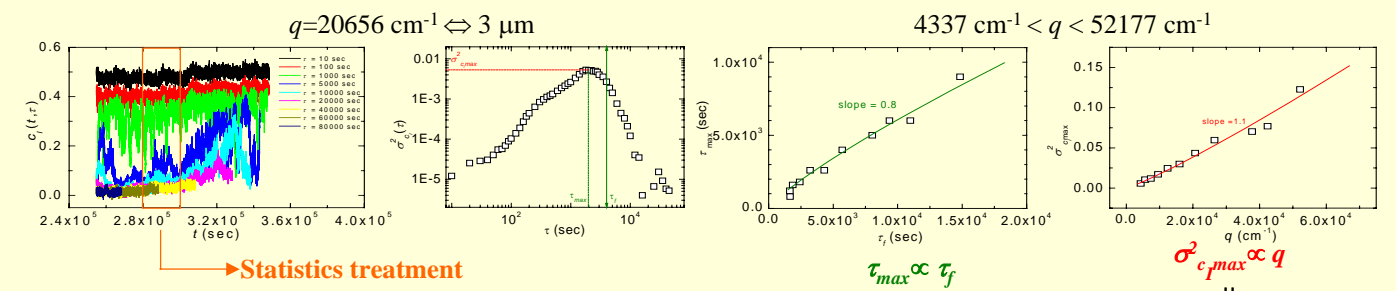
Fit by a “compressed” exponential  
 $g_2(q, \tau) - 1 \propto \exp[-(\tau/\tau_f)^{3/2}]$

$\tau_f \propto q^{-1} \Rightarrow$  Drift motion

$\tau_f \rightarrow t \Rightarrow$  Aging behaviour

Large fluctuations of  $\tau_f$   
 $\Downarrow$   
 Heterogeneous dynamics

### Time Resolved Dynamics – Fluctuations Study:



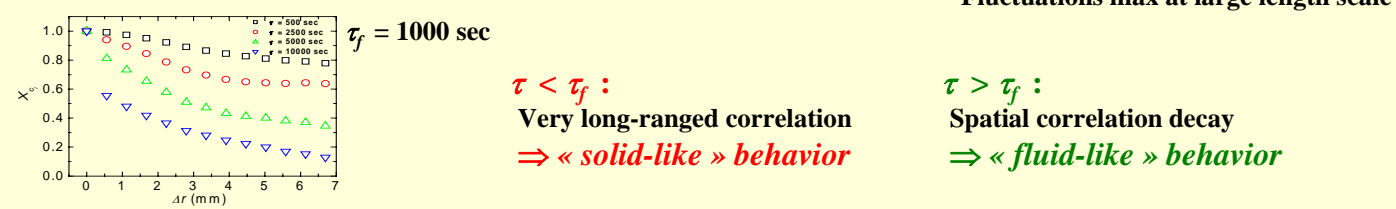
$\rightarrow$  Statistics treatment

$\tau_{\text{max}} \propto \tau_f$

$\sigma_{c, \text{max}}^2 \propto q$

$\Downarrow$   
 Fluctuations max at large length scale

### Time and Space Resolved Dynamics – Local dynamics Study:



## References :

[1] L. Cipelletti, H. Manley, R.C. Ball, D. Weitz, *J. Phys. Rev. Lett.*, 2000, **84**, 10  
 [2] L. Cipelletti, H. Bissig, Trappe V, P. Ballesta, S. Mazoyer, *J. Phys.: Condens. Matt.*, 2003, **15**, S257- S262  
 [3] A. Duri, H. Bissig, V. Trappe, P. Ballesta, L. Cipelletti, *J. Fluctuations and Noise Letters*, 2005, **5**, 1