



HAL
open science

Regulation of the ascorbate-glutathione cycle in leaves of poplar exposed to combined stresses (ozone and/or drought).

Nicolas Dusart, Marie-Noëlle Vaultier, Christelle Collignon, Joëlle Gérard, D Le Thiec, Yves Jolivet

► To cite this version:

Nicolas Dusart, Marie-Noëlle Vaultier, Christelle Collignon, Joëlle Gérard, D Le Thiec, et al.. Regulation of the ascorbate-glutathione cycle in leaves of poplar exposed to combined stresses (ozone and/or drought).. The International Cooperative Programme on Effects of Air Pollution on Natural Vegetation and Crops International Conference on Ozone and Plant Ecosystems SANT'APOLLONIA AUDITORIUM FLORENCE, ITALY ALCOTRA 2017-2020 LIFE15 ENV/IT/000183, May 2018, Florence, Italy. hal-02949263

HAL Id: hal-02949263

<https://hal.inrae.fr/hal-02949263v1>

Submitted on 25 Sep 2020

HAL is a multi-disciplinary open access archive for the deposit and dissemination of scientific research documents, whether they are published or not. The documents may come from teaching and research institutions in France or abroad, or from public or private research centers.

L'archive ouverte pluridisciplinaire **HAL**, est destinée au dépôt et à la diffusion de documents scientifiques de niveau recherche, publiés ou non, émanant des établissements d'enseignement et de recherche français ou étrangers, des laboratoires publics ou privés.



The International Cooperative Programme on Effects of Air Pollution on Natural Vegetation and Crops
& ARCHES-Conseils
& International Union of Forest Research Organizations - Research Group 7.01

present the

International Conference on Ozone and Plant Ecosystems

21-25 May, 2018

SANT'APOLLONIA AUDITORIUM
FLORENCE, ITALY



*Ozone & Plants conference
Florence, 21-25 May 2018*

Table of Contents:

1. Rationale of the Conference.....	p.05
2. Opening Addresses.....	p.07
3. Schedule and Programme.....	p.09
4. Abstracts of oral presentations	
Session 1.....	p.19
Session 2.....	p.39
Session 3.....	p.73
5. Abstracts of poster presentations.....	p.81
6. Maps and useful tips.....	p.131
7. List of participants.....	p.135

1. Rationale of the Conference

Ozone pollution continues to be a serious issue for terrestrial ecosystems and plant health. This conference allows all experts in the interactions between ozone and plant ecosystems to meet and discuss the state-of-the-art and the future strategies for decision-makers.

The main subjects of the conference are:

1. Monitoring, modelling and assessing the risk of ozone damage to plant ecosystems

Proofs of the impacts of ambient ozone on plant ecosystems are still elusive. New monitoring approaches and epidemiological studies are developing. Modelling of ozone is becoming more and more sophisticated at high resolution. Risk assessment is evaluating many different metrics for plant protection, with a focus on stomatal ozone flux. All these developments, with focus on the most modern techniques, are discussed in this session.

2. How plant ecosystems affect ozone concentration in the atmosphere

Ozone deposition is strongly affected by the type of vegetation. Exchanges of biogenic volatile organic compounds is known to contribute to ozone chemistry in the atmosphere. This session addresses mechanisms, seasonality, responses to ozone singly and in combination with other environmental factors, as well as selection of appropriate green infrastructure for urban greening.

3. How plant ecosystems respond to ozone exposure

This session includes food security and effects on forests and grasslands. A main aim is to evaluate strategies for maximizing yield, productivity and other environmental services of plant ecosystems under ozone stress.



Email: ozoneandplants2018@gmail.com

Website: <https://conference2018.wixsite.com/ozoneandplants>

2. Opening Addresses

Elena Paoletti, IUFRO RG7.01 Coordinator

As coordinator of the IUFRO (International Union of Forest Research Organizations) Research Group 7.01 'Impacts of Air Pollution and Climate Change on Forest Ecosystems', I am pleased to welcome in Florence around a hundred international experts from 29 countries distributed in four continents. This is an index of the global significance of the ozone and plants subject. IUFRO is the largest network of forest research in the world, and works for strengthening the forest science community worldwide. Within Division 7 'Forest Health', RG 7.01 is a major forum for discussing the topical issues of climate and pollution impacts on forests. This conference, in particular, is supported by the IUFRO Working Parties 7.01.09 'Ground-level ozone', 7.01.02 'Genetic, biochemical and physiological processes' and 7.01.05 'Modelling and risk assessment', because assessing ozone risk to plant ecosystems requires an holistic approach. We are glad to host this second conference on ozone and plant ecosystems in Italy, which traditionally is a hot spot of ozone pollution. Control measures, however, are becoming effective and improvements are coming. We are also very glad to collaborate with ICP Vegetation in expanding our focus from forests to grasslands and crops. We hope that the results of this conference, with 51 talks and 47 poster presentations, will help improving our understanding on the relationships between ozone and plants, and expanding this knowledge worldwide. I would like to express my sincere appreciation to the members of the local organization and wish all participants all the best for a very fruitful conference.

Harry Harmens, Chair of ICP Vegetation

As Chair of the ICP Vegetation I would like to welcome you to the second 'Ozone & Plants' conference. The ICP Vegetation is an International Cooperative Programme (ICP) that reports on the effects of air pollutants on natural vegetation and crops. The ICP Vegetation is a subsidiary body of the Working Group on Effects (WGE) of the UNECE Convention on Long-range Transboundary Air Pollution (LRTAP). In particular, the ICP Vegetation focuses on the following air pollution problems: i) Quantifying the risks to vegetation posed by ozone pollution and collating field-based evidence of ozone impacts; ii) The atmospheric deposition of heavy metals, nitrogen and persistent organic pollutants (POPs) to vegetation. Field-based evidence and assessments of current and future risks of impacts on vegetation are used to guide air pollution abatement policies developed within the LRTAP Convention, for ozone in particular with respect to the 1999 Gothenburg Protocol to Abate Acidification, Eutrophication and Ground-level Ozone (amended in 2012). The ICP Vegetation also encourages outreach activities to other regions such as Asia, Africa and South America and has recently established an ICP Vegetation-Asia network. Ground-level has been shown to have negative impacts on crop yield (both quality and quantity), tree growth (above- and below-ground) and growth/flower number/seed number of other ozone-sensitive plant species. Hence, ozone adversely affects food production, terrestrial ecosystems and the services they provide. Although peak episodes of ozone pollution have declined in recent decades in many parts of the USA and Europe, peak concentrations have risen in developing regions, in particular in South-East Asia. This has contributed to rising background ozone concentrations elsewhere, hence, air pollution abatement measures are needed globally to combat ozone pollution impacts worldwide. I wish you all a successful meeting and I am looking forward to enhance the evidence and knowledge base of ozone impacts and its mechanisms on vegetation.

3. Schedule and Programme

Programme in short

TIME	Monday, 21	Tuesday, 22	Wednesday, 23	Thursday, 24	Friday, 25
08.00		Registration			Move to Sesto Fiorentino
08.30			Session 2 Chair: Z. Feng	Session 2 Chair: A. Giovannelli	
09.00		Opening remarks			
09.30		Session 1 Chair: Pierre Sicard	Conference Picture		Visiting the Ozone-Face
10.00		Coffee break	Coffee break and Poster session	Coffee break and Poster session	
10.30					
11.00		Session 1 Chair: P. Sicard	Session 2 Chair: E. Paoletti	Session 2 Chair: E. Agathokleus	Move to Verrazzano
11.30					Visiting the winery
12.00					Wine tasting and Lunch
12.30		Lunch	Lunch	Lunch	
13.00					
13.30				Session 2 Chair: M. Domingos	Move to Siena
14.00		Session 1 Chair: A. De Marco	Session 2 Chair: L. Zhang		
14.30				Coffee break	
15.00		Coffee break			Free time to visit Siena
15.30			Coffee break	Session 3 Chair: Y. Hoshika	
16.00		Session 1 Chair: H. Harmens			
16.30			Session 2 Chair: E. Carrari	Round table Chair: H. Harmens	
17.00				Closing remark by E. Paoletti	Back to Florence
17.30		Wine tasting and Poster session (18.10-20.00)			
18.00			Free time		
18.30					
19.00	Welcome cocktail and registration (19.00-20.30)		Conference Dinner (20.00-23.00)		
19.30					
20.00					
20.30					
21.00					
23.00					

Programme

Monday 21st May, 2018

19:00-20:30	Welcome cocktail, registration of participants, mounting of posters
--------------------	--

Tuesday 22nd May, 2018

8:00	Registration of participants	
9:00	Opening remarks	
	Elena Paoletti (local organizer) Harry Harmens (ICP Vegetation) Zhaozhong Feng (IUFRO RG7.01.02) Alessandra De Marco (IUFRO RG7.01.05) Pierre Sicard (IUFRO RG7.01.09) Furio Forni (Regione Toscana)	
Session 1	“Monitoring, modelling and assessing the risk of ozone damage to plant ecosystems” Chair: Pierre Sicard	
9:30	Keynote speaker- Pierre Dizengremel (France). Historical approach to research on ozone and plants	S1.01
10:00	Coffee break	
10:30	Harry Harmens (UK). TOAR-Vegetation: Present day tropospheric ozone distribution and trends relevant to vegetation	S1.02
10:50	Howard Neufeld (USA). Ozone trends in Great Smoky Mountains National Park and their implications for plants	S1.03
11:10	Valda Araminiene (Lithuania). Meteorological conditions and ambient ozone effects on temperate forest vegetation	S1.04
11:30	Iva Hůnová (Czech Republic). Mapping changes in spatial patterns of ambient ozone levels	S1.05
11:50	Matej Rupel (Slovenia). Air pollutant ozone comparison between city areas and big forest land in Slovenia	S1.06
12:10	Algirdas Augustaitis (Lithuania). Ozone flux and its effect in relation to meteorology on ecophysiological reactions in hemi-boreal forest tree species	S1.07
12:30	Lunch	
Session 1	“Monitoring, modelling and assessing the risk of ozone damage to plant ecosystems” Chair: Alessandra De Marco	
14:00	Alessandro Anav (Italy). A multi-model framework for ozone risk assessment	S1.08

14:20	Barbara B. Moura (Brazil). Exposure- and flux-based assessment of ozone risk to sugarcane plants	S1.09
14:40	Yasutomo Hoshika (Italy). Development of stomatal conductance modeling for forest trees under elevated ozone	S1.010
15:00	Auke Visser (Netherlands). Multi-scale monitoring and modeling of ozone deposition to ecosystems	S1.011
15:20	Ionel Popa (Romania). Passive vs. active: Applicability of Loibl function in modeling hourly ozone concentrations from passive samplers in Romanian Intensive Monitoring Network	S1.012
15:40	Ioannis Droutsas (UK). A new crop modelling technique for dealing with ozone stress	S1.013
16:00	Coffee break	
Session 1	“Monitoring, modelling and assessing the risk of ozone damage to plant ecosystems” Chair: Harry Harmens	
16:30	Harry Harmens (UK). ICP Vegetation-Asia: A new policy-focused evidence collecting and risk assessment network for ozone	S1.014
16:50	Ya Tang (China). Research is highly required on the impacts of increasing surface ozone in China	S1.015
17:10	Xue Qiao (China). Vegetation exposure to ozone in China: model performance and regions needing further field investigations	S1.016
17:30	Frode Stordal (Norway). Ozone and climate stresses on sub-Arctic tundra vegetation: Modelling of stomatal fluxes in midnight sun	S1.017
17:50	Bheki Maliba (South Africa). Using OJIP transients to monitor the effect of elevated ozone on canola plants, South Africa	S1.018
18:10	Wine tasting and poster session	

Wednesday 23rd May, 2018

Session 2	“How plant ecosystems respond to ozone exposure” Chair: Zhaozhong Feng	
08:30	Keynote speaker - Giacomo Lorenzini (Italy). A mechanistic understanding of ozone impact on forest ecosystems	S2.01
09:00	Keynote speaker - Youzhi Feng (China). Elevated ground-level ozone modifies the microbiome	S2.02
09:30	Conference picture	
10:00	Coffee break & Poster Session	
Session 2	“How plant ecosystems respond to ozone exposure” Chair: Elena Paoletti	
11:00	Harry Harmens (UK). Impacts of changing ground-level ozone profiles in Europe on vegetation in the current and future climate	S2.03
11:20	Zhaozhong Feng (China). The response of water use efficiency in poplar to elevated ozone	S2.04

11:40	Ane Vollsnes (Norway). Ozone stress on sub-Arctic tundra vegetation: ozone exposure experiments with daylength manipulation	S2.05
12:00	Tsetan Dolker (India). Grassland community response to elevated ozone exposure by assessment of soil dynamics, plant diversity and total biomass	S2.06
12.20	Lunch	
Session 2 “How plant ecosystems respond to ozone exposure” Chairs: Lu Zhang		
13:40	Keynote speaker - Hakan Pleijel (Sweden). Ozone impacts on crop yield and food security	S2.07
14:10	Katrina Sharps (UK). Global food security modelling: quantifying the threat to crop production from ozone pollution	S2.08
14.30	Shashi B. Agrawal (India). Understanding the ozone response in Indian crop plants	S2.09
14.50	Elina Oksanen (Finland). Sensitivity of Indian crop plants to ozone	S2.010
15:10	Michael Frei (Germany). Breeding of ozone tolerant cereal crops: progress and prospects	S2.011
15.30	Felicity Hayes (UK). Impact of ozone on physiology and yield of African crops	S2.012
15.50	Juliette Leymarie (France). Responses of crops to ozone exposure: study of physiological parameters	S2.013
16:10	Daniel B. Ward (Portugal). Assessing the risk of tropospheric ozone phytotoxic effect on Southern European Mediterranean environments: a review with emphasis on vineyards	S2.014
16.30	Coffee break	
Session 2 “How plant ecosystems respond to ozone exposure” Chair: Elisa Carrari		
17:00	Laurence Dalstein-Richier (France). Monitoring ozone, foliar deficit and ozone-specific foliar damage on national forest plots in France over several years	S2.015
17:20	Sheng Xu (China). Physiological responses of turf-type <i>Festuca arundinacea</i> to elevated O ₃	S2.016
17:40	Anthony Gandin (France). Multi-level responses to ozone in Euramerican poplars	S2.017
18:00	Tetsuto Sugai (Japan). Non-linear responses of two larch species exposed to four ozone levels	S2.018
18:20	Maamar Benchohra (Algeria). Effects of short term ozone fumigation on young trees of poplar <i>Populus nigra</i>	S2.019
20:00	Conference dinner (Palazzo Budini-Gattai Via De Servi 51, see the map at chapter 6)	

Thursday 24th May, 2018

Session 2 “How plant ecosystems respond to ozone exposure”		
Chair: Alessio Giovannelli		
8:30	Md. Ashrafuzzaman (Germany). Insights into the mode of action of ethylenediurea (EDU) as an antiozonant in rice (<i>Oryza sativa</i> L.)	S2.O20
8:50	Richa Rai (India). Impact of elevated tropospheric O ₃ and ambient temperature on early and late sown cultivars of wheat: an insight to biochemical mechanism and yield	S2.O21
9:10	Makoto Watanabe (Japan). Leaf internal process of photosynthesis in Siebold's beech seedlings under elevated ozone	S2.O22
9:30	Marisa Domingos (Brazil). The role of secretory glands in plant sensitivity to ozone: an alternative route for uptake?	S2.O23
09.50	Takayoshi Koike (Japan). Leaf beetle activities on Japanese white birch grown under elevated O ₃	S2.O24
10:10	Coffee break & Poster Session	
Session 2 “How plant ecosystems respond to ozone exposure”		
Chair: Evgenios Agathokleous		
11:00	Ignacio González-Fernández (Spain). Tropospheric ozone interactions on nitrogen cycling in Mediterranean annual pastures	S2.O25
11:20	Lucienne De Witte (Switzerland). Ozone flux is negatively related to foliar N and P in Swiss beech and Norway spruce forest	S2.O26
11:40	Alessandra Podda (Italy). Nutrient fertilization mitigates the effects of ozone exposure on poplar plants	S2.O27
12:00	Lorenzo Labrador (Switzerland). The WMO's Global Atmosphere Watch: a general overview and services to ecosystems	S2.O28
12:20	Lunch	
Session 2 “How plant ecosystems respond to ozone exposure”		
Chair: Marisa Domingos		
13:50	Nicolas Dusart (France). Poplar submitted to a succession of ozone and drought stresses: dynamic of stomatal responses	S2.O29
14:10	Marco Landi (Italy). Influence of drought stress on the ozone-induced signalling mechanisms of two Mediterranean tree species	S2.O30
14:30	Elisa Pellegrini (Italy). Antioxidative responses of three oak species under ozone and water stress conditions	S2.O31
14:50	Pin Li (China). Effects of elevated O ₃ on biomass allocation, non-structural carbohydrates and rhizosphere soil function in poplar by joint water and nitrogen limitation	S2.O32
15:10	Coffee break	

Session 3 “How plant ecosystems affect ozone concentration in the atmosphere” Chair: Yasutomo Hoshika		
15:40	Keynote speaker - Silvano Fares (Italy). Ozone and BVOC exchanges between biosphere and atmosphere	S3.01
16:10	Gabriele Guidolotti (Italy). Ozone fluxes from an urban park: the unique station of Bosco di Capodimonte in Naples	S3.02
16:30	Rüdiger Grote (Germany). Linking ozone susceptibility to induced emissions of biogenic volatile organic compounds	S3.03
16:50	Xiangyang Yuan (China). Spatial variability of isoprene emission in China under ambient conditions	S3.04
17:10	Saxena Pallavi (India). Ornamental plants used as tool for remediation of ozone pollution in indoor environment	S3.05
17:30	Discussion: “The future of research on ozone impacts on plant ecosystems” Chair: Harry Harmens	
18:30	Closing remarks with delivery of the best poster award Elena Paoletti	

Friday 25th May, 2018: Scientific excursion

8:00-8:15	Meeting point Piazza della Libertà, 3 (see map at chapter 6)
8:15-8:45	Transfer by bus from Firenze to Sesto Fiorentino
09:00-11:15	Visit of the O ₃ FACE facility
11:15-12:15	Transfer by bus to Castello di Verrazzano
12:15-13:30	Visit of the winery
13:30-14:30	Wine tasting and lunch
14:30-15:30	Transfer by bus to Siena across the Chiantishire
15:30-17:00	Free time to visit Siena (see the map in the information material provided for the excursion)
17:00 - 18:30	Transfer by bus to Firenze

Poster Session

Evgenios Agathokleous (Japan). Elevated O ₃ affects the decomposition process in different types of soil	P1
Evgenios Agathokleous (Japan). Japanese larch seedlings grown in containers, inoculated with ectomycorrhizal fungi, and exposed to ozone	P2
Kirsti Ashworth (UK). Ozone deposition in forest canopies.	P3
Ingrida Augustaitienė (Lithuania). Resiliency of Scots pine (<i>Pinus sylvestris</i> L.) tree to acidifying compounds and surface ozone under the pressures of climate changes	P4
Manuela Baumgarten (Germany). Ozone Risk for Trees – dose response functions embedded in future climatic scenarios	P5

Svetlana Bičárová (Slovakia). Phytotoxic ozone effects on montane pines in the High Tatra Mts., Slovakia	P6
Arnaud Carrara (Spain). Ozone fluxes and GHG balance in a Spanish rice paddy field	P7
Elisa Carrari (Italy). MOTTLES: an innovative long term strategy for the definition of new critical levels to protect forest from ozone	P8
Nivedita Chaudhary (Israel). Effect of ozone on physiological response of Israeli wheat cultivars	P9
Stan Cieslik (Italy). Vine and ozone	P10
Marisa Domingos (Brazil). Anatomical responses of a tropical liana species (<i>Passiflora edulis</i>) to ozone stress	P11
Nicolas Dusart (France). Regulation of the ascorbate-glutathione cycle in leaves of poplar exposed to combined stresses (ozone and/or drought)	P12
Marisa Domingos (Brazil). Assessment of tolerance level of <i>Eugenia uniflora</i> L. to ozone under FACE fumigation	P13
Anne Charlott Fitzky (Austria). Ozone and biogenic volatile organic compound (BVOC) interactions on leaf surfaces of stressed urban trees: A project plan	P14
Anthony Gandin (France). PEPc contribution to CO ₂ assimilation in ozone-treated poplars	P15
Alessio Giovannelli (Italy). Effects of long-term ambient ozone exposure on xylem morphology of O ₃ sensitive poplar treated with ethylenediurea (EDU)	P16
Felicity Hayes (UK). Evidence of impacts of ozone on ecosystem services of grasslands	P17
Yasutomo Hoshika (Italy). Soil water availability affects ozone risk assessment in three European oaks	P18
Takayoshi Koike (Japan). Plant-insect interaction of elm seedlings treated with (NH ₄) ₂ SO ₄ spray grown under free-air O ₃ fumigation	P19
Marco Landi (Italy). Reversible photoinhibition in purple- and green-leafed sweet basil (<i>Ocimum basilicum</i>) exposed to ozone	P20
Stefan Leca (Romania). Radial growth response to ozone exposure and uptake of sessile oak (<i>Quercus petraea</i>) in Mihaesti Level II Forest Monitoring plot, Romania	P21
Juliette Leymarie (France). Physiological and ecological consequences of changes in volatile plant emissions induced by elevated atmospheric ozone and CO ₂ concentrations	P22
Jacopo Manzini (Italy). Estimating the contribution of urban plants to the removal of atmospheric pollution: a species-specific case study in Italy	P23
Teis N. Mikkelsen (Denmark). Variable ozone episodes influence on yield and physiology in old and new wheat accessions under a climate change regime with elevated temperature and CO ₂	P24
Tanja Mrak (Slovenia). Effects of water deficiency and elevated ozone on root traits of three oak species	P25
Elena Paoletti (Italy). Complex responses of volatile organic compound emission to realistic levels of ozone and drought stress in three oak species	P26

Elena Paoletti (Italy). Isoprene response to increasing ozone concentrations in Oxford 'O ₃ -sensitive' poplar clone grown in enhanced nitrogen and phosphorus soil content	P27
Elena Parfenova (Russia). Siberian pine and fir decline in the southern Siberian mountains: hypotheses and investigations	P28
Elisa Pellegrini (Italy). Potential roles of WRKY transcription factors in regulating oxidative protection and signalling in <i>Salvia officinalis</i> plants exposed to ozone	P29
Alessandra Podda (Italy). Photosynthetic performance, oxidative injury and growth of pomegranate plants under salt and ozone stress	P30
Margarita Préndez (Chile). What we can't see in the urban forest ecosystem: greenhouse gases or its precursors	P31
Margarita Préndez (Chile). Biomonitoring of anthropogenic volatile organic compounds in a urban arboreal species. Santiago de Chile	P32
Chiara Proietti (Italy). Ozone and climate change impacts on Southern European forests: MITIMPACT project concept	P33
Chiara Proietti (Italy). The importance of soil water availability on stomatal conductance regulation: implications for tropospheric ozone	P34
Amélie Saunier (Finland). Isoprene contribution to ozone production in a context of climate change in a <i>Quercus pubescens</i> forest	P35
Bo Shang (China). Ozone exposure- and flux-based response relationships with photosynthesis, leaf morphology and biomass in two poplar clones	P36
Katrina Sharps (UK). ICP Vegetation smart-phone App for recording incidences of ozone injury on vegetation	P37
Tommaso Stella (Germany). Modelling BVOC potential emission from energy crops – a case study in Brandenburg, Germany	P38
Tetsuto Sugai (Japan). Effects of ozone on two larch species treated with ammonium sulfate or salt loading	P39
Haoye Tang (China). Effects of elevated ozone concentration on CH ₄ and N ₂ O emission from paddy soil with two Chinese rice cultivars under fully open-air field conditions	P40
Lei Tong (China). Diurnal and phenological variations of O ₃ and CO ₂ fluxes of winter wheat canopy under short-term O ₃ exposure	P41
Vasiliki Vougeleka (Greece). Effect of ozone and/or EDU on Pinto bean plants' metabolism	P42
Vasiliki Vougeleka (Greece). Penconazole: A potential ozone protectant of plants? A metabolomics approach	P43
Jinyang Wang (UK). Effects of elevated tropospheric ozone and N fertilisation on greenhouse gas emission and net ecosystem carbon exchange in British grasslands	P44
Yansen Xu (China). Relationships of CO ₂ assimilation rates with exposure- and flux-based O ₃ metrics in three urban tree species	P45
Huiyi Yang (UK). Ozone pollution impacts on crops and forests in China	P46
Lu Zhang (China). Effects of nutrient availability on O ₃ -caused damage of poplar Oxford clone	P47

Session 1

Monitoring, modelling and assessing the risk of ozone damage to plant ecosystems

Historical approach to research on ozone and plants

Pierre Dizengremel

University of Lorraine, UMR SILVA, AgroParisTech, INRA, University of Lorraine, BP 70239, 54506 Vandoeuvre- lès-Nancy cedex, France

Seventy years ago, Haagen-Smit was commissioned to determine the nature of the smog in Los Angeles, which caused haze, eye irritation and plant damage. Earlier work related that damages to crops were different from those observed in smog episodes in the eastern USA and Europe. Consequently, Haagen-Smit realized that the odor of smog resembled that of oxidized hydrocarbons. He tested the action of ozone and gasoline on crops and got symptoms of damage similar to those caused by smog. Getting similar results with hydrocarbons and nitrogen dioxide under sunlight, he concluded that the smog resulted from the photochemical reaction of hydrocarbons and nitrogen dioxide from car exhausts and fuel combustion, ozone being a secondary pollutant. Visible symptoms of ozone damage on pines were also identified in the mountains surrounding Los Angeles. This breakthrough in knowledge further led to the development of research programs in the USA. Concurrently, in the eighties in Europe, German scientists claimed that the conifers in Germany and France were declining. A fruitful cooperation started between the two countries, followed by European programs, allowing large improvement in knowledge about the physiology of crops and trees and their behavior when exposed to ozone. At the leaf level, the decreased photosynthesis and the increased respiration were the physiological symptoms of a lower growth of plants. The negative impact of ozone counteracting the possible positive effect of an increasing atmospheric CO₂ cannot be denied. To improve the indices of risk assessment, the SUM0 and AOT40 metrics were abandoned in favor of integrating the real quantity of ozone entering the leaf, leading to POD's. The challenge remains to better include the detoxification capacity of cells even though recent work has discussed this aspect. An important point concerns the differences between C₃ (including trees) and C₄ plants. At similar POD's, C₄ plants show a faster decline in metabolic activities under ozone. However, they resist better to ozone in the fields, thanks to their lower stomatal conductance. The study of the behavior of these two groups of plants exposed to ozone and associated stresses (drought, elevated CO₂), and the upscaling to ecosystems, need to be improved.

Keywords: history, smog, ozone, physiology, C₃ and C₄ plants

TOAR-Vegetation: Present day tropospheric ozone distribution and trends relevant to vegetation

Gina Mills^(1,2), Håkan Pleijel⁽²⁾, Chris Malley^(3,4,5), Baerbel Sinha⁽⁶⁾, Owen Cooper⁽⁷⁾, Martin Schultz⁽⁸⁾, **Harry Harmens**⁽¹⁾, Allen S. Lefohn⁽⁹⁾, Howard S. Neufeld⁽¹⁰⁾, David Simpson^(11,12), Katrina Sharps⁽¹⁾, Zhaozhong Feng⁽¹³⁾, Giacomo Gerosa⁽¹⁴⁾, Kazuhiko Kobayashi⁽¹⁵⁾, Pallavi Saxena⁽¹⁶⁾, Elena Paoletti⁽¹⁷⁾, Vinayak Sinha⁽⁶⁾, Sverre Solberg⁽¹⁸⁾, Xiaobin Xu⁽¹⁹⁾

⁽¹⁾NERC Centre for Ecology & Hydrology, Bangor, UK; ⁽²⁾Biological and Environmental Sciences, University of Gothenburg, Gothenburg, Sweden; ⁽³⁾Stockholm Environment Institute, Environment Department, University of York, UK; ⁽⁴⁾NERC Centre for Ecology & Hydrology, Penicuik, UK; ⁽⁵⁾School of Chemistry, University of Edinburgh, Edinburgh, UK; ⁽⁶⁾Indian Institute of Science Education and Research, Mohali, Punjab, India; ⁽⁷⁾Cooperative Institute for Research in Environmental Sciences, University of Colorado/NOAA Earth System Research Laboratory, Boulder, USA; ⁽⁸⁾Forschungszentrum Jülich GmbH, Jülich, Germany; ⁽⁹⁾A.S.L. & Associates, Helena, MT, USA; ⁽¹⁰⁾Department of Biology, Appalachian State University, Boone, NC, USA; ⁽¹¹⁾EMEP MSC-W, Norwegian Meteorological Institute, Norway; ⁽¹²⁾Department of Earth and Space Sciences, Chalmers University of Technology, Sweden; ⁽¹³⁾Research Center for Eco-Environmental Sciences, Chinese Academy of Sciences, Beijing, China; ⁽¹⁴⁾Dipartimento di Matematica e Fisica, Università Cattolica del Sacro Cuore, Brescia, Italy; ⁽¹⁵⁾Graduate School of Agricultural and Life Sciences, The University of Tokyo, Tokyo, Japan; ⁽¹⁶⁾School of Environmental Sciences, Jawaharlal Nehru University, New Delhi, India; ⁽¹⁷⁾IPSP-CNR, Florence, Italy; ⁽¹⁸⁾Norwegian Institute for Air Research (NILU), Kjeller, Norway; ⁽¹⁹⁾Key Laboratory for Atmospheric Chemistry, Institute of Atmospheric Composition, Chinese Academy of Meteorological Sciences, Beijing, China

This paper summarises results from analysis of ozone vegetation metrics as part of the global Tropospheric Ozone Assessment Report (TOAR), submitted to Elementa as TOAR-Vegetation. It reports on the present day global distribution of ozone at over 3300 vegetated sites across the world and on long-term trends at nearly 1200 sites. TOAR-Vegetation focusses on 5 year means (2010-2014) and long-term trends (1995 to 2014 and 2000 to 2014) for M12, AOT40 and W126. These are presented for climatic-zone relevant three months periods for wheat and rice, and for hemisphere-specific six months periods for perennial vegetation. The highest values for these metrics are currently in mid-latitudes of the northern hemisphere, including S USA, the Mediterranean basin, N India, NW and central China, the Republic of Korea and Japan. Ozone concentrations are lowest in Australia, New Zealand, southern parts of S America and some northern parts of Europe, Canada and the USA. W126 and AOT40 were mainly decreasing in North American and European sites (1995 – 2014) whilst M12 values were increasing at many sites in these regions. AOT40 critical levels and W126 values of concern continue to be exceeded in many of these areas, indicating that vegetation is likely to be at risk of negative effects of ozone exposure. In East Asia, primarily represented by sites in Japan and the Republic of Korea, the mean AOT40 and W126 values were higher than those in North America and Europe for perennial vegetation and wheat time-periods. Trend analysis indicated that the ozone threat to vegetation has increased from 1995 to 2014 in Japan, and 2000 to 2014 in the Republic of Korea.

Keywords: Global, ozone metrics, trends, wheat, rice, perennial vegetation

S1.O2

Ozone trends in Great Smoky Mountains National Park and their implications for plants

Howard S. Neufeld⁽¹⁾, Alyssa Teat⁽²⁾, Allen S. Lefohn⁽³⁾, Barkley Sive⁽⁴⁾

⁽¹⁾Appalachian State University, Department of Biology, 572 Rivers St., Boone, NC, 28608, USA. ⁽²⁾Duke University, Physicians Assistant Program, 800 S. Duke St., Durham, NC, 27701, USA. ⁽³⁾A.S.L. & Associates, 302 North Last Chance Gulch, Suite 410, Helena, MT, 59601, USA. ⁽⁴⁾Air Resources Division, U.S. National Park Service, 7333 W. Jefferson Ave., Lakewood, CO, 80235, USA

Great Smoky Mountains National Park (GRSM) is the most visited national park in the United States and has some of the highest levels of biodiversity of any park unit. It is topographically complex, with an elevational range of 1757 m, yet relatively small in size (~211,419 ha) with maximum width and length of 29 and 52 km, respectively. The Park has historically been subject to elevated levels of pollutants, including sulfur dioxide (SO₂), ozone (O₃), and nitrogen oxides (NO_x), and as a result it is one of the most intensively monitored. This paper reports on [O₃] trends from 1989 to 2016 for six monitoring sites in and adjacent to GRSM, ranging in elevation from 564 m to 2030 m. W126_{12-h} exposure indices (Apr-Oct) were found to have increased from the 1980s until the late 1990s, before reversing and decreasing to the present. Spatially, [O₃] are higher in the western portion and higher elevations of GRSM. The highest 1-h concentration ever recorded was 135 ppb in 1998, but since 2004, only 2 sites have experienced [O₃] ≥ 100 ppb. Decreased exposures result primarily from a reduction in [O₃] ≥ 60 ppb. Maximum W126_{12-h} exposures have shifted almost exclusively to earlier in the season (Apr – Jun). Exposure episodes (3 or more consecutive hours with [O₃] ≥ 60 ppb) are greatly reduced in recent years and respite periods (2 or more hours with [O₃] < 60 ppb) are more frequent. Decreases in W126_{12-h} are highly correlated with reduced NO_x emissions from regional power plants and are coincident with those found over most of the eastern United States. The combination of shorter episodes and longer respite times, coupled with reduced peak [O₃], suggests plants are at reduced risk from ozone exposure compared to those experienced 20-25 years ago.

Keywords: Smoky Mountains, ozone trends, W126 exposure, plants

Meteorological conditions and ambient ozone effects on temperate forest vegetation

Valda Araminienė⁽¹⁾, Vidas Stakėnas⁽¹⁾, Pierre Sicard⁽²⁾, Evgenios Agathokleous⁽³⁾, Iveta Varnagirytė-Kabašinskiėnė⁽¹⁾, Yasutomo Hoshika⁽⁴⁾, Alessandra De Marco⁽⁵⁾, Elena Paoletti⁽⁴⁾, Rasa Girgždienė⁽²⁾

⁽¹⁾Institute of Forestry, Lithuanian Research Centre for Agriculture and Forestry, Liepu str., Girionys, Kaunas distr. LT-53101, Lithuania. ⁽²⁾ACRI-HE, 260 Route du Pin Montard, Sophia-antipolis, Cedex, 06904, France. ⁽³⁾Hokkaido Research Centre, Forestry and Forest Products Research Institute, Hitsujigaoka-7, Toyohira Sapporo, Hokkaido, 062-8516, Japan. ⁽⁴⁾Institute of Sustainable Plant Protection, National Council of Research, Via Madonna del Piano 10, Sesto Fiorentino, Florence, 50019, Italy. ⁽⁵⁾ENEA - Casaccia Research Centre, Via Anguillarese, 301, Santa Maria Di Galeria, 00123, Italy. ⁽⁶⁾ Center for Physical Sciences and Technology, Sauletekio al. 3, Vilnius, LT– 10257, Lithuania

Tropospheric ozone can cause damage on sensitive vegetation during the growing season. Higher concentrations of tropospheric ozone more often are fixed in the Northern than in the Southern Hemisphere. Ozone concentrations and emissions of ozone precursors vary in the Northern Hemisphere. As a fact, the emissions of ozone precursors are recently slightly decreasing in Europe and North America and increasing in Asia. Lithuania represents temperate forest zone. Despite relatively low mean ambient ozone concentration in Lithuania, its negative impact on vegetation has been recently registered. The local studies indicated that ozone concentration has induced by 5-10% decrease in crop yield. In Lithuania, visible ozone injuries on forest plant leaves are assessed since 2007. The study aim was to estimate interaction between meteorological conditions, ambient ozone level and the severity of visible ozone injuries on species representing temperate forest zone plants. The study was performed in nine Forest Monitoring Level II plots situated in Lithuania during 2007–2017–year period. Visible foliar injuries were assessed in the Light Exposed Sampling Sites (LESS); main meteorology parameters were provided from six meteorological stations located nearby Forest Monitoring plots. Ozone concentrations were measured in two Monitoring Stations, representing the Western and Eastern Lithuania. During the recent decade, mean tropospheric ozone concentration ranged between 25–34 ppb during April–September period in the Eastern part of Lithuania. Meanwhile, in the Western part of the country, the concentration of ozone ranged within 32–37 ppb or it was significantly higher than in the Eastern part. Mean annual ozone concentration slightly increased during last three years. There was found positive correlation between ozone concentration in August and number of plants with visible ozone injury on leaves. The species *Rubus idaeus*, *Frangula alnus*, *Corylus avellana* and *Fraxinus excelsior* were mostly damaged by ozone.

Keywords: Ozone, forest vegetation, Lithuania, defoliation, visible ozone injury, temperate forest

S1.04

Mapping changes in spatial patterns of ambient ozone levels

Iva Hůnová, Vít Baumelt, Lea Paličková

Czech Hydrometeorological Institute, Na Šabatce 17, Prague 4, 143 06, Czech Republic

Ambient ozone (O_3) is a key atmospheric constituent. It belongs to green-house gases and plays a major role in atmospheric chemistry. It contributes substantially to the oxidation capacity of atmosphere supporting its self-cleaning capacity. On the other hand its toxic both for human health and ecosystems. The formation of O_3 is highly dependent on meteorological conditions (such as solar radiation, air temperature, relative humidity, occurrence of precipitation events) and thus the year-to-year variability of O_3 concentrations is high. In the Czech Republic (CR), ambient ozone concentrations have been observed within a monitoring network since 1993, currently by ca 50 measuring sites representing different environments. Our results reveal that, O_3 levels are high enough to harm both human health and ecosystems (Hůnová, Schreiberová 2012; Hůnová et al. 2013, Hůnová et al. 2016). The aim of our contribution is to map the areas potentially at risk from high ambient ozone exposure. Specifically, we intend to indicate the hotspots, where effects of elevated ozone exposures are to be expected and where forests are endangered due to excessive O_3 loads. We present the-year-to-year spatial variability in O_3 concentrations for forested areas. The final output is a map showing risk areas in the Czech forests averaged over the period of 2000–2015, the risk being defined in relative terms.

Reference:

Hůnová I., Malý M., Řezáčová J., Braniš M. (2013): Association between Ambient Ozone and Health Outcomes in Prague. *International Archives of Occupational and Environmental Health* 86: 89–97.

Hůnová I., Schreiberová M. (2012): Ambient ozone phytotoxic potential over the Czech forests as assessed by AOT40. *iForest – Biogeosciences and Forestry* 5: 153–162.

Hůnová I., Stoklasová P., Schovánková J., Kulasová A. (2016): Spatial and Temporal Trends of Ozone Distribution in the Jizerské hory Mountains of the Czech Republic. *Environmental Science and Pollution Research* 23, 377–387.

Keywords: ambient ozone, concentrations, risk areas, spatial variability

S1.O5

Air pollutant ozone comparison between city areas and big forest land in Slovenia

Matej Rupel, Daniel Žlindra

Department of Forest Ecology, Slovenian Forestry Institute, Večna pot 2, SI – 1000 LJUBLJANA, Slovenia

Ozone is important air pollutant, dangerous for plants, animals and human health. The Slovenian Forestry Institute (SFI) have 15 years experiences (2003 – 2017), assessing ozone visible injury on forest vegetation in Slovenia, observed as foliage damage on the forest trees and shrubs species. During these years the visible ozone damages were observing at 5 to 11 intensive monitoring plots (ICP Forests Level II) and some last years also in Ljubljana urban and peri-urban forests. In the same time span the SFI has been monitoring ozone concentrations in the air with passive samplers. In 2013, we expanded air monitoring to three other pollutant gases: sulphur dioxide, nitrogen dioxide and ammonia. We monitor air pollution with passive samplers also in the capital of Slovenia – Ljubljana. We perform measurements in urban areas and urban and peri-urban forests (city parks, nature park, forest covered hill, riparian forests). Identification of visible ozone or visible ozone like symptoms in small trees and shrubs in Ljubljana urban forests was performed. Visible foliar injury by ozone we surveyed on 3 *off-plots*, on light-exposed sampling sites at urban forest edge according to the ICP Forests manual. Our observations of negative impacts of ozone on forest trees, we compare between city areas in Ljubljana and big forest land Kočevska. Kočevska landscape is one of the most naturally preserved parts of Slovenia and Central Europe. 90% of the province is covered by forests, predominantly Dinaric fir and beech forests. We looked different forest trees and shrubs species. Different species show different sensibility to the same ozone dose. We also try to compare ozone visible damages vegetation and ozone concentrations values in the air with passive samplers.

S1.06

Ozone flux and its effect in relation to meteorology on ecophysiological reactions in hemi-boreal forest tree species

Algirdas Augustaitis, Ingrida Augustaitienė, Vitas Marozas, Ainis Pivoras

Aleksandras Stulginskis University, Kaunas distr., Lithuania, LT-53362

In the presented study the causative relationships between environmental factors and tree ring width formation of the prevailing in Lithuania tree species as the main parameters of tree capacity to adapt to and mitigate the recent global changes at hourly and diurnal scales were investigated. The obtained data revealed that Norway spruce trees are better adapted to recent climatic conditions in temperate forest than Scots pine and birch trees. Even during the drought episode spruce stem increment exceeded increment of the rest of the considered tree species. Scots pine seems to be the most sensitive species to seasonal environmental changes. The highest reversible fluctuations in stem circumference on hourly scale resulting from meteorology and surface ozone became the main drivers of their gradually increasing growth intensity. Silver and Downy birch tree reactions indicated the lowest sensitivity of these tree species not only to unfavorable environmental factors but also to favorable factors which should stimulate tree growth intensity. This is why the growth intensity of these tree species recently has been gradually decreasing. The hypothesis that the coniferous species are more adaptive to recent climate changes and their capacity to mitigate the threats of global changes is higher than that of deciduous tree species was confirmed. The study is based on the results obtained conducting national project supported by Lithuanian Council of Research "FOREstRESS" (SIT- 3/2015).

Keywords: ozone flux, meteorology, stem circumference, integrated effect

A multi-model framework for ozone risk assessment

Anav A.⁽¹⁾, Proietti C.⁽¹⁾, De Marco A.⁽²⁾, Paoletti E.⁽¹⁾

⁽¹⁾Institute for Sustainable Plant Protection (CNR-IPSP), Via Madonna del Piano 10, Sesto Fiorentino (Florence), Italy. ⁽²⁾Italian National Agency for New Technologies, Energy and the Environment (ENEA), C.R. Casaccia, S. Maria di Galeria, Italy

Plant ecosystems play a key role in regulating the concentration of air pollutants in the planetary boundary layer. Among common air pollutants, O₃ is probably the most damaging to forests and crops, frequently reaching high concentrations over large regions of the world and particularly in Mediterranean area. However, O₃ effects on vegetation depend not only on the atmospheric concentrations but also on O₃ uptake through the stomata. Therefore, the quantification of the amount of ozone removed from the atmosphere, and the consequent injuries to vegetation, are particularly relevant for climate, ecological and risk assessment studies. We developed a regional multi-model framework to be used for integrated risk assessment and for studies on potential risks caused by O₃ pollution on European forests. This framework relies on a mesoscale model that generates climate forcing used offline to run a Chemistry Transport Model (CTM). The O₃ concentrations computed through the CTM (CHIMERE) and the climatic variables computed by a regional weather forecast model (WRF) combined with a stomatal conductance model, allowed us to estimate the stomatal O₃ fluxes using different phenological models and assumptions on the water uptake by plants at different soil depths in the rooting zone and to evaluate the differences between an exposure-based index (i.e. AOT40) and an index based on the effective absorbed O₃ dose (i.e. POD_Y).

Keywords: O₃, AOT40, POD_Y, DO₃SE, Plant Phenology

S1.O8

Exposure- and flux-based assessment of ozone risk to sugarcane plants

Bárbara Baêso Moura⁽¹⁾, Yasutomo Hoshika⁽²⁾, Rafael Vasconcelos Ribeiro⁽¹⁾, Elena Paoletti⁽²⁾

⁽¹⁾University of Campinas, R. Monteiro Lobato, 255 - Cidade Universitária, 13083-862, Campinas SP, 13083-862, Brazil. ⁽²⁾National Research Council, Via Madonna del Piano 10, 50019 Sesto Fiorentino, Italy

Ozone (O₃) is a toxic oxidative air pollutant, with significant detrimental effects on crops. Sugarcane (*Saccharum* spp.) is an important crop with no O₃ risk assessment performed so far. This study aimed to assess O₃ risk to sugarcane plants by using exposure-based indices (AOT40 and W126) based on O₃ concentrations in the air, and the flux-based index (POD_y, where y is a threshold of uptake) that considers leaf O₃ uptake and the influence of environmental conditions on stomatal conductance (g_{sto}). Two sugarcane genotypes (IACSP94-2094 and IACSP95-5000) were subjected to a 90-day Free-Air Controlled Experiment (FACE) exposure at three levels of O₃ concentrations: ambient (Amb); Amb x1.2; and Amb x1.4. Total above-ground biomass (AGB), stalk biomass (SB) and leaf biomass (LB) were evaluated and the potential biomass production in a clean air was estimated by assuming a theoretical clean atmosphere at 10 ppb as 24 h O₃ average. The Jarvis-type multiplicative algorithm was used to parametrize g_{sto} including environmental factors such as air temperature, light intensity, air vapor pressure deficit, minimum night-time temperature. Ozone exposure caused a negative impact on AGB, SB and LB. The O₃ sensitivity of sugarcane may be related to its high g_{sto} (~535 mmol H₂O m⁻² s⁻¹). As sugarcane is adapted to hot climate conditions, g_{sto} was restricted when the current minimum air temperature (T_{min}) was below ~14°C and the minimum night-time air temperature of the previous day (T_{nmin}) was below ~7.5°C. The flux-based index (POD_y) performed better than exposure-based indices in estimating O₃ effect on biomass losses. We recommend a y threshold of 2 nmol m⁻² s⁻¹ to incorporate O₃ effects on both AGB and SB and 1 nmol m⁻² s⁻¹ on LB. In order to not exceed 4% reduction in sugarcane growth, and considering the genotypes we recommend the following critical levels: 1.09 and 1.04 mmol m⁻² POD₂ for AGB, 0.91 and 0.96 mmol m⁻² POD₂ for SB, and 3.00 and 2.36 mmol m⁻² POD₁ for LB of IACSP95-5000 and IACSP94-2094 respectively.

Keywords: tropospheric ozone, POD_y, stomatal conductance, ozone FACE, air pollution

Development of stomatal conductance modeling under elevated ozone for forest trees

Yasutomo Hoshika, Elena Paoletti

IPSP-CNR, Via Madonna del Piano 10, I-50019 Sesto Fiorentino, Italy

Ozone enters leaves via stomata and causes a damage to leaves of trees. Modeling of stomatal conductance (g_s) is considered as an essential factor to assess ozone impacts. In this presentation, recent developments for the modeling of g_s are summarized: 1) we reviewed 235 publications of field-observed g_s for the parameterization of Jarvis-type model in global woody plant functional types (PFTs). The relationships between stomatal parameters and climatic factors (MAT, mean annual air temperature; MAP, mean annual precipitation) were assessed, and 2) to discuss the effect of ozone on g_s , an analytical model was proposed based on the optimization theory for maximizing carbon gain while minimizing concurrent accompanying water loss and ozone influx. Regarding 1), we found that maximum stomatal conductance (g_{max}) in global woody plants correlated with MAP rather than MAT. The optimal temperature of g_s and stomatal response to predawn water potential changed according to the growth conditions. Regarding 2), in the ozone FACE (Free-Air Controlled Exposure) experiments, the optimal stomatal model explained ozone-induced stomatal closure in early summer. This suggests that ozone-induced stomatal closure may reduce ozone influx, and allow maximum photosynthetic capacity to be reached. However, in late summer and autumn, the model did not explain the effects of ozone on stomatal conductance. Also an increase of y-intercept of photosynthesis-stomatal conductance relationship (g_{min} , minimum conductance) was found. This reflects the loss of closing response of stomata by ozone (i.e., stomatal sluggishness). In fact, in late summer, ozone caused: 1) slower dynamic stomatal response to light variation, 2) less sensitivity of stomata to vapour pressure deficit (VPD), 3) reduced sensitivity of stomata to abscisic acid (ABA) and 4) increased night-time stomatal conductance. As a result g_{min} increased with increasing cumulative ozone uptake among species.

Keywords: ozone, stomatal conductance, stomatal conductance model, maximum stomatal conductance, stomatal sluggishness

S1.O10

Multi-scale monitoring and modeling of ozone deposition to ecosystems

Auke Visser⁽¹⁾, Laurens Ganzeveld⁽¹⁾, Folkert Boersma^(1,2)

⁽¹⁾Wageningen University, Department of Environmental Sciences, Meteorology and Air Quality Section, Droevendaalsesteeg 3a, 6708PB Wageningen, the Netherlands.

⁽²⁾Royal Dutch Meteorological Institute (KNMI), Climate Observations department, Utrechtseweg 297, 3731GA De Bilt, the Netherlands

Ozone uptake through stomata damages plant tissue, thereby reducing plant photosynthetic capacity and thus, at a larger scale, inhibiting carbon sequestration by ecosystems. Assessments of such O₃-CO₂ atmosphere-biosphere interactions rely on combined O₃ and CO₂ flux observations. Although essential for process studies focusing e.g. on in-canopy ozone loss mechanisms, O₃ flux data coverage is too sparse in space (only a few European flux measurement sites) and time (often only several years of data) to assess O₃ deposition impacts on ecosystem functioning at a continental scale. Our approach aims to gain a such a larger-scale insight into O₃-CO₂ interactions by combining various modelling approaches with in situ and remote sensing (RS) observations to study ozone deposition impacts on ecosystem functioning in Europe. We use the regional atmospheric chemistry and transport model WRF-Chem to simulate O₃ and its precursor gases nitrogen oxides (NO_x) and volatile organic compounds (VOCs) during a summer season. NO_x emissions in WRF-Chem are constrained using satellite NO₂ column observations from the Ozone Monitoring Instrument. We expect that this will especially improve model-simulated peak O₃ concentrations and deposition fluxes. In addition, a chemical canopy-exchange model is applied for various O₃-CO₂ flux measurement sites to simulate ecosystem NO_x-VOC-O₃ interactions and to assess the partitioning between stomatal and non-stomatal O₃ flux components. The O₃-induced impacts on ecosystem carbon sequestration will eventually be quantified in a multivariate statistical framework combining the highly-resolved O₃ flux simulations and RS-based vegetation productivity products.

Keywords: ozone deposition, air pollution modelling, remote sensing

S1.O11

Passive vs. active: Applicability of Loibl function in modeling hourly ozone concentrations from passive samplers in Romanian Intensive Monitoring Network

Diana Pitar, **Ionel Popa**, Stefan Leca, Ovidiu Badea

National Institute for Research and Development in Forestry “Marin Dracea” (INCDS), Eroilor Blvd. 128, Voluntari, 077190, Romania

Ozone was monitored using Ogawa passive samplers during 2010 - 2016 growing seasons (biweekly) in four Romanian ICP-Forests Level II Intensive Monitoring plots: Stefanesti-stejar (88 m a.s.l. minimum on a 5 km radius 70 m a.s.l.), Mihaesti-gorun (405 m, 312 m), Fundata-fag (1119 m, 840 m) and Predeal-molid (1107 m, 780 m). Also, hourly ozone concentrations were measured some of the years in all plots. AOT40 was modeled from passive samplers using Loibl function and also calculated from hourly measurements where data were available. The differences between real and estimated AOT40 were significant in all cases, the index calculated based on passive samplers overestimating ones based on hourly ozone concentrations by 67% (2015) - 448% (2016) at Stefanesti-stejar plot, by 75% (2013) – 1485% (2014) at Mihaesti plot, by 173% in 2015 and 1515% in 2016 at Predeal-molid plot and by 102% in 2015 at Fundata-fag plot. In addition, when comparing seasonal mean ozone concentrations derived from active and passive monitoring, the differences are both negative and positive, ranging from -14% in 2015 at Stefanesti-stejar plot to 77% in 2012 at Mihaesti-gorun. These are preliminary results question the applicability of Loibl function for modeling hourly values from passive samplers in Romanian conditions. In the light of the new developed critical levels for ozone based on the pollutant uptake through stomata, the next step is modelling and comparing PODx values from active and passive measurements.

Keywords: passive samplers, Loibl function, AOT40, ICP-Forests level II

S1.012

A new crop modelling technique for dealing with ozone stress

Ioannis Droutsas, Andrew Challinor

Institute for Climate and Atmospheric Science, School of Earth and Environment,
University of Leeds, LS2 9JT Leeds, UK

Crop protection and preservation is a crucial aspect of food security in a world where food supply is becoming an even bigger challenge for the continuously increasing population. Plants are influenced by a wide range of biotic and abiotic factors which play an important role on their performance and yield. High air pollution levels can damage plant ecosystems while ozone is the most phytotoxic air pollutant at a global scale. Moreover, changes in climatic parameters such as water availability and temperature can be combined with high air pollution levels to impact on crop yield. Crop models are tools for quantifying the growth and development of crops and their responses to stresses. However, only a few crop models include an ozone stress parametrization. Here we introduce a significant modification to an existing crop model (GLAM) in order to apply an ozone dose-response function into the model. The new model version is called GLAM-ROC (GLAM-Relative Ozone Concentrations) and accounts for the ozone impact on wheat. Before the inclusion of the ozone effects, the wheat version of GLAM model was re-parametrized and a new modelling technique has been introduced into the model. This new approach is based on a simultaneous solution of the set of model equations instead of the prevailing step-by-step method used in most crop models. The model was made conceptually simpler by taking an integrated systems approach. The new structure improves the model skill under water stress conditions. GLAM-ROC is therefore suitable also in environments where ozone interacts with other stresses, such as drought.

S1.O13

ICP Vegetation-Asia: A new policy-focused evidence collecting and risk assessment network for ozone

Kim Oanh⁽¹⁾, Gina Mills⁽²⁾, **Harry Harmens**⁽²⁾, Patrick Bükér⁽³⁾, Felicity Hayes⁽²⁾, Katrina Sharps⁽²⁾, Muhammad Adrees⁽⁴⁾, Arti Bhatia⁽⁵⁾, Hanieh Eghdami⁽⁶⁾, Felix Leung⁽⁷⁾, Rebecca Oliver⁽⁸⁾ and Durgesh Singh Yadav⁽⁹⁾

⁽¹⁾Asian Institute of Technology, Bangkok, Thailand; ⁽²⁾Centre for Ecology & Hydrology, Bangor, UK; ⁽³⁾Stockholm Environment Institute, University of York, UK; ⁽⁴⁾Government College University, Faisalabad, Pakistan; ⁽⁵⁾ICAR-Indian Agricultural Research Institute, Delhi, India; ⁽⁶⁾University of Trier, Trier, Germany; ⁽⁷⁾University of Exeter, Exeter, UK; ⁽⁸⁾Centre for Ecology and Hydrology, Wallingford, UK; ⁽⁹⁾Banaras Hindu University, Varanasi, India

Reporting to the United Nations Convention on Long-Range Transboundary Air Pollution, the ICP Vegetation involves over 250 scientists representing 50 countries. For ozone, the primary objectives are to (i) collate and review evidence of impacts on vegetation and (ii) to assess spatial patterns and temporal trends in the risks of damage from current and future ozone. As part of the Convention's outreach activities, the ICP Vegetation is developing a new Asian network, ICP Vegetation-Asia. The network is being coordinated by Prof. Kim Oanh of the Asian Institute of Technology, Thailand and will initially focus on food security impacts. Assisted by the ICP Vegetation Coordination Centre in the UK, the first phase of activities is on the theme of "seeing is believing", aiming to show policy makers that effects on crops should also be considered along with effects on health. Activities will include a review of evidence presented in the published and "grey" scientific literature and the establishment of a network of sites where sensitive ozone species (SOS) will be used to draw the attention of policy makers, agronomists and the public to the growing ozone problem in Asia. An initial pilot study will be conducted in 2018 at selected sites in S and SE Asian countries, involving ozone-sensitive and -resistant bean varieties grown together with local varieties. The distinctive visible symptoms on the beans will be used to provide "SOS" warnings of the pollutant's potential to damage food crops. Later activities will include expansion of the SOS network, the development of region-specific critical levels and flux-based risk assessments and organising knowledge exchange workshops. Policy makers are involved from the start to ensure the activities of ICP Vegetation are suitably focussed on policy needs. New groups from Asia are very welcome to join the network.

Keywords: ozone, crops, network, field evidence, visible injury, food security, Asia

S1.O14

Research is highly required on the impacts of increasing surface ozone in China

Ya Tang⁽¹⁾, Xue Qiao⁽²⁾, Yuanfei Cao⁽²⁾

⁽¹⁾Department of Environment, College of Architecture and Environment, Sichuan University, Chengdu 610065, China. ⁽²⁾Institute of New Energy and Low-Carbon Technology, Sichuan University, Chengdu 610065, China

Environmental pollution has increased quickly in parallel with fast economic growth in the past three decades in China but has not received adequate attention until about two decades ago. In the past decade, air pollution, particularly PM_{2.5} pollution has been the focus of the public and many research projects. Public awareness about the effects of PM_{2.5} on human health has been an important driving force to initiation of many research projects in China. Unlike PM_{2.5}, surface ozone pollution is known only to a very limited number of people despite its recent quick increasing trend in many Chinese cities and its effects on human health and ecosystems. Existing research on ozone in China is largely focused on the effects of ozone on crops and some plants and on characterizing ozone pollution in urban areas. As a result of increasing public awareness about environmental pollution, declining use of coal and fast increasing vehicle population, air pollution in China has been in the transition from that caused largely by coal burning to complex pollution caused by coal burning, use of natural gas and transport. Further increase in surface ozone concentrations is expected in many parts of China. To reduce the effects of elevated ozone in China, research and international collaboration are highly required not only on changes in ozone trend in the urban areas, but on ozone impacts on forests. As the effects of air pollution including ozone on forests are probably seen after decades, building on achievements of existing international knowledge, it would be greatly important to plan and implement integrated research framework on impacts of surface ozone pollution in China. Our surface ozone monitoring and field observations in a few remote forests in southwestern China corroborate the significance of international collaboration and the urgent need for research programs.

S1.O15

Vegetation exposure to ozone in China: model performance and regions needing further field investigations

Xue Qiao⁽¹⁾, Jie Zhang⁽²⁾, Hongliang Zhang⁽³⁾, Ya Tang⁽⁴⁾, Jianlin Hu⁽⁵⁾, Qi Ying^(2, 5)

⁽¹⁾Institute of New Energy and Low-Carbon Technology, Sichuan University, Chengdu 610065, China. ⁽²⁾Zachry Department of Civil Engineering, Texas A&M University, College Station, TX 77843, USA. ⁽³⁾Department of Civil and Environmental Engineering, Louisiana State University, Baton Rouge, Louisiana 70803, USA. ⁽⁴⁾Department of Environment, College of Architecture and Environment, Sichuan University, Chengdu 610065, China. ⁽⁵⁾School of Environmental Science and Engineering, Nanjing University of Information Science & Technology, 219 Ningliu Road, Nanjing 210044, China

As surface ozone concentrations have increased significantly in many regions of China, it is concerned that ozone exposure to forests across the country, particularly those in the national nature reserves and biodiversity hotspots, may have exceeded foliar injury threshold values. To quantitatively assess the impacts of ozone to forests, several most frequently used ozone exposure indices (M7, M24, SUM60, W126, and AOT40f) were calculated using simulated hourly from the Community Multiscale Air Quality (CMAQ) model for the year of 2013. While the annual average ozone concentrations (M7 and M24) were generally higher in the Qinghai-Tibetan Plateau (QTP) in western China due to higher background ozone, the other three ozone exposure indices (SUM60, W126, and AOT40f) were lower in most parts of QTP. In contrast, the North China Plain (NCP) and Yunnan Province had lower annual average concentrations but higher values of SUM60, W126, and AOT40f, as they had larger numbers of high ozone hours (i.e. hourly concentration > 100 ppb). The west rims of Sichuan Basin and some regions in the southern and eastern rims of QTP had relatively higher values of all the five exposure indices. Compared with critical loads reported in the literature, about 80% and 75% of forests had SUM60 and W126 higher than the critical load for natural ecosystems (12 ppm-h) for moderately sensitive plant species (23.8 ppm-h), respectively. In addition, about 90% of forests had AOT40f values higher than the critical load of 10 ppm-h. Based on the spatial distributions of ozone exposure, forests, and nature reserves, we suggest that future field observation studies of forest injuries due to air pollution should be prioritized for forested regions in the Yunnan Province, eastern and southern rims of QTP, and western rim of Sichuan Basin.

S1.O16

Ozone and climate stresses on sub-Arctic tundra vegetation: Modelling of stomatal fluxes in midnight sun

Frode Stordal⁽¹⁾, Terje K Berntsen⁽¹⁾, Patrick B ker⁽²⁾, Stefanie Falk⁽¹⁾, Johanne H Rydsaa⁽¹⁾, David Gillies⁽²⁾, Ane Vollsnes⁽³⁾

⁽¹⁾Department of Geosciences, University of Oslo, Box 1047 Blindern, 0316 Oslo, Norway, ⁽²⁾Stockholm Environment Institute, Environment Department, University of York, Wentworth Way, Heslington, York YO10 5NG, UK. ⁽³⁾Department of Biosciences, University of Oslo, Box 1066 Blindern, 0316 Oslo, Norway

The coupling of biogeochemical and biogeophysical processes are the focus of an interdisciplinary project, OzoNorClim, on the northernmost parts of Fennoscandia, which is exposed to 24 hour daylight during summer, possibly inhibiting night-time repair of ozone-damaged cells and making plants more vulnerable to ozone damage (<http://www.mn.uio.no/ibv/english/research/sections/evogene/projects/ozonorclim/>).

With less sea ice in the Arctic Ocean, more ships are passing the coast of Northern Fennoscandia, causing increased emissions of ozone precursors. Warming at high latitudes has led to changes in the boreal and Arctic vegetation cover, "Arctic greening", which is observed across the circumpolar Arctic and boreal region. In particular increase of shrub vegetation cover in the Arctic biomes is a fast response to warming in high latitudes ecosystems. Emission of Biogenic Volatile Organic Compound (BVOC) from expanding shrubs is expected to yield ozone production. Further, oil exploration is being planned in the Barents Sea adjacent to the coastal areas, also yielding ozone precursor emissions. The combination of elevated ozone exposure and potentially higher than expected ozone sensitivity of tundra plants could lead to a much higher ozone effect risk, with negative impacts on the ecosystem (biodiversity) and local economies (livestock farmers). We have modelled stomatal ozone fluxes in a selection of tundra plants. The Deposition of Ozone for Stomatal Exchange (DO3SE) model coupled to the Weather Research and Forecasting model coupled with chemistry (WRF-Chem) has been used for this purpose, applying emissions from increased shipping in the Arctic, potential oil exploration in the Barents Sea, and the expanding shrub cover in the Arctic. Results are presented in terms of the 24 hour accumulative stomatal ozone flux above an hourly threshold Y (in nmol m^{-2}); the Phytotoxic Ozone Dose (POD_Y), e.g. POD_6 . Concentration based metrics are also used, such as AOT40 and SUM06 (accumulated exposure when ozone exceeds 40 or 60 ppb).

Keywords: stomatal fluxes, plant stress, repair inhibition, ozone precursor emissions, shipping, oil exploration, shrub expansion

S1.017

Using OJIP transients to monitor the effect of elevated ozone on canola plants, South Africa

Bheki G Maliba^(1, 2), Prabhu Inbaraj Michael^(1, 3) and Jacques M Berner⁽¹⁾

⁽¹⁾Unit for Environmental Sciences and Management, North-West University, Private Bag X 6001, Potchefstroom 2520, South Africa. ⁽²⁾Eskom Research, Testing and Development, Private Bag X40175, Cleveland 2022, South Africa. ⁽³⁾Department of Chemistry, School of Science, RK University, Rajkot, India

The effects of high ozone levels (80 and 120 ppb) on photosynthetic efficiency and growth of canola plants were studied in open-top chambers. The chlorophyll a polyphasic fluorescence rise kinetics OJIP, stomatal conductance, Chlorophyll Content Index (CCI) and biomass were measured after 15 and 30 days of ozone fumigation, as well as in control plants. Analysis of the OJIP kinetics by the JIP-test led to the calculation of several photosynthetic parameters and the total Performance Index (PI_{total}). The observed decline of PI_{total} under the 80 ppb ozone treatment (about 10%, both after 15 and 30 days of fumigation) was due to a lower density of reaction centers (RC/ABS), while the notable decline under the 120 ppb (about 60% after 15 days and about 85% after 30 days) was found to be due to both a further decline of RC/ABS and the pronounced lowering of the efficiency with which an electron can move from the reduced intersystem electron acceptors to the PSI end acceptors (δ_{Ro}). Stomatal conductance was affected by both treatments, already after 15 days of fumigation, with a decrease of about 45% that reached about 55% after 30 days under 120 ppb ozone. Biomass was found to be affected by ozone fumigation, decreasing by 40% at 80 ppb and by more than 70% under 120 ppb, *i.e.* under a two times and three times, respectively, higher ozone concentration than the limit (40 ppb) known to be tolerated by agricultural crops. Our findings indicate that biomass decline is due to both the lowering of CCI and the photosynthetic efficiency parameters. They thus suggest that two simple, non-invasive and rapid methods, namely the analysis of OJIP fluorescence transients and the measurement of CCI, can be used to screen the effect of elevated ozone on the growth rate of canola plants.

Keywords: canola; chlorophyll a fluorescence; JIP-test; open-top chamber; ozone

S1.O18

Session 2

How plant ecosystems affect ozone concentration in the atmosphere

A mechanistic understanding of ozone impact on forest ecosystems

Giacomo Lorenzini, Elisa Pellegrini, Cristina Nali

Department of Agriculture, Food and Environment, Via del Borghetto 80, 56124 Pisa, Italy

Changes in air chemistry and subsequent physical changes in the environment have a profound effect on the classic “disease triangle”. Environmental factors alter ecosystem health and host susceptibility to biotic and abiotic factors. Plant response to various disease-causing stressors can be changed through introducing ozone (O₃) into the system. These effects are variable, depending on the timing, intensity and order of the exposure. It is well known that O₃ may produce on a plant functional alterations even without, before the onset of, or in addition, to macroscopic effects. Plants are able to respond to O₃: several potential mechanisms comprehending exclusion, tolerance, compensation and repair may work simultaneously to create a complex signaling network. These include changes in photosynthesis, cellular redox homeostasis, perception by apoplastic proteins, oxidative damage to membranes, hormonal regulation of the lesion formation, modulation of osmoprotectants and activation of enzymatic and non-enzymatic antioxidant systems. Within a single species, differences in structural, functional and transcriptional traits may play important roles in adaptation/acclimation to environments characterized by high oxidative pressure. Functional traits can predict plant behavior in its natural environment and have been correlated to the degree of tolerance to oxidative stress. The science to accurately describe how O₃ (alone and/or in combination with other biotic/abiotic stressors) affects plants and ecosystems in a changing climate is of paramount importance to guide political decision making. Diagnosis based on plant sampling and physiochemical analysis using traditional laboratory methods can be precise, but have a number of limitations as they are commonly time-consuming, destructive, and expensive. An alternative approach to monitoring ecosystem functions includes the development of new technologies, advancing computational capacity and improving methodological approaches to environmental monitoring.

Keywords: global change, abiotic stress, plant response, disease triangle, O₃, oxidative burst, signaling network

S2.O1

Elevated ground-level ozone modifies the microbiome

Youzhi Feng, Haoye Tang, Jianwei Zhang, Xiangui Lin, Jianguo Zhu

State Key Laboratory of Soil and Sustainable Agriculture, Institute of Soil Science, Chinese Academy of Sciences, Nanjing, 210008, Jiangsu Province, P.R. China

Elevated ground-level ozone (eO_3) imposes adverse influences on ecosystems. However, the information regarding responses of belowground, such as soil microorganisms, to eO_3 as well as their feedbacks remains elusive. As the indispensable part of soil ecosystem, the knowledge on soil microorganisms is pivotal to comprehensive understanding of global change influencing ecosystem. To this end, a field experiment in China Ozone Free-Air Concentration Enrichment (FACE- O_3) facility on a rice-wheat rotation system was carried out to investigate paddy microbial responses to eO_3 . Using real-time quantitative PCR, DNA-based fingerprinting and high throughput sequencing approaches in combined with culture-reliant method, we evaluated two paddy anoxic microorganisms, anoxygenic phototrophic purple bacteria (AnPPB) and methanogenic archaea, and total bacterial community in response to eO_3 as well as the differences between different O_3 -sensitive rice cultivars. It is found that eO_3 reduces AnPPB and methanogenic archaeal abundances in flooded rice soils via decreasing their genotypic diversity and metabolic capability. Concomitantly, their community compositions changes under eO_3 . For total bacterial community, the similar phenomena are observed. Furthermore, when comparing two different O_3 -sensitive rice cultivars, it is found that crop cultivar is important in determining the responses of soil biota to eO_3 . The contrasting responses of soil bacterial and methanogenic archaeal communities in two rice cultivars are observed to eO_3 . Although more adverse influences on O_3 -sensitive cultivar, several keystone bacterial guilds are consistently negatively affected by O_3 pollution in two rice cultivars. Collectively, the abovementioned findings indicated that continuously eO_3 would negatively influence paddy microorganisms and their critical ecological functions and more attention should be focused on the responses of soil microorganisms in crop cultivars when evaluating the effect of climate change on agroecosystems. These findings will contribute to a comprehensive understanding of the responses and feedbacks of paddy ecosystems to global climate change.

Keywords: Elevated ground-level O_3 , Soil microorganisms, Diversity, Paddy soil, Rice cultivars

S2.O2

Impacts of changing ground-level ozone profiles (peak vs background) in Europe on vegetation in the current and future climate

⁽¹⁾Harry Harmens, ⁽¹⁾Felicity Hayes, ⁽¹⁾Gina Mills, ⁽¹⁾Katrina Sharps, ^(1,2)Stephanie Osborne, ⁽³⁾Håkan Pleijel, ⁽⁴⁾Rocio Alonso, ⁽⁴⁾Ignacio González-Fernández, ⁽⁵⁾Mhairi Coyle, ⁽⁶⁾Ludger Grünhage, ⁽⁷⁾Giacomo Gerosa, ⁽⁸⁾Per Erik Karlsson, ⁽⁷⁾Riccardo Marzuoli

⁽¹⁾Centre for Ecology & Hydrology, Environment Centre Wales, Bangor LL57 2UW, UK; ⁽²⁾Stockholm Environment Institute, University of York, Heslington, York YO10 5DD, UK; ⁽³⁾Biological and Environmental Sciences, University of Gothenburg, S-405 30 Gothenburg, Sweden; ⁽⁴⁾Ecotoxicology of Air Pollution, CIEMAT. 28040 Madrid, Spain; ⁽⁵⁾Centre for Ecology & Hydrology, Penicuik EH26 0QB, UK; ⁽⁶⁾Department of Plant Ecology, Justus-Liebig-University Giessen, D-35392 Giessen, Germany; ⁽⁷⁾Department of Mathematics and Physics, Catholic University of Brescia, 25121 Brescia, Italy; ⁽⁸⁾IVL Swedish Environmental Research Institute, SE-400 14 Gothenburg, Sweden

Recent decades have seen a changing profile of ground-level ozone (O₃) in Europe. While peaks in O₃ concentrations during summer months have been declining in amplitude, background concentrations have gradually increased as a result of the hemispheric transport. Two case studies were conducted to assess the implications for impacts on 1) crop yield and 2) stomatal O₃ fluxes in (semi-)natural vegetation and tree species in future climates: 1) A modern wheat cultivar (Skyfall) was exposed to eight different realistic O₃ profiles repeated weekly: four profiles with increasing background O₃ concentrations (ca. 30 – 60 ppb) and four profiles with increasing O₃ peak concentrations (ca. 35 – 110 ppb). Both wheat yield and 1000-grain weight declined linearly with increasing stomatal O₃ flux. The slope of the flux-effect relationship was not affected significantly by the O₃ profile. Hence, flux-effect relationships developed for wheat based on exposure to enhanced peak O₃ concentrations are also valid for the changing European O₃ profile with higher background and lower peak concentrations. In addition, the modern wheat cultivar Skyfall is more sensitive to O₃ than older wheat varieties. 2) A modelling study using measured site-specific data showed that increases in stomatal O₃ uptake in future climates were larger in northern and mid-Europe than in southern Europe, and showed a strong relationship with latitude. O₃ concentrations as low as 10 ppb can contribute to stomatal O₃ uptake that can be above the Y threshold for accumulation of the Phytotoxic Ozone Dose (POD_Y) of 1 nmol O₃ m⁻² s⁻¹ for trees and (semi-)natural vegetation. Therefore, impacts of O₃ pollution could occur at any time of year when plants are actively growing and not just during periods of peak O₃ concentrations. Contrasting impacts of climate change (+2°C, -20% rainfall) on stomatal O₃ fluxes in northern and southern Europe will be discussed.

Keywords: Background ozone; ozone episodes; climate change; wheat; *Betula pendula*; *Dactylis glomerata*; *Leontodon hispidus*

S2.O3

The response of water use efficiency in poplar to elevated ozone

Zhaozhong Feng, Pin Li, Yansen Xu, Bo Shang

State Key Laboratory of Urban and Regional Ecology, Research Center for Eco-Environmental Sciences, Chinese Academy of Sciences, Shuangqing Road 18, Haidian District, Beijing 100085, China

Ground-level ozone (O_3) negatively influences carbon and water balance by both photosynthesis and stomatal control of plant transpiration and decline in water use efficiency (WUE). We combined stable dual isotopic signatures $\delta^{13}C$ and $\delta^{18}O$ of leaves as well as instantaneous gas exchange performance to determine the effects of both O_3 and leaf aging on light-saturated photosynthetic rate (A_{sat}) and stomatal conductance (g_s) in poplar clones '546', and poplar clones '107' exposed to five O_3 levels in open-top chambers for one growing season. Intrinsic WUE decreased with increasing O_3 concentration for all species, and it was more affected in mature than young leaves. The tight coupling of A_{sat} and g_s occurred at ambient O_3 condition, but uncoupled under higher O_3 treatment, as A_{sat} decreased while g_s did not response or increase. Ozone exposure increased stomatal sluggishness, and caused progressive loss in stomatal control over transpiration during the growing season. Furthermore, Ozone-induced reductions of g_m and V_{cmax} may play key roles in limiting A_{sat} and thus decreasing WUE. Mild-drought increased WUE, while O_3 decreased it. But no significant interactions were detected. Our results suggest that O_3 -induced loss of stomatal control could have an aggravating effect on carbon assimilation and water use efficiency of forest trees under future O_3 -enriched air.

Keywords: $\delta^{13}C$, $\delta^{18}O$, ozone, photosynthesis, stomatal conductance, mesophyll conductance, water use efficiency

S2.O4

Ozone stress on sub-Arctic tundra vegetation: ozone exposure experiments with daylength manipulation

Ane Vollsnes⁽¹⁾, Aud B Eriksen⁽¹⁾, Patrick B ker⁽²⁾, Stefanie Falk⁽¹⁾, H vard Kauserud⁽¹⁾, Frode Stordal⁽³⁾

⁽¹⁾Department of Biosciences, University of Oslo, Box 1066 Blindern, 0316 Oslo, Norway,

⁽²⁾Stockholm Environment Institute, Environment Department, University of York, Wentworth Way, Heslington, York YO10 5NG, UK. ⁽³⁾Department of Geosciences, University of Oslo, Box 1047 Blindern, 0316 Oslo, Norway

The coupling of biogeochemical and biogeophysical processes are the focus of an interdisciplinary study on the northernmost parts of Fennoscandia, which is exposed to 24 hour daylight during summer, possibly inhibiting night-time repair of ozone-damaged cells and making plants more vulnerable to ozone damage (<http://www.mn.uio.no/ibv/english/research/sections/evogene/projects/ozonorclim/>).

The sub-Arctic tundra has its western limit in Northern Norway. Many of the dominant plant species found there are also important in other circumpolar tundra areas. Therefore, increased knowledge of these species' reaction to increased tropospheric ozone concentration is of great importance to climate modelling. Further, farmers in these areas grow grass and clovers to feed livestock, using cultivars adapted to short summer season and frost. Hence, there is also an economic interest in understanding the impact of ozone and climate change on plants of the northern latitudes. Several *Trifolium* species have shown increased ozone sensitivity in response to long as compared to short daylength. The effect was not due to differences in ozone doses or physiological status of the plants. We hypothesize that the lack of night-time repair in darkness may, at least partly, contribute to the reported increased ozone sensitivity. Although one may assume that the local vegetation is adapted to long days in northern latitudes, the ability to repair damages due to oxidative stress may be lower than in areas with dark periods during night, as seen in a *Trifolium pratense* cultivar developed in Sweden (65°N). Thus, plants growing in northern areas may be more sensitive to ozone than expected. We have grown plants from two sources: species native to the tundra, including expanding bushes, and frequently used grass and clover species in meadows North of 67°N for ozone exposure experiments. The daylength dependency of the ozone sensitivity and impacts on visible injuries, stomatal conductance, photosynthesis rates and night-time respiration were studied.

Keywords: tundra vegetation, ozone sensitivity, stomatal conductance, visible injuries, night-time repair

Grassland community response to elevated ozone exposure by assessment of soil dynamics, plant diversity and total biomass

Tsetan Dolker, Madhoolika Agrawal

Laboratory of Air Pollution and Global Climate Change, Department of Botany, Institute of Science, Banaras Hindu University, Varanasi- 221 005, U.P., India

Tropospheric ozone (O₃) is a serious threat to global food security as well as to natural vegetation. The phytotoxic effects of O₃ on agricultural plants are well known, but its effects on natural grassland community and their belowground soil health are yet to be ascertained in developing countries. Considering these facts, plant composition and soil physiochemical properties of grassland (semi-natural community) were assessed in response to ambient (48ppb) and elevated (Ambient+20ppb) O₃ treatments in open top chambers installed directly on semi-natural grassland community. Elevated ozone induced alterations in soil properties with significant reductions in soil microbial biomass, total nitrogen, organic carbon, available phosphorus, β-glucosidase activities and polyphenol oxidase enzyme activities, while phosphatase enzyme activity was significantly increased under elevated O₃ concentration. O₃ treatment also showed significant decline in most of the soil nutrient contents (Na, Mg, K, Zn, Fe and Cu) compared to ambient, suggesting influence of O₃ in altering soil nutrient availability. Morphological characterization of dominant grass species such as of *Digitaria sanguinalis* and *Brachiaria* sp. showed significant reductions in shoot and root height, number of leaves, dry weights of shoot and leaves, whereas in case of *Cynodon dactylon*, a positive effect of elevated O₃ on plant biomass was recorded. The root dry weight of *Brachiaria* sp increased but of *Digitaria sanguinalis* decreased under elevated O₃ concentration. The total above ground biomass measurement of community showed increase in grass contribution whereas forbs biomass declined significantly under elevated O₃ compared to ambient. The variabilities in most of the soil parameters and differential sensitivity of two functional groups clearly suggest that elevated ozone may cause shift in community pattern due to changes in soil properties.

Keywords: Ozone; grass; soil properties; semi-natural grassland community; soil microbial biomass; soil enzymes

S2.O6

Ozone impacts on crop yield and food security

Håkan Pleijel

University of Gothenburg, Department of Biological and Environmental Sciences, P.O. Box 461, 405 30 Göteborg, Sweden

Tropospheric ozone is generally considered to be the globally most important air pollutant with respect to effects on crops. Today, elevated levels of ozone are known to occur over large areas of the world's important agricultural production areas in Asia, Europe and North America. In other geographical regions the degree of ozone pollution and its effects on agriculture are less well known, but are likely to be significant. When assessing and communicating the importance of ozone for crop production and food security the evidence of effects from current ozone exposure is of particular importance. Although plant response to experimentally elevated ozone is important for risk assessment and the derivation of response functions, effects of present ozone are highly relevant from a policy perspective, to evaluate the gains from reducing current air pollution, rather than to estimate the damage by potential future elevated ozone levels. The evidence of effects from present ozone comes mainly from bioindication, protection of plants by use of the ozone protectant chemical EDU and (meta-)analysis of the effects of reducing ozone by air filtration in chamber experiments. Examples of these three types of evidence will be given as well as of response functions based on stomatal ozone uptake including elevated ozone treatments. There is strong evidence that the variation in ozone sensitivity varies among crop species. A corresponding variation has also been established for different cultivars or varieties of certain crop species. The magnitude, statistical evidence and potential exploration, e.g. in decisions on the choice of crop and in plant breeding, of this variation will be described and exemplified. Also the causes for variation in sensitivity, depending on stomatal ozone uptake, antioxidant defense and crop life history, will be discussed. An important matter is the reasons why the threats of ozone to food security is often neglected in policy and agronomic contexts. Potential explanations for this will be outlined along with suggestions of ways to remedy this problem. Highlighting experimental evidence of ozone effects on crops from interaction experiments where ozone exposure was administered in combination with other environmental factors, like temperature, irrigation/water availability, fertilization and elevated CO₂, which are familiar to agronomists and/or plant physiologists, is one example. The direct comparison of ozone effects with those from other factors could facilitate the communication of the importance of ozone effects. Another benefit from this approach is that it will promote an integrated analysis of different environmental drivers on food security, including ozone, which will be necessary in any case to understand the net effect of the multitude of aspects of global change. Finally, scenarios for the future development of ozone effects on food security will be given. Obviously, the long-term development will depend on a range of decisions related to emissions of ozone precursors including methane, climate change and adaptation of crops and agriculture. Current trends for ozone exposure of crops in different parts of the world will be described as well as projections of surface ozone development over the present century. To conclude, a reflection will be made over how international policy making can best handle the threats from ozone to food security.

S2.07

Global food security modelling: quantifying the threat to crop production from ozone pollution

Gina Mills⁽¹⁾, **Katrina Sharps**⁽¹⁾, David Simpson⁽²⁾, Hakan Pleijel⁽³⁾, Malin Broberg⁽³⁾, Harry Harmens⁽¹⁾, Felicity Hayes⁽¹⁾

⁽¹⁾Centre for Ecology & Hydrology, Bangor, LL57 2UW, UK. ⁽²⁾Chalmers University, Gothenburg, Sweden; ⁽³⁾University of Gothenburg, Sweden

At the global scale, ozone pollution has been predicted to pose as big a threat to food security as climate change by 2030. Several of the world's most important crops such as wheat, soybean, maize and rice respond to ozone pollution by decreasing vegetative growth, seed production and root growth, leading to reductions in both quantity and quality of yield. We have developed response functions relating crop yield and associated key crop processes to the cumulative stomatal uptake ("flux") of ozone modelled from plant, soil and climate factors and applied these models on a global scale to predict impacts of ozone on food security. Evidence from European chamber and field studies shows that the uptake of ozone by stomata (flux) is a superior predictor of ozone damage, compared to more conventional exceedance of ozone threshold concentrations. This analysis presents a major step forwards from previous predictions of risk based on ozone concentration as it includes the modifying effects of climate and soil moisture (including irrigation) on instantaneous ozone uptake and subsequent effect. We show that ozone is currently reducing wheat yield by 9% globally and causes a total of 49 million tonnes (Tg) of lost grain in the five biggest producing countries (China, India, USA, Russia and France). Within these countries, effects are highest where irrigation is already in use or in areas where rainfall is sufficient to ensure soil moisture is non-limiting to stomatal uptake. We also show the regions of the world where soybean, maize and rice are being impacted by ozone, and discuss other possible factors contributing to yield loss. This work highlights the spatial variability of global impacts of ozone pollution on crop production and demonstrates the need to consider ozone pollution as a modifying factor in global crop production and food security modelling.

Keywords: food security; global mapping; stomatal flux; yield loss; wheat

S2.O8

Understanding the ozone response in Indian crop plants

S. B. Agrawal

Professor, Department of Botany, Institute of Science, Banaras Hindu University, Varanasi – 221 005, U.P., India

Tropospheric ozone (O_3), a secondary air pollutant and a major greenhouse gas, has already been recognized as a prime component of predicted global climate change. Numerous studies have confirmed the negative impact of O_3 on agricultural productivity throughout the world. Ozone, a strong oxidant, enters plants through the stomata where it can be dissolved in the apoplastic fluid. Ozone can directly react with the plasma membrane through “ozonolysis” or it can be converted into reactive oxygen species (ROS), which can alter the major cellular functions causing cell death, premature senescence, and also the up- or down-regulation of specific genes. Like other tropical countries, India is also under the severe threat of O_3 pollution. Our studies with major crops, *i.e.* rice, wheat, soybean, linseed etc., clearly established the damaging effect of O_3 on Indian scenario. Yield of all the crops were significantly decreased under ambient levels of O_3 ; however, the reduction was increased by many fold with elevation of O_3 levels. Distinct foliar injuries were also observed in O_3 -exposed plants. Different growth parameters, like – shoot height, root height, total number of leaves, leaf area, NAR, RGR, etc. were also affected. Plants, generally possess a vast array of anti-oxidants to cope up with prevailing ROS; however, under O_3 stress, the amount and activity of those anti-oxidant molecules were induced by many times, irrespective of nature of plants. Even the reproductive structures like viable floral composition, viability and germination of pollen grains were also affected under O_3 stress. RAPD analysis demonstrated that O_3 severely affected the ‘genome template stability’ (GTS) in all the studied plants, and acted as a potent mutagen. In-depth proteomics analysis; through 1-DGE, 2-DGE coupled with protein sequencing, and immuno-blotting; again revealed that major photosynthetic proteins, like – RuBisCO, RuBisCO activase, O_2 evolving protein; primary metabolism related proteins were highly affected under O_3 stress; whereas, defense /stress related proteins were induced. Physiological traits; especially stomatal conductance in plants, act as a very important parameter under O_3 exposure and controls the overall gaseous exchange; hence decide the sensitivity of crop cultivar. Results obtained would definitely help in selecting suitable resistant cultivars of crop plants to get optimum growth, and yield and also in strengthen the knowledge of molecular mechanism of action of ozone.

Keywords: Tropospheric ozone, Reactive oxygen species (ROS), proteomics, Indian crops, growth, yield, quality parameters

S2.O9

Sensitivity of Indian crop plants to ozone

Elina Oksanen⁽¹⁾, Ashutosh Kumar Pandey^(1,2,3), Baisakhi Mazumder⁽²⁾, Sarita Keski-Saari⁽¹⁾, Sari Kontunen-Soppela⁽¹⁾, Vivek Pandey⁽²⁾

⁽¹⁾University of Eastern Finland, Department of Biology, POB 111, Joensuu 80101, Finland. ⁽²⁾Plant Ecology and Environmental Science, National Botanical Research Institute (CSIR-NBRI), Lucknow 226001, India. ⁽³⁾Laboratory of Air Pollution and Global Climate Change, Department of Botany, Institute of Science, Banaras Hindu University, Varanasi, India

Increasing anthropogenic and biogenic emissions of precursor compounds have led to high tropospheric ozone concentrations in India particularly in Indo-Gangetic Plains (IGP), which is the most fertile and cultivated area of this rapidly developing country. Current ozone risk models, based on European and North American data, provide inaccurate estimations for crop losses in India. Therefore, we have conducted several experiments with the main Indian crop species to estimate the magnitude of ozone risk on agriculture, and to screen the variation in ozone sensitivity/tolerance among the local cultivars. Field experiments in India, Lucknow area, were conducted with rice, wheat and mustard using EDU (ethylenediurea) as a chemical protectant against the adverse effects of ozone. The field experiments were complemented with chamber studies in Finland, simulating the prevailing ozone and climatic conditions in India. The plants were assessed for growth, gas-exchange (photosynthesis, stomatal conductance), antioxidants (SOD, CAT, GSH, GSSG), malondialdehyde (MDA) and biomass at the vegetative and the flowering phases. Yield parameters were measured at the final harvest phase. All study species showed sensitivity to prevailing ozone concentrations as indicated by yield losses and activation of defence systems. Seven out of the 18 rice cultivars and only three cultivars of the 11 wheat cultivars tested showed the good adaptability to high-ozone environment in terms of grain yield. Therefore, most of the Indian rice and wheat cultivars selected for the study showed high sensitivity to ozone. Both mustard cultivars under study were sensitive to ozone, but showed different strategies against ozone stress. Our results highlight the need for extensive screening of ozone sensitivity/tolerance of the cultivars of the main crops in order to maintain and improve the production rates and food security in this highly populated and polluted area of India.

Keywords: India, ozone, wheat, rice, mustard, EDU

S2.O10

Breeding of ozone tolerant cereal crops: progress and prospects

Michael Frei⁽¹⁾, Yoshiaki Ueda⁽¹⁾, Md. Ashrafuzzaman⁽¹⁾, Hasina Begum⁽²⁾, Ali Ahmand Naz⁽²⁾

⁽¹⁾INRES Plant Nutrition, University of Bonn, Karlrobert-Kreiten Strasse 13, Bonn, 53115, Germany. ⁽²⁾INRES Plant Breeding, University of Bonn, Katzenburgweg 5, Bonn, 53115, Germany

Tropospheric ozone poses a major threat to global cereal production, especially in Asia, where air pollution has been rising steeply in recent years. As farmers have almost no management options to control the atmosphere which their crops are exposed to, the breeding of novel, ozone tolerant cereal varieties constitutes a promising approach to enhancing global food security. Therefore, we have screened for natural genetic diversity in adaptation to high ozone concentrations in rice, the main staple crop in Asia. We have identified substantial variability in ozone adaptation in terms of biomass and yield losses as well as ozone symptom formation. This phenotypic diversity was genetically dissected by mapping of quantitative trait loci (QTL) using bi-parental mapping populations or genome wide association study (GWAS) using a diversity panel. The QTL *OzT8* (affecting photosynthetic performance) and *OzT9* (affecting symptom formation) were demonstrated to alleviate adverse ozone effects on crop yield, grain and straw quality in rice plants grown in high ozone conditions. A candidate gene, *OsORAP1* (*OZONE RESPONSIVE APOPLASTIC PROTEIN1*) underlying the locus *OzT9* was characterized by reverse genetics, heterologous expression, and subcellular localization analysis. These analyses revealed that *OsORAP1* is an apoplastic protein, which is highly expressed in ozone stress and belongs to a subclade of ascorbate oxidases, which does not oxidize ascorbate *in planta* but is involved in programmed cell death. Naturally occurring polymorphisms in the promoter and 5'-UTR regions of *OsORAP1* in rice were highly correlated with mRNA expression and symptom formation, further highlighting the importance of this gene in ozone response of rice. In ongoing experiments, we are investigating the transcriptional responses to ozone and sequence polymorphisms of *OsORAP1* orthologues in other cereal crops including wheat, barley and maize. These investigations will contribute to the breeding of ozone tolerant cereal crops in the future.

Keywords: air pollution, barley, cereals, maize, molecular breeding, rice, wheat

S2.O11

Impact of ozone on physiology and yield of African crops

Felicity Hayes, Gina Mills, Harry Harmens, Katrina Sharps, Ieuan Roberts

Centre for Ecology & Hydrology, Environment Centre Wales, Bangor LL57 2UW, UK

Ozone pollution is a growing problem in Africa. There is much evidence of adverse effects of ozone on crop yield and crop quality for European crops, but not for crops grown in Africa, or for African varieties of crops also grown elsewhere. We performed two experiments to investigate a) the impact of ozone on African crops and varieties, and b) whether irrigation strategies could be used to reduce the impact of ozone on wheat. African varieties of wheat (5 varieties), pearl millet (4 varieties) and finger millet (6 varieties), together with 6 varieties of dry (shelling) beans were exposed to ozone in ambient temperature (wheat) or heated (finger and pearl millet, beans) solar domes, with peak ozone concentrations of approximately 30 to 110 ppb. Ozone-induced visible leaf injury was observed on all crops and varieties tested, with a range of ozone-sensitivity between the different varieties. Large reductions in total yield and 1000 seed weight were found for wheat and bean in the highest ozone treatment. The ozone sensitivity of African wheat compared to European varieties based on Phytotoxic ozone dose will be shown, together with flux-based dose response relationships for the other crops. In a follow-up experiment, one of the ozone-sensitive varieties of wheat ('Kenya Korongo') was exposed to control (30 ppb) or elevated ozone (peaks of 80 ppb) for 3 weeks following anthesis, together with one of three irrigation regimes – well watered, frequent deficit or infrequent deficit irrigation. Reduced visible leaf injury with the deficit irrigation regimes and effects on yield will also be presented.

Keywords: crop yield, wheat, millet, beans, deficit irrigation, Phytotoxic ozone dose

S2.012

Responses of crops to ozone exposure: study of physiological parameters

Puga-Freitas R.⁽¹⁾, Bagard M.⁽¹⁾, Leitaó L.⁽¹⁾, Merlier E.⁽¹⁾, Espinasse C.⁽¹⁾, Repellin A.⁽¹⁾, Bessoule J.J.⁽²⁾, Le Guedard M.⁽²⁾, Hansart A.⁽³⁾, Chollet S.⁽³⁾, **Leymarie J.**⁽¹⁾

⁽¹⁾iEES Paris, UMR7618 - Université Paris Est Créteil -61 avenue du Général de Gaulle, F-94010 CRETEIL Cedex, France. ⁽²⁾UMR 5200 CNRS - Université Bordeaux, Bâtiment A3 - INRA Bordeaux Aquitaine. 71 Avenue Edouard Bourlaux, CS 20032, F-33140 Villenave d'Ornon, France. ⁽³⁾CEREEP-ECOTRON Ile de France, UMS 3194, 11 chemin de Busseau, F-77 140 Saint Pierre lès Nemours, France

In the context of increasing population and decreasing acreages, the reduction in crop yields induced by tropospheric ozone should be better evaluated. Therefore, ozone-resistant and -sensitive tobacco (cv. Bel-B and Bel-W3), barley and rapeseed plants were submitted to ozone-enriched air, during pre-flowering period. Six ozone concentrations (ranging from 30 to 130 ppb for six hours during the photoperiod) and two treatment durations (1 or 2 weeks) were applied. These treatments correspond to low, moderate and high exposure levels that occurs in France. Several leaf parameters were measured: necrosis development, chlorophyll content, chlorophyll fluorescence (Fv/Fm, Φ PSII), gas exchange (carbon assimilation and leaf conductance), seed yield, and fatty acid composition in cell membranes. The fatty acid composition was used to calculate the "Omega-3 index", a biomarker based on stress-induced changes in leaf 18:3 content, developed to assess soil quality. To estimate the oxidative load in leaf tissues, quantification of targets of oxidative stress (such as intracellular proteins carbonylation) was rather used instead poorly reproducible ROS quantification. Results show that ozone treatments decrease chlorophyll content and omega-3 index. The extent of the declines and the threshold levels of ozone exposure triggering the declines observed in the different plant species studied will be discussed. Direct continuation of this study, will involve a water stress applied to the plants subsequent to the ozone treatments. The same physiological approach will then be used to characterize the plant responses to the combined stress treatments, to assess their resilience to drought after an ozone pollution episode.

Keywords: elevated CO₂, tropospheric ozone, barley, tobacco, rapeseed, oxidative stress, omega-3 index

Assessing the risk of tropospheric ozone phytotoxic effect on Southern European Mediterranean environments: a review with emphasis on vineyards

D. Blanco-Ward⁽¹⁾, A. Miranda⁽¹⁾, C. Silveira⁽¹⁾, A. Ascenso⁽¹⁾, C. Gama⁽¹⁾, A. Monteiro⁽¹⁾, M. Lopes⁽¹⁾, C. Borrego⁽¹⁾, A. Ribeiro⁽²⁾, M. Feliciano⁽²⁾, J. Castro⁽²⁾, J. Andrade⁽²⁾, D. Barreales⁽²⁾, C. Viceto⁽³⁾, A. Rocha⁽³⁾, C. Carlos⁽⁴⁾

⁽¹⁾Department of Environment and Planning (DAO) & CESAM (Centre for Environmental and Marine Studies), University of Aveiro, Campus Universitário de Santiago, 3810-193 Aveiro, Portugal. ⁽²⁾Mountain Research Centre (CIMO) & School of Agriculture, Polytechnic Institute of Bragança, Campus de Santa Apolónia, 5300-253, Bragança, Portugal. ⁽³⁾Physics Department & CESAM, University of Aveiro, Campus Universitário de Santiago, 3810-193 Aveiro, Portugal. ⁽⁴⁾Association for the Development of Viticulture in the Douro Region (ADVID), Edifício Centro de Excelência da Vinha e do Vinho – Régia Douro Park, 5000-033 Vila Real, Portugal

Tropospheric ozone in Southern Europe has an increasing tendency in association with a greater incidence of warm summers and heatwaves. As there is already much evidence of the negative effects that current ambient ozone has on vegetation, there is a need for consistent risk assessment methods. Ozone plant exposure-based parameters have been used extensively to support decision-making. However, these parameters have been also criticised, as they do not relate with the actual dose of ozone entering the plant. Moreover, in Mediterranean environments, they often overestimate the risk as thresholds are exceeded without corresponding evidence of damaging effects. To overcome these limitations, dose-based approaches were developed. These approaches have a stronger biological basis as they are based on estimates of the amount of ozone molecules that diffuse into the leaf cells through the stomata. However, they have also limitations, as detoxification processes or non-stomatal uptake are not often taken into consideration. This work presents a review regarding ambient ozone effects on vegetation and the indices used to assess phytotoxic risk in southern European Mediterranean plant communities and crops. Emphasis is given to the grapevine as three southern European countries (Spain, Italy and Portugal) are major wine producers concentrating more than 20% of the area under grapevines globally. These countries hold a long winemaking tradition associated to renowned denominations of origin (DOs). Therefore, there is concern regarding climate change as a potential threat to wine typicity in these areas, most of the work focusing on atmospheric variables, bioclimatic and climate change indices only. Results from the DOUROZONE project are presented with the aim to analyse the implications climate change can have in a significant Portuguese wine region such as the Douro Demarcated Region (DDR) including ozone-related indices as a novelty among other more frequently used bioclimatic and climate change indices.

Keywords: tropospheric ozone, climate change, grapevine, phytotoxic risk assessment, Portuguese Douro Demarcated Region

S2.O14

Monitoring ozone, foliar deficit and ozone-specific foliar damage on national forest plots in France over several years

Laurence Dalstein and Marie-Lyne Ciriani

G.I.E.F.S (Groupe International d'Études des Forêts Sud-Européennes), 69 avenue des Hespérides, 06300 Nice, France

Since 2000, the GIEFS (Groupe International d'Etudes des Forêts Sud-européennes) and the National Forestry Office (ONF) have joined forces to monitor ozone concentrations and their effects on forest plots belonging to the National Long-Term Monitoring Network of Forest ecosystems (RENECOFOR). The RENECOFOR plots are distributed throughout the French national territory. The measurements of ozone concentration, foliar deficit and ozone injury were carried out on a selection of fifteen conifer and deciduous plots. The studied conifer species were the fir (*Abies alba*), the Scots pine (*Pinus sylvestris*) and the Norway spruce (*Picea abies*). The hardwoods studied were the beech (*Fagus sylvatica*), the sessile oak (*Quercus petraea*) and pedunculate oak (*Quercus robur*). Leaf deficit data from 2000 to 2015 and a follow-up of ozone foliar symptoms during the period 2013 to 2015 were analyzed in this study. The Mann Kendall test has been used to identify possible leaf deficit trends for each specie over the past 15 years. The Spearman statistical test was applied to establish correlations between leaf deficit, atmospheric ozone concentration and weather parameters (humidity, precipitation, temperature) observed *in situ*. The percentage of ozone injury has been related to meteorological parameters and ozone concentration each year. Observations were also made on clearings (LESS) located near the plots in order to detect the damage specifically induced by ozone on the vegetation outside the forest. Species sensitivity to ozone and the importance of topographical situation are also presented in this study.

Keywords: Forest, ozone, monitoring network, trend, defoliation, visible injury

S2.O15

Physiological responses of turf-type *Festuca arundinacea* to elevated O₃

Sheng Xu, Xingyuan He, Wei Chen, Qin Ping, Xian Wu, Yi Zhao, Yijing Wang

Key Laboratory of Forest Ecology and Management, Institute of Applied Ecology, Chinese Academy of Sciences, Shenyang, 110016, People's Republic of China

Taking ambient environmental O₃ (40 ppb) as control, this experiment was conducted to assess the impacts of elevated O₃ (80 and 160 ppb) on growth, subcellular structure and reactive oxygen metabolism of turf-type *Festuca arundinacea* by using open top chambers (OTCs). The results showed that after 14-day fumigation, the height and leaf width of *F. arundinacea* decreased significantly, and total biomass decreased by 43.7%, and some fully expanded leaves yellowed under 80 ppb O₃. Some visible injury symptoms, brown spots and necrosis appeared in leaves, the total biomass decreased by 46.2%, and plasma membrane became loose from the cell wall and convoluted, chloroplast and mitochondria were damaged under 160 ppb O₃ exposure. Compared with control, the rate of superoxide anion (O₂⁻) production, hydrogen peroxide (H₂O₂) content, malonaldehyde (MDA) content and the activity of antioxidant enzyme were higher under the increasing O₃ concentrations (80 and 160 ppb). Total phenolics content and the antioxidant capacity increased at first and then decreased with the rise of O₃ concentration. It indicated that elevated O₃ (80 ppb) inhibited growth of *F. arundinacea* and antioxidative metabolism before visible injury symptom appeared in leaves. *F. arundinacea* had an adaptive response to elevated O₃ in early stage of development, but it could not protect itself from excessive O₃ or long-term O₃ exposure.

Keywords: antioxidant capacity, biomass, *Festuca arundinacea*, turfgrass, ultrastructure

S2.O16

Multi-level responses to ozone in Euramerican poplars

Gandin A., Davrinche A., Gérard J., Jolivet Y.

UMR 1137 Ecologie et Ecophysiologie Forestières, Université de Lorraine, BP 70239, 54506 Vandoeuvre-lès-Nancy cedex, France

Tropospheric ozone (O₃) is the main secondary pollutant and considered to be the most damaging for plant growth and productivity. In addition to be the third strongest greenhouse gas O₃ has the capacity to significantly alter forest carbon sink strength. O₃ is well known to induce oxidative stress and ROS accumulation in leaf tissues. Therefore, several works have focused on tree abilities to cope with ozone exposure, either by closing stomata to limit ozone fluxes into the leaf, by modifying anatomy to limit O₃ diffusion through leaf tissues or by activating antioxidant defenses to limit ROS accumulation. However, the relative contribution of these defense mechanisms to O₃ tolerance is still unclear in trees. Here, we investigated the responses of these barriers in nine Euramerican poplar clones (*Populus deltoides* × *P. nigra*) exposed to 120 ppb of O₃ for 3 weeks. Main drivers of tolerance and sensibility to O₃ were isolated to explain the lesser and greater losses of biomass, respectively. It appeared that ascorbate peroxidase and ascorbate regeneration process are the main determinants of ozone tolerance in poplar, in protecting photosynthesis capacity from ozone damage and therefore, maintaining growth and productivity. Furthermore, closing stomata appeared very harmful for sensitive clones, suggesting that avoidance strategy may be even worth than coping with excessive accumulation of ROS. Finally, changes in gas diffusion properties of leaf tissues are currently studied in order to improve flux-based functions and highlight adaptative mechanisms restricting O₃ influxes through leaf tissues. This work is supported by a grant from Region Lorraine to A.G. and A.G., G.J. and Y.J. are supported by the French National Research Agency through the Laboratory of Excellence ARBRE (ANR-12- LABXARBRE-01).

Keywords: antioxidant defense, ascorbate, ozone flux, poplar

S2.O17

Non-linear responses of two larches species exposed to four ozone levels

Tetsuto Sugai⁽¹⁾, Kam Dong-Gyu⁽¹⁾, Agathokleous Evgenios⁽²⁾, Makoto Watanabe⁽³⁾, Kazuhito Kita⁽⁴⁾, and Takayoshi Koike⁽¹⁾

⁽¹⁾Silviculture and Forest Ecological Studies, Hokkaido University, Sapporo, Hokkaido, 060-8589, Japan. ⁽²⁾Hokkaido Research Center, Forestry and Forest Products Research Institute (FFPRI), 7 Hitsujigaoka, Sapporo, Hokkaido, 062-8516, Japan. ⁽³⁾Faculty of Agriculture, Tokyo University of Agriculture and Technology, Fuchu, Tokyo 183-8509, Japan. ⁽⁴⁾Forestry Research Institute, Hokkaido Research Organization (HRO), Bibai, Hokkaido 079-0166, Japan

The ground-level ozone (O_3) concentration has been increasing especially in Northeast Asian region. In several tree species, elevated O_3 inhibits growth and alters several physiological processes including stomatal reactions, photosynthesis, and nutrient translocation or storage. Larches (*Larix*) are representative trees in boreal forest and widely and continuously distribute at Eurasian continent. Japanese larch (*L. kaempferi*) has been major species in artificial forests in Asian countries due to high growth rate. However, it has been suffering from some biotic stresses, especially grazing by voles. To overcome difficulties, hybrid larch F_1 (*L. gmelinii* var. *japonica* x *L. kaempferi*) has been developed. Nowadays, relatively high O_3 is detected in Japan. Therefore to conserve these larch forests, we should reveal the effects of O_3 on the physiological responses and growth. In this study, Japanese larch and its hybrid were exposed to four O_3 levels [ranging from 10 to 60 nmol O_3 mol⁻¹] in open-top chambers (OTCs) for two consecutive growing seasons. We found a significant hormetic response in net photosynthetic rate at 1700 μ mol (CO_2) mol⁻¹ (A_{max}), maximum rates of carboxylation ($V_{C_{max}}$) and electron transport (J_{max}) in both larches. Hormesis indicates that low levels of exposure to an agent stimulate the performance of an organism but high levels of exposure inhibit its performance. Despite the stimulation by low O_3 levels in physiological endpoints, hybrid larch had suppressed production of dry matter. These findings suggest that stimulation of physiological functions by low O_3 exposures may have negative consequences for larch afforestation.

Keywords: Hormesis, Species difference, Larch, Ground level O_3

S2.O18

Effects of short term ozone fumigation on young trees of poplar *Populus nigra*

Maamar Benchohra⁽¹⁾, Marcello Iriti⁽²⁾

⁽¹⁾El-wancharissi university center, Tissemsilt, 38000, Algeria. ⁽²⁾Department of Agricultural and Environmental Sciences, Milan State University, 20133, Italy.

During a period of 30 days, young trees of *Populus nigra* were fumigated with a single dose of ozone, 30 ppb for 4 hours, under open top chamber. Typical adaxial leaf brozing appeared since the 5th day and lesions gradually enlarged until the end of experiment. The relationship between necrosis and days was shown to be linear ($p < 0.0000$). Some physiological parameters were investigated; ozone exposure caused a decrease of the amount of total chlorophylls, chlorophylls a and b, whereas membrane integrity, soluble sugars and stomatal conductance increased significantly after fumigation.

Keywords: Ozone, *Populus nigra*, Open Top Chamber, Physiological parameters, Tiaret

Insights into the mode of action of ethylenediurea (EDU) as an antiozonant in rice (*Oryza sativa* L.)

Md. Ashrafuzzaman^(1,2), Zahidul Haque⁽¹⁾, Bobby Mathew⁽¹⁾, William J. Manning⁽³⁾, Peng Yu⁽¹⁾, Frank Hochholdinger⁽¹⁾, Michael Frei⁽¹⁾

⁽¹⁾Institute of Crop Science and Resource Conservation (INRES), University of Bonn, 53115, Bonn, Germany. ⁽²⁾Department of Genetic Engineering and Biotechnology, Shahjalal University of Science and Technology, Sylhet, Bangladesh. ⁽³⁾Stockbridge School of Agriculture, University of Massachusetts, USA

Ethylenediurea (EDU) has been widely used to suppress detrimental effects of ozone on crops. However, the protection mechanisms against ozone injury still remain elusive and constitutive effects of EDU on crops have barely been studied. Therefore, we performed a series of agronomic and physiological experiments exposing rice to four different treatments, (i) control, (ii) control+EDU, (iii) ozone (average 77 to 108 ppb for daily 7 h), and ozone+EDU. Our first experiment in a controlled soil-based open top chamber system confirmed the lack of constitutive effects of EDU on ozone-free control plants, while it significantly offset the negative ozone effects in sensitive genotypes on foliar symptoms, lipid peroxidation, stomatal conductance, SPAD value, spectral reflectance vegetation indices (NDVI, SR and PRI and ARI), panicle number, spikelet sterility and grain yields. Subsequently, we conducted in depth physiological analyses including transcriptomics using the ozone sensitive and EDU responsive genotype BR28. Transcriptome analysis using Illumina HiSeq 4000 revealed no differentially regulated genes (0.1 FDR) between control and control+EDU, further confirming the absence of constitutive effects of EDU. However, 3182 and 3367 (0.1 FDR) differentially expressed genes were found between control vs ozone and control+EDU vs ozone out of a total 23208 expressed rice genes, indicating significant effects of ozone on rice gene expression pattern. In contrast, only 7 differential genes (0.1 FDR) were found for the ozone and EDU interaction. Despite the obvious lack of the direct effects of EDU on rice metabolism, its application significantly ameliorated the foliar symptoms, tiller number, shoot length, carbon assimilation rate, V_{cmax} , J_{max} and lipid peroxidation. These results indicated that EDU does not have any direct effect on plants under ozone stress, and rather provides an indirect damage prevention mechanism due to abiotic interaction with ozone on the leaf surface that restricted the entry of ozone into the leaf.

Keywords: Air pollution, Molecular breeding, Global change, Food security, Gene expression, Phenotyping

S2.O20

Impact of elevated tropospheric O₃ and ambient temperature on early and late sown cultivars of wheat: an insight to biochemical mechanism and yield

Durgesh Singh Yadav, **Richa Rai**, S.B. Agrawal, Madhoolika Agrawal

Department of Botany, Banaras Hindu University, Varanasi-221005, India

Tropospheric ozone (O₃) is a highly phytotoxic air pollutant and its higher concentrations during crop growing season may lead to substantial reductions in crop production. The present study was undertaken with the hypothesis that early sown cultivars will perform better than late sown cultivars in response to elevated O₃ and temperature variations in between early and late sown wheat cultivars with respect to their defence capacity and yield losses under elevated O₃ and ambient climatic variables. Experiments were conducted in open top chambers receiving ambient and elevated O₃ concentrations (ambient+20 ppb). Two wheat cultivars of early sown (HD 3086 and HUW 468) and late sown (HUW 234 and HD 3118) cultivars were chosen for the experiments. Eight hourly O₃ concentrations and meteorological parameters were measured throughout the experiment. Superoxide and H₂O₂ content and its localization, lipid peroxidation, superoxide dismutase (SOD), ascorbate peroxidase (APX), glutathione reductase (GR) activities, ascorbic acid content and yield (wt. of grains plant⁻¹) were measured. Mean (8h) ambient and elevated O₃ concentrations were 52.7 to 76.5 ppb for early sown cultivars (November, 2016 – March, 2017) and 52.6 to 75.2 ppb for late sown cultivars (December- March, 2017) in ambient and elevated O₃ chambers. Mean maximum temperatures were 26.7 and 27.8°C and minimum temperatures were 13.3 and 14.3°C during growth period of early and late sown cultivars, while SOD activity was higher in early sown cultivars. Ascorbic acid content was significantly higher in early sown than late sown cultivars. Yield measured as weight of grains plant⁻¹ showed higher reductions in early sown compared to late sown cultivars. The present study concludes that higher minimum temperature along with high O₃ concentration might have affected reproductive processes of early sown more than late sown cultivars, which led to higher yield reduction in early sown cultivars.

Keywords: wheat cultivars, tropospheric O₃, temperature, ROS, antioxidative enzymes, yield

S2.O21

Leaf internal photosynthetic activity of Siebold's beech seedlings under elevated ozone

Makoto Watanabe, Yu Kamimaki, Shigeaki Okabe, Marino Mori, Takeshi Izuta

Tokyo University of Agriculture and Technology, 3-5-8 Saiwai-cho, Fuchu 183-8509, Japan

Ozone is a phytotoxic gaseous air pollutant. It is well known leaf photosynthetic activity decreased by ozone. Main factor of ozone-induced reduction in photosynthetic activity is considered as biochemical limitation at chloroplast (e.g. maximum carboxylation rate, V_{cmax}). However, previous studies did not consider a conductivity of CO_2 transfer from intercellular air space to chloroplast (i.e. mesophyll conductance, G_m). In the present study, we analyzed leaf internal processes of photosynthesis including G_m in leaves of Siebold's beech (*Fagus crenata*) seedlings under elevated ozone. Seedlings of Siebold's beech were grown in the three gas treatments (charcoal-filtered air or ozone at 1.0- or 1.5-times ambient concentration) for two growing season in 2016-2017. Leaf gas exchange and chlorophyll fluorescence were simultaneously measured in July and September of the second growing season. We determined light saturated net photosynthetic rate (A), stomatal conductance to water vapor (G_s) and G_m , and analyzed the responses of A to intercellular CO_2 concentration (C_i) (A - C_i curve) and to chloroplast CO_2 concentration (C_c) (A - C_c curve) for calculating V_{cmax} ($V_{\text{cmax}C_i}$ and $V_{\text{cmax}C_c}$, respectively). We also determined the contents of Rubisco and chlorophyll. There was no significant effect of ozone on any photosynthetic parameter in July. In September, ozone significantly decreased $V_{\text{cmax}C_i}$. At the same time, a reduction of G_m was found, whereas there was no significant reduction in $V_{\text{cmax}C_c}$ and contents of Rubisco and chlorophyll in leaves. These results indicate that apparent reduction in V_{cmax} (i.e. $V_{\text{cmax}C_i}$) does not mean a reduction of carboxylation capacity. Although G_m was decreased by ozone, C_c did not decreased. This is because of significant increase of C_i due to the insufficient stomatal closure. As a result of no change in C_c and $V_{\text{cmax}C_c}$, the A was not affected by ozone. We conclude that G_m is important factor explaining ozone effects on photosynthesis of Siebold's beech.

Keywords: A - C_c curve, chloroplast CO_2 concentration, maximum carboxylation rate, mesophyll conductance, Siebold's beech

S2.O22

The role of secretory glands in plant sensitivity to ozone: an alternative route for uptake?

Poliana Cardoso-Gustavson⁽¹⁾, Francine Faia Fernandes⁽²⁾, **Marisa Domingos⁽²⁾**, Elena Paoletti⁽³⁾, Danilo da Cruz Centeno⁽¹⁾, Silvia Ribeiro de Souza⁽²⁾

⁽¹⁾Instituto de Botânica, Núcleo de Pesquisa em Ecologia, Avenida Miguel Stéfano 3687, 04045-972 São Paulo, Brazil. ⁽²⁾Universidade Federal do ABC, Centro de Ciências Naturais e Humanas, Rua Arcturus 03, 09606-070 São Bernardo do Campo, Brazil.

⁽³⁾Institute for Sustainable Plant Protection, National Research Council, Via Madonna del Piano 10, 50019 Sesto Fiorentino, Florence, Italy

Ozone (O₃) dissociation leading to ROS formation occurs precisely in the aqueous medium, generally in the leaf apoplast. However, secretory glands located at the external surface of the leaf may also produce and reabsorb aqueous exudates (nectar and guttation droplets) that may be suitable places to ROS dissociation and direct uptake. Although the relevance of morphological structures in conferring tolerance to O₃ effects is often mentioned, the effective role of O₃ on secretory glands functioning and consequences to the plant is still unknown. Here we tested the hypothesis that aqueous secretory glands are direct routes of O₃-dissociated ROS entrance into leaf tissues, resulting in higher vulnerability of the plant to O₃ effects. To test it, we worked on extrafloral nectaries of tropical species [*Astronium graveolens* (Anacardiaceae), *Piptadenia gonoacantha* (Fabaceae), *Passiflora edulis* (Passifloraceae)], and hydathode pores of sugarcane (Poaceae). Young plants were submitted to an acute O₃ fumigation inside chambers, and routes of nectar and guttation droplets reabsorption were identified by the application of Lucifer Yellow (LYCH) tracer over the exuded droplets. This methodology was also performed in a FACE experiment to verify if the results obtained in chambers are reflected in the real environment. In both chamber and FACE situations, LYCH tracer experiments showed that nectar or guttation droplets reabsorption (i.e. direct ROS entrance considering the O₃ dissociation in the exuded nectar/guttation droplets) occurred through extrafloral nectaries and hydathode pores previous to the rising of specific O₃-symptoms. The reabsorption of ROS-dissociated nectar or guttation droplets is a route of direct ROS entrance into inner leaf tissues, thus increasing the bearing plant sensitivity to O₃. This study highlights the relevance of plant surface structures as mechanisms of O₃ resistance or susceptibility. An alternative model for ozone uptake and plant sensitivity based on glands is proposed.

Keywords: *Astronium graveolens*, extrafloral nectaries, FACE system, fumigation chambers, hydathodes, *Passiflora edulis*, *Piptadenia gonoacantha*, sugarcane

S2.O23

Leaf beetle activities on Japanese white birch grown under elevated O₃

Noboru Masui⁽¹⁾, Tomoki Mochizuki⁽²⁾, Akira Tani⁽²⁾, Evgenios Agathokleous^(1,3), **Takayoshi Koike⁽¹⁾**

⁽¹⁾Silviculture & Forest Ecology, Hokkaido University, Sapporo 062-0041, Japan.

⁽²⁾School of Food and Nutritional Science, Univ of Shizuoka, Shizuoka 422-8526, Japan.

⁽³⁾JSPS research fellow at Hokkaido Research Center, Forestry & Forest Products Research Institute, Sapporo 062- 8516, Japan

Ground level ozone concentration (O₃) has been increasing. Elevated O₃ reduces photosynthetic activities and usually leaf area. Grazing damages on Japanese white birch saplings by leaf beetle were frequently found in the center part of Sapporo city, northern Japan (Lat 43.01, Lon 141.35) whereas the damages were rare in suburb. Based on our free-air O₃ fumigation system, grazing damages caused by leaf beetles were smaller at ambient O₃ condition (about 40 ppb) than those at elevated O₃ (about 70 ppb). Although concentration of leaf defense chemicals (total phenolics and condensed tannin) was lower in elevated O₃, adult leaf beetles avoided leaf grazing at elevated O₃. To reveal the reason why grazing damages were smaller at O₃ site, we determined BVOC (Biological volatile organic compound) with a gas chromatography. There were no statistical differences between ambient and elevated O₃ sites in the composition of BVOC (i.e. monoterpene and sesquiterpene) emitted from birch leaves. However, some kinds of aldehyde were slightly larger at elevated O₃. We further studied the preference traits of adult leaf beetles prior to oviposition in June and August. We could not distinguish female and male of leaf beetle by the size so we collected adults of leaf beetles of around 80-90 individuals as one cohort. And we used them randomly for the following preference experiments. By using the Y-shape tube test, we found that no preference of adults was found at O₃ concentration at less than 40 ppb, however, adults did not prefer BVOC with elevated O₃ (80 and 120 ppb). We may conclude behavior of grazing and making oviposition of leaf beetles is attributed to BVOC emission under elevated O₃.

Keywords: Leaf phenology, Japanese white birch, leaf beetle, Y-shape tube, BVOC

S2.O24

Tropospheric ozone interactions on nitrogen cycling in Mediterranean annual pastures

Ignacio González-Fernández⁽¹⁾, Susana Elvira⁽¹⁾, Héctor Calvete-Sogo⁽¹⁾, Javier Sanz⁽¹⁾, Rocío Alonso⁽¹⁾, Miguel Quemada⁽²⁾, Fernando Valiño⁽¹⁾, Héctor García-Gómez⁽¹⁾, Isaura Rábago⁽¹⁾, Victoria Bermejo-Bermejo⁽¹⁾

⁽¹⁾Ecotoxicology of Air Pollution, CIEMAT, Avda. Complutense 40, Madrid, 28040, Spain.

⁽²⁾Dpto. Producción Agraria, ETSIAAB, Universidad Politécnica de Madrid, Avda. Complutense s/n, Madrid, 28040, Spain

Annual herbaceous species are widely present in Mediterranean landscapes either forming pastures, dehesas or the understory of Mediterranean forests, and usually represent an important fraction of the biodiversity of Mediterranean ecosystems. Among them, dehesas, sparsely wooded grasslands commonly found in the Iberian peninsula, have been protected under the Habitats Directive (92/43/EEC) of the EU. Annual Mediterranean pastures are chronically exposed to tropospheric ozone levels above current European air quality regulations for the protection of vegetation and in some areas they are also subject to atmospheric nitrogen deposition levels that exceed empirical critical loads established for the protection of European grassland habitats. Recent studies on the ozone sensitivity of annual Mediterranean pasture species have shown that besides direct effects on plant growth, forage quality and reproductive ability, indirect effects on the nitrogen cycling may also be operating, changing the ecosystem functioning. Ozone has been described to reduce the fertilization effect of nitrogen and to increase soil nitrous oxide emissions of an annual Mediterranean pasture under experimental conditions (Calvete-Sogo et al., 2014, *AtmosEnv.* 95; Sánchez-Martín et al., 2017, *AtmosEnv.* 165). An open-top chamber experiment on the interaction of ozone and nitrogen in a simplified Mediterranean annual pasture community has been used to gain insights on the effects of ozone on nitrogen cycling and how these two pollutants interact at the plant and soil compartments. Ozone effects on the nitrogen use efficiency of component species and on the nitrogen balance of the pasture will be presented. Potential interactions between tropospheric ozone and nitrogen in will be put into context with the most important, present and foreseen, environmental driver of annual Mediterranean pastures: drought. Understanding interactions among air pollutants and how these interactions are modified by climate is one of the main current challenges for Mediterranean ecosystems.

Keywords: Mediterranean annual pasture; phytotoxic ozone dose; nitrogen use efficiency; nitrogen balance; soil nitrous oxide emissions; drought

S2.O25

Ozone flux is negatively related to foliar N and P in Swiss beech and Norway spruce forest

Lucienne de Witte⁽¹⁾, Sabine Braun⁽¹⁾, Christian Schindler⁽³⁾, Beat Rihm⁽⁴⁾

⁽¹⁾Institute for Applied Plant Biology, Sandgrubenstrasse 25, 4124 Schönenbuch, Switzerland, ⁽²⁾Swiss TPH, University of Basel, Socinstrasse 57, 4056 Basel, Switzerland, ⁽³⁾Meteotest, Fabrikstrasse 14, 3012 Berne, Switzerland

Observations in a network of Swiss forest monitoring plots show a decrease in foliar concentrations of nitrogen (N) and phosphorus (P) in European beech (*Fagus sylvatica*), Norway spruce (*Picea abies*) and oaks (*Quercus* sp.) during the last decades. In beech, also foliar potassium (K) and magnesium (Mg) concentrations decreased. The potential drivers for these changes were evaluated with the help of multivariable regression models. Among other drivers such as nitrogen deposition and soil acidification, ozone flux (POD1) was negatively related to foliar N and P in beech and Norway spruce. Meanwhile, ozone was found to be a significant predictor for the community composition of ectomycorrhiza in 15 beech plots of the same forest monitoring network. These results suggest a possible pathway for the reduced foliar nutrient concentrations. Decreased carbon allocation to roots is a known impact of ozone and mycorrhizal symbiosis plays a key role in nutrient uptake of trees.

Keywords: ozone, foliar nutrients, phosphorus, European beech, Norway spruce, ectomycorrhiza

S2.O26

Nutrient fertilization mitigates the effects of ozone exposure on poplar plants

Alessandra Podda⁽¹⁾, Claudia Pisuttu⁽²⁾, Elisa Pellegrini⁽²⁾, Lorenzo Cotrozzi⁽²⁾, Giacomo Lorenzini⁽²⁾, Cristina Nali⁽²⁾, Lu Zhang^(1,3), Elisa Carrari⁽¹⁾, Yasutomo Hoshika⁽¹⁾, Elena Paoletti⁽¹⁾

⁽¹⁾Institute for Plant Protection, National Research Council, Via Madonna del Piano 10, Florence, 50019, Italy. ⁽²⁾Department of Agriculture, Food and Environment, University of Pisa, Via del Borghetto 80, Pisa, 56124, Italy. ⁽³⁾College of Horticulture and Landscape Architecture, Northeast Agricultural University, Changjiang Road 600, Harbin, 150030, China

During the last century, concentrations of tropospheric ozone (O₃) have risen substantially on a global scale as a result of increasing anthropogenic emissions. Nutrient availability in the soil, especially nitrogen (N) and phosphorus (P), is considered as a pivotal modifier of plant response to O₃. In this work, the interactions of three levels of O₃ (1.0, 1.5 and 2.0 times the ambient O₃ concentration; AA, 1.5 × AA and 2.0 × AA) and six combinations of nutrient treatment [two levels of N (0 and 80 kg N ha⁻¹; N0 and N80) and three P concentrations (0, 40 and 80 kg P ha⁻¹; P0, P40 and P80)] on biochemical traits were investigated in an O₃ sensitive poplar clone (rooted cuttings of *Populus maximoviczii* Henry × *P. berolinensis* Dippel) in an O₃ free air controlled exposure facility (FACE). Plants exposed to increasing O₃ concentrations (alone and in combination with N/P fertilization) developed visible stipples of browning tissue localized in the interveinal adaxial leaf area. This macroscopic effect was twinned with the alteration of membrane integrity and the impairment of PSII photochemistry: plants exposed to 2.0 × AA displayed 2-fold higher values of malondialdehyde and total carotenoids/chlorophylls ratio than plants exposed to AA. N fertilization had some “mitigating effects” against O₃-induced oxidative burst by activating different detoxification mechanisms, i.e. accumulation of proline (+12, +67 and +18% in comparison to AA, 1.5 × AA and 2.0 × AA) and reduced ascorbate (+10, +5 and +8%, respectively). P fertilization partially balanced the reactive oxygen species production as confirmed by the significant decrease of the hydrogen peroxide content, but did not prevent foliar damage. Nutrient fertilization induced qualitative change of the carbohydrate pool suggesting a possible effect on the photosynthetic process and allocation of resources.

Keywords: climate change, oxidative stress, nutrients availability, membrane integrity, reactive oxygen species, proline, carbohydrates, non-enzymatic antioxidants

S2.O27

The WMO's Global Atmosphere Watch: a general overview and services to ecosystems

Lorenzo Labrador

Global Atmosphere Watch Programme, Research Department, World Meteorological Organization, Geneva, Switzerland

The Global Atmosphere Watch (GAW) is the World Meteorological Organization's research programme tasked with monitoring and keeping track of tendencies in the composition of the Earth's atmosphere. The GAW programme achieves this via an international network of high-quality atmospheric observations stations across local to global scales as well as teams of scientists providing expert advice on a range of atmospheric composition-related areas such as aerosols, reactive and greenhouse gases, urban air quality, total atmosphere deposition, etc. The programme's aim is to drive high quality and impact science while co-producing a new generation of research-enabled products and services. GAW's Scientific Advisory Group for Total Atmospheric Deposition (SAG-TAD) has a mandate to produce global maps of wet, dry and total atmospheric deposition for important atmospheric chemicals to enable research into biogeochemical cycles and assessment of ecosystem and human health effects. The most suitable scientific approach for this activity is the emerging technique of measurement-model fusion for total atmospheric deposition. This technique requires global-scale measurements of atmospheric trace gases, particles, precipitation composition and precipitation depth, as well as predictions of the same from global/regional chemical transport models.

S2.O28

Poplar submitted to a succession of ozone and drought stresses: dynamic of stomatal responses

Dusart Nicolas^(1,2), Didier Le Thiec^(1,2), Jean-Charles Olry^(1,2), Marie-Noëlle Vaultier^(1,2), Yves Jolivet^(1,2)

⁽¹⁾Université de Lorraine, Ecologie et Ecophysiologie Forestières, UMR 1137, BP70239, Vandoeuvre-lès-Nancy, F-54506, France ⁽²⁾INRA, Ecologie et Ecophysiologie Forestières, UMR 1137, Champenoux, F-54280, France

Nowadays, plants are facing stronger environmental stresses due to anthropogenic activities (atmospheric pollution, climate changes). To protect forest health, we need to improve risk assessment, taking into account interacting stresses. For example, the impact of ozone (O₃) events pollution on drought response needs a special attention. Indeed, it is very likely to have an O₃ spring episode before summer drought. O₃ could affect the stomatal dynamic under drought through stomatal sluggishness. We intend to decipher the response of stomatal closure/aperture mechanisms relative to light or vapor pressure deficit variation in condition of O₃ stresses and for drought stress (with or without previous O₃ stress). Two genotypes of *Populus nigra x deltoides* were exposed to various treatments during 21 days. Trees were exposed to 80 ppb/day O₃ for 13th day then to a moderate drought. The objectives of this work: - Are there differences of stomatal movement dynamics linked to environmental variables (light, VPD) among poplar genotypes and between hydric regimes or O₃? - Does O₃ treatment modify the drought-induced stomatal closure? - How do those differences, studied at the leaf scale, contribute to WUE at the whole plant scale?

Keywords: poplar, ozone, drought, light, VPD, stomatal closure

S2.O29

Influence of drought stress on the ozone-induced signalling mechanisms of two Mediterranean tree species

Lorenzo Cotrozzi⁽¹⁾, Elisa Pellegrini⁽¹⁾, Damiano Remorini⁽¹⁾, Mariagrazia Tonelli⁽¹⁾, Alice Trivellini⁽²⁾, **Marco Landi**⁽¹⁾, Lucia Guidi⁽¹⁾, Giacomo Lorenzini⁽¹⁾, Rossano Massai⁽¹⁾, Paolo Vernieri⁽¹⁾, Cristina Nali⁽¹⁾

⁽¹⁾Department of Agriculture, Food and Environment, University of Pisa, Via del Borghetto 80, Pisa, 56124, Italy. ⁽²⁾Institute of Life Sciences, Scuola Superiore Sant'Anna, Pz. Martiri della Libertà 33, Pisa, 56127, Italy

The aim of the study was to investigate the influence of drought stress on the responses of two Mediterranean tree species, characterized by different drought-sensitivity, to a single pulse of ozone (O₃). The behaviour of *Quercus cerris* (drought-sensitive) and *Q. pubescens* (mild-drought-sensitive) was evaluated in terms of ecophysiology and cross-talk responses among signalling molecules. Control plants maintained in well-watered and under filtered air conditions were compared with individuals subjected to drought (20% of the effective daily evapotranspiration, for 15 days) and later exposed to a single episode of O₃ (200 ppb, 5 h day⁻¹). Both stressors, applied alone or combined, affected ecophysiological responses. However, differential behaviour was observed between the species: under drought, photosynthetic capacity significantly decreased (-69% in comparison to controls), due to both stomatal and mesophyll limitations only in *Q. pubescens*; the concomitant presence of drought and O₃ induced an ameliorative effect on photosystem II (PSII) performance during the fumigation in *Q. cerris*, whereas photochemical efficiency of PSII in light conditions of *Q. pubescens* was highly impacted by O₃ treatment (-75%). These differences were confirmed by the different oxidative load showed by the species. Different trends and consequently different role of phytohormones was observed in relation to drought and O₃. Under O₃ alone, similar spatial and functional correlations among these molecules were shown by the two species: ethylene emission values peaked at the end of the treatment (4- and 8-fold higher than controls, in *Q. cerris* and *Q. pubescens*). In drought stressed-plants, phytohormones were differently involved in O₃-induced signalling mechanisms: abscisic acid concentrations progressively increased starting to 2 and 5 h from the beginning of the exposure in *Q. cerris* and *Q. pubescens*. Our results highlight a differential response of plants suffering from water withholding to a single O₃ episode compared to well-watered plants.

Keywords: climate change, oak species, phytohormones, oxidative stress, photo-assimilation, ethylene, abscisic acid

S2.O30

Antioxidative responses of three oak species under ozone and water stress conditions

Lorenzo Cotrozzi⁽¹⁾, Giacomo Lorenzini⁽¹⁾, Cristina Nali⁽¹⁾, **Elisa Pellegrini⁽¹⁾**, Yasutomo Hoshika⁽²⁾, Elena Paoletti⁽²⁾, Nicolas Dusart⁽³⁾, Marie-Noelle Vaultier⁽³⁾, Joëlle Gérard⁽³⁾, Yves Jolivet⁽³⁾

⁽¹⁾Department of Agriculture, Food and Environment, University of Pisa, Via del Borghetto 80, Pisa, 56124, Italy. ⁽²⁾Institute for Plant Protection, National Research Council, Via Madonna del Piano 10, Florence, 50019, Italy. ⁽³⁾Université de Lorraine, Ecologie et Ecophysiologie Forestières, UMR 1137, BP70239, Vandœuvre-lès-Nancy, F-54506, France

The Mediterranean basin is considered a global biodiversity hotspot but Mediterranean plants are threatened by natural and anthropogenic factors (e.g., tropospheric ozone, O₃) which are expected to be harsher in the near future. The objective of this work was to give a thorough description of the detoxification mechanisms at the basis of the high plasticity of Mediterranean oak species. Two-year-old seedlings of *Quercus ilex*, *Q. pubescens* and *Q. robur* were grown under the combination of three levels of O₃ (1.0, 1.2 and 1.4 times the ambient O₃ concentration; AA, 1.2×AA and 1.4×AA) and water irrigation [1.2, 0.6 and 0.12 l day⁻¹; well-watered (WW), moderate drought (MD) and severe drought (SD)] from June to October 2015. In *Q. ilex*, no symptoms due to O₃ and/or drought were observed. This was confirmed by the minor propagation of reactive oxygen species (ROS) and the subsequent reduced cellular oxidative burst. *Q. pubescens* exposed to 1.4×AA and subjected to SD developed O₃ injuries, consisting in minute roundish browning necrosis scattered among the leaf veins of both surfaces of mature leaves. An induction of the phenylpropanoid biosynthetic pathway by both stressors led to an increase of phenolic acids (+61% in comparison to AA). This enhanced antiradical ability of cell wall components partially balanced the ROS production but did not prevent foliar damage. In *Q. robur*, O₃ symptoms were induced by both 1.2×AA and 1.4×AA concentrations under WW or MD conditions. Increasing O₃ levels induced a significant rise of total flavonoids (+43 and +16% in 1.2×AA and 1.4×AA). This species also displayed higher constitutive level of ascorbate. These mechanisms did not preserve the PSII photochemistry from impairment, as confirmed by the decrease of total chlorophylls under O₃. A different species-specific degree of tolerance to single and combined stress was observed.

Keywords: global climate change, mediterranean plant species, drought, atmospheric pollution, reactive oxygen species, carotenoids, phenols, flavonoids, ascorbate

S2.O31

Effects of elevated O₃ on biomass allocation, nonstructural carbohydrates and rhizosphere soil function in poplar by joint water and nitrogen limitation

Pin Li^(1,2), Zhaozhong Feng^(1,2)

⁽¹⁾State Key Laboratory of Urban and Regional Ecology, Research Center for Eco-Environmental Sciences, Chinese Academy of Sciences, Shuangqing Road 18, Haidian District, Beijing, 100085, China. ⁽²⁾College of Resources and Environment, University of Chinese Academy of Sciences, Shijingshan District, Beijing 100049, China

Ground-level ozone (O₃) pollution has affected carbon metabolism and allocation in tree species, which is limited joint by water and nutrient availability. How variation in soil nutrients and water may act together to influence O₃ effect on plant and soil is unresolved. Here we report plant biomass allocation, major nonstructural carbohydrates in leaves and roots and rhizosphere edaphic functions from 1-year-old seedlings of poplar clones 546 (*Populus deltoides* cv. '55/56' × *P. deltoides* cv. 'Imperial') under two contrasting levels of O₃ concentration (CF, charcoal-filtered air, and E-O₃, non-filtered air + 40 ppb), soil nitrogen treatments (N0, 0 kg N ha⁻¹ year⁻¹, and N50, 50 kg N ha⁻¹ year⁻¹) and watering regimes (well-watered, and reduced watering, 40-50% irrigation) for one growing season. We find that the O₃ deleterious effects depends on the amount of available nitrogen and water. Specifically, elevated O₃ levels led to decreases in root biomass and root-to-shoot ratio when well-watered, no nitrogen supply, or both; but these negative effects have alleviated when reduced watering and nitrogen supply. O₃ induced much greater changes in the amounts of carbohydrates in roots than in leaves when both water and nitrogen were at their lower level. We conclude that given widespread, simultaneous limitation by water and nutrients, large stimulation of biomass by increasing O₃ pollution may not be ubiquitous.

Keywords: Ozone; allocation; nonstructural carbohydrate (NSC) concentrations; nutrient availability; water limitation; poplar; rhizosphere soil

S2.O32

Session 3

How plant ecosystems respond to ozone exposure

Ozone and BVOC exchanges between biosphere and atmosphere

Silvano Fares

Council for Agricultural Research and Economics, Research Centre for Forestry and Wood, Arezzo, Italy

Ozone is the main oxidant stressor in regions with warm climates, where high temperatures and large emission of precursors (Nitrogen oxides and hydrocarbons) from anthropic sources lead to the formation of this secondary pollutant. Plants can remove ozone from the atmosphere through stomatal absorption (i.e. ozone penetrates stomata and reacts with leaf tissues) and various non-stomatal deposition processes. Many vascular plants can produce and emit into the atmosphere large amount of Biogenic Volatile Organic Compounds (BVOC), largely represented by isoprenoids. BVOC emission is particularly stimulated by high temperatures, similar conditions promoting high levels of tropospheric ozone. One of the reason why plants invest energy to produce BVOC is that these molecules can play as antioxidant, thus defending leaf tissues from the adverse effects of oxidant molecules. Chemical lifetime of isoprenoids such as sesquiterpenes is very short due to fast reactions with ozone and other reactive molecules. In order to fully explore plant-atmosphere interactions under environmental stress, bi-directional exchanges of BVOC, CO₂, water, and ozone should be investigated simultaneously. Gas exchange studies through laboratory experiments using branch enclosures and through field measurements at canopy level with the Eddy Covariance technique help to understand possible links between BVOC emission and ozone removal inside leaves and in the gas phase in the sub-canopy region. In my talk, I will introduce examples of such studies, mostly performed in agricultural and forest ecosystems located in ozone stressed Mediterranean areas. Mediterranean forest ecosystems are indeed exposed to high loads of anthropogenic pollutants and are among the most threatened ecosystems on Earth by climate changes. Advantages and disadvantages from using state of the art instrumentation for fast detection of ozone and BVOC will be analysed, as well as the most advanced modelling approaches currently adopted to predict BVOC emission, and ozone sequestration in the soil-plant-atmosphere continuum. Future research needs will emerge after deep evaluation of what has been discovered so far and what is highly needed to better understand the link between BVOC emission and ozone removal by plants.

S3.O1

Ozone fluxes from an urban park: the unique station of Bosco di Capodimonte in Naples

Carlo Calfapietra, **Gabriele Guidolotti**, Emanuele Pallozzi, Corrado Leone, Michele Mattioni

Institute of Agro-Environmental & Forest Biology (IBAF) National Research Council (CNR), Porano, 05010, Italy

The air quality of urban areas, and consequently the health of the citizens, is related mainly to the concentration of primary and secondary pollutants such as particulate matter (PM), nitrogen Oxides (NO_x), ozone (O₃). Particularly in Mediterranean environments, there is a growing interest to understand O₃ flux in cities and its removal by urban trees. Beyond the chemical reactions, air O₃ removal mainly occur by tree leaves through both stomatal and nonstomatal mechanisms. Moreover, oxidation of biogenic volatile organic compounds (VOC) by OH, in the presence of nitric oxide (NO), produces molecules of O₃. Thus, in urban environment, plants can contribute to both O₃ removal and formation. For the elevated number of interacting factors, several models have been developed to estimate O₃ fluxes by urban forest (UF), rarely compared with field measurements, thus producing uncertain estimates. The eddy covariance (EC) technique is a reliable method to directly measure exchange of gases between biosphere and atmosphere. Here, we present the results of an innovative EC station in an UF, where fluxes of CO₂ and H₂O along with several other trace gases including O₃ are simultaneously measured. The station was established in the “Real Bosco di Capodimonte”, a large urban park, dominated by *Quercus ilex*, within the large city of Naples in Italy. The high radiative force and temperature, coupled with the elevated urbanization level in Naples, offer a unique opportunity to study the interaction between vegetation and trace gases, and consequently the contribution of vegetation on O₃ concentration, through the balance between formation and uptake. Results demonstrate that O₃ fluxes are influenced by park spatial variability, especially because of the gradient between meadow and forest, and by the seasonality highlighting the role of physiological status of the vegetation and of the ambient O₃ concentrations.

Keywords: Urban forest, Eddy covariance, Ozone, *Quercus ilex*, Traces gas fluxes

S3.O2

Linking ozone susceptibility to induced emissions of biogenic volatile organic compounds

Rüdiger Grote

Karlsruhe Institute of Technology, Institute for Meteorology and Climate Research (IMK-IFU), Kreuzackbahnstrasse 19, 82467 Garmisch-Partenkirchen, Germany

Ozone damage is usually linked to ozone concentration and/ or uptake but the large variety of sensitivities is either neglected or linked to a single species-specific property. However, sensitivity to ozone stress differs not only by species but also by season, pre-disposition to other stresses (e.g. drought) and environmental conditions such as temperature. Therefore, estimates of damages due to ozone under future climates are highly uncertain. Sensitivity depends on at least four processes that are either related to stomatal control or to biochemical defense reactions. The latter are generally assumed to be constitutive but also have an inducible component. It has been noted that this inducible component is linked to the capacity of plants to form biogenic volatile organic compounds (BVOCs) such as isoprene. The current work describes the link as it has been put into a physiological model. Since the BVOC emission depends on photosynthesis activity, photosynthesis can be damaged by ozone uptake, but the damage depends on BVOC emission, and a full feedback cycle has been implemented. The model offers the possibility to hypothesize about future plant responses to air pollutants as well as about the effect of emission changes that in turn might affect ozone formation.

Keywords: ozone damage, BVOC emission, induced defense, modelling

Spatial variability of isoprene emission in China under the ambient O₃ concentration using MEGAN and PS_BVOCs model

Xiangyang Yuan^(1,2), Xu Yue⁽³⁾, Zhaozhong Feng^(1,2)

⁽¹⁾State Key Laboratory of Urban and Regional Ecology, Research Center for Eco-Environmental Sciences, Chinese Academy of Sciences, Shuangqing Road 18, Haidian District, Beijing 100085, China; ⁽²⁾College of Resources and Environment, University of Chinese Academy of Sciences, Beijing 100049, China; ⁽³⁾Institute of Atmospheric Physics, Chinese Academy of Sciences, Beijing 100029, China

Due to a significant interaction between biogenic volatile organic compounds (BVOCs) and global climate change, improving understanding of regional isoprene emissions under the present and future elevated O₃ conditions is imperative. Past estimations of BVOC emissions in China were based on conventional algorithms and models, few take into account the impacts of O₃. With an increasing ambient O₃ concentration in most parts of China, previous models will lead to large inaccuracies in the estimated results. To refine isoprene emission estimation for China and to further explore the role of O₃ impact on isoprene emission, the latest algorithms of MEGAN (Model of Emissions of Gases and Aerosols from Nature) and PS_BVOCs model with the parameterization of O₃ were used to estimate the biogenic emissions of isoprene (C₅H₈) in China. The combined local-survey and experiment-based data were used to characterize plant functional types, and base emission factors of isoprene. Real-time MODIS (Moderate Resolution Imaging Spectroradiometer) data were introduced to update the land-use parameters and high-resolution meteorological outputs from the MM5 model to determine the influence of leaf area index (LAI) and leaf age deviation from standard conditions. Because of the considerable regional disparity in plant distributions and meteorological conditions across China, isoprene emission presented significant spatial and temporal variations in both two models. Compared with isoprene emission data from MEGAN model, the effects of O₃ was obvious especial in eastern region of China. The results also indicate high uncertainties in isoprene emission estimated. We present an improved estimation of isoprene emissions, which provides important information for further exploration of the role of global climate change on BVOCs emission.

Key words: Isoprene emission, Tropospheric O₃, MEGAN model, PS_BVOCs model

S3.O4

Ornamental plants used as tool for remediation of ozone pollution in indoor environment

Pallavi Saxena⁽¹⁾ and Chirashree Ghosh⁽²⁾

⁽¹⁾Department of Environmental Sciences, Hindu College, University of Delhi, Delhi-110007, India. ⁽²⁾Department of Environmental Studies, University of Delhi, Delhi-110007, India

Indoor air pollution is more severe than outdoor air pollution especially in context with human health. A number of studies have been reported on outdoor environments which indicate that vegetation act as sink for outdoor ozone but very less data available for indoor environment taken ozone as a pollutant with the help of indoor ornamental plants. This study evaluate ozone deposition velocities (v_d) for three common indoor ornamental plants (*Dracaena deremensis*, *Tagetes erecta* and *Lilium candidum*). V_d was calculated by using measured leaf areas of each plant and give exposures for two diurnal cycles where ozone concentrations in chamber tests were elevated for 8 h followed by 16 h in the absence of ozone. Estimates of v_d after the exposures ranged from 5.6 m/h for *Dracaena deremensis* to 0.9 m/h for *Lilium candidum*. Values of v_d were approximately 50% and 66% lower at the end of a second exposure and third exposure, respectively. For deposition velocities measured in this study, the ozone removal effectiveness ranges from 0.9% to 9% for leaf surface area to room volume ratio of 0.06/m when accounting for values for air exchange and background loss typical of a residential environment.

S3.O5

5.

Abstracts of poster presentations

Posters are sorted in alphabetical order. The poster session is in the open cloister of the Auditorium. Poster slots are marked by Px in alphabetical order (see below). There are three poster sessions: on 22nd (18.00-19.00), 23rd (10.00-11.00) and 24th (10.00-11.00) regardless session number. Corresponding authors are required to attend the poster session in order to reply to questions.

All posters have the opportunity to receive the **Best Poster Award for Ozone and Plants 2018**. To apply for the Award, authors need to include the specific mark in the upper right corner of their poster.

During the poster sessions, participants will evaluate posters based on the level of research, quality of the poster and clarity of the presentation. The award consists in a certificate and will be assigned during the closing ceremony.



Elevated O₃ affects the decomposition process in different types of soil

Evgenios Agathokleous^(1,2), Alessandra De Marco⁽³⁾, Mitsutoshi Kitao⁽¹⁾, Takayoshi Koike⁽²⁾, William J. Manning⁽⁴⁾, Georgia Ntatsi⁽⁵⁾, Elena Paoletti⁽⁶⁾, Costas J. Saitanis⁽⁵⁾, Judith Sarneel⁽⁷⁾, Pierre Sicard⁽⁸⁾, Marcello Vitale⁽⁹⁾

⁽¹⁾Forestry and Forest Products Research Institute, 7 Hitsujigaoka, Sapporo, Hokkaido, 062-8516, Japan. ⁽²⁾Hokkaido University, Kita 9 Nishi 9, Sapporo, 060-8589, Japan. ⁽³⁾Italian National Agency for New Technologies, C.R. Maria di Galeria, Rome, 00123, Italy. ⁽⁴⁾University of Massachusetts, Amherst, 639 North Pleasant Street, 01003, USA. ⁽⁵⁾Agricultural University of Athens, 75 Iera Odos, Athens, 11855, Greece. ⁽⁶⁾National Research Council, Sesto Fiorentino Via Madonna del Piano 10, Florence, 50019, Italy. ⁽⁷⁾Umeå Universitet, Uminova Science Park plan 3 Tvistevägen 48, 901 87, Sweden. ⁽⁸⁾ACRI-HE, 260 Route Du Pin Montard BP234, Sophia-Antipolis Cedex, 06904, France. ⁽⁹⁾Sapienza University of Rome, Piazzale Aldo Moro 5, Rome, 00185, Italy

Ozone (O₃) pollution remains a global challenge for the scientific community and stakeholders. Ample scientific evidence shows that elevated O₃ levels negatively affect trees with further potential ecological consequences in the long term. It remains however poorly understood whether and how elevated O₃ alters the core process of litter decomposition in forest ecosystems and how the type of soil modifies the impact of O₃. We will present our novel project for studying the decomposition process in communities of native to Northeast Asia deciduous trees. Trees of these communities are growing in three different types of soil. These trees have been previously (during the years 2014-2016) exposed to ambient or elevated O₃ levels, in a novel and globally unique experimental station located at the Northern island of Japan, Hokkaido. Based on plant-level data, according to which O₃ affected nutrient re-translocation during the seasons 2014-2016, we hypothesized indirect effects of O₃ on the decomposition process in soils, independently from O₃ injury on plants and the leaf litter *per se*. To investigate the impacts on decomposition process, we employed the standardized Tea Bag Index (TBI) method. Accordingly, we implanted tea bags of two types of tea in the soil of each experimental condition in Autumn 2016, which we retrieve periodically. In addition, we installed field chambers from which we periodically receive samples to analyze the major greenhouse gases emitted from soil. This project will provide critical information which can be served as the basis for modeling too.

Keywords: nutrient cycling, decomposition, greenhouse gases, ozone, tea bag index

Japanese larch seedlings grown in containers, inoculated with ectomycorrhizal fungi, and exposed to ozone

Evgenios Agathokleous⁽¹⁾, Mitsutoshi Kitao⁽¹⁾, Hideyuki Saito⁽²⁾, Hisanori Harayama⁽¹⁾, Akira Uemura⁽¹⁾, Takayoshi Koike⁽²⁾

⁽¹⁾Forestry and Forest Products Research Institute, 7 Hitsujigaoka, Sapporo, 062-8516, Japan. ⁽²⁾Hokkaido University, Kita 9 Nishi 9, Sapporo, 060-8589, Japan

Ozone (O₃) levels in wide areas of Asia already exceed O₃ air quality standards for protecting plants. Trees are exposed to chronic elevated O₃ levels throughout their life and may have degraded production in forestry practice. Hence, future timber production may be threatened. Many trees depend on root symbionts for their survival. Successful symbiosis of trees with ectomycorrhizae fungi may promote seedling tolerance to O₃. However, successful symbiosis may also promote seedling tolerance to drought through an increase in water uptake. Such an improvement of water status may cause higher O₃ uptake via stomatal openness, leading to higher sensitivity to O₃. In the framework of low-cost silviculture practice, container grown seedlings are widely used. Container-grown seedlings with high or low fertilization were irrigated with inoculated or non-inoculated water and exposed to ambient or elevated O₃ conditions to examine whether ectomycorrhizae may influence plant tolerance to O₃. We will discuss our recent findings which will contribute in understanding tree responses to changing environment and promoting tree tolerance to O₃ in Asia.

Keywords: drought, ectomycorrhizae, fertilization, forestry practice, ozone, stress, tolerance

Ozone deposition in forest canopies

Kirsti Ashworth⁽¹⁾, Frederick Otu-Larbi⁽¹⁾, Adriano Conte⁽²⁾, Silvano Fares⁽²⁾, Oliver Wild⁽¹⁾

⁽¹⁾Lancaster Environment Centre, Lancaster University, Lancaster, LA2 9HY, UK.

⁽²⁾Council for Agricultural Research and Economics, Via della Navicella, 2-4 - 00184 Roma, Italy

Dry deposition is the dominant sink for tropospheric ozone and removal rates by vegetated surfaces are several times higher than bare ground. However, ozone is a powerful phytotoxin and uptake through the stomata leads to oxidative stress and damage to plant cells. This impairs many physiological processes, reducing photosynthesis and carbon assimilation, inducing early senescence and disrupting stomatal functioning. However, the net effect of these various impacts on plant health and growth, and on ozone deposition rates and atmospheric concentrations is not well understood. Here we apply the FORCAST (FORest Canopy-Atmosphere Transfer) one-dimensional canopy model to investigate the underlying processes driving ozone deposition and uptake. We incorporate three photosynthesis and stomatal conductance models and evaluate the ability of the model to capture observed ozone concentrations and fluxes in a Holm oak forest at Castelporziano Estate, Rome. We perform sensitivity tests with each physiological mechanism to investigate stomatal and non-stomatal ozone deposition fluxes under a range of background ozone concentrations and environmental conditions. We determine the impact of ozone damage to physiological processes on atmospheric fluxes and concentrations and ozone reactivity within the canopy space. We identify the key processes governing the rate of ozone uptake in each case.

Keywords: ozone deposition, stomatal conductance, forest canopy, biosphere-atmosphere exchange, ozone reactivity

Resiliency of Scots pine (*Pinus sylvestris* L.) tree to acidifying compounds and surface ozone under the pressures of climate changes

Algirdas Augustaitis, **Ingrida Augustaitienė**, Marius Mikalajūnas

Aleksandras Stulginskis University, Kaunas dstr., Lithuania, LT-53362

The aim of the study was to quantify the integrated effect of meteorology and air pollutants on stem basal area increment and crown defoliation of Scots pine trees located in the north-eastern part of Lithuania. Air concentrations of sulphur species and ammonium as well as their deposition were the main drivers resulting in changes in mean defoliation of Scots pine trees in Lithuania. Meteorological factors stimulated the recovery of pine tree crown condition, while ozone concentrations were close to the level of insignificance. Contrary to this, meteorology was a key factor resulting in variation in stem basal area. During vegetation nitrate deposition as fertilizing compound stimulated the pine tree stem BAI formation while ammonium compounds reduced it on both diurnal and annual scale. Negative ozone effect on pine growth intensity was significant only on mineral soil FS. Higher moisture regime significantly increased the tolerance of pine trees to the negative effect of air concentration of acidifying compounds, their wet deposition and surface ozone. The study is based on the results obtained conducting national project supported by Lithuanian Council of Research "FOREstRESS" (SIT-3/2015).

Keywords: Scots pine, meteorology, acidifying compounds, ozone, defoliation, increment

Ozone risk for trees – dose response functions embedded in future climatic scenarios

Baumgarten, Manuela⁽¹⁾, Grünhage, Ludger⁽²⁾, Häberle, Karl-Heinz⁽¹⁾

⁽¹⁾Ecophysiology of Plants, Technische Universität München, Hans-Carl-von-Carlowitz-Platz 2, D-85354 Freising, Germany. ⁽²⁾Department of Plant Ecology, Justus-Liebig-Universität Giessen, Heinrich-Buff-Ring 26, D-35392 Gießen, Germany

Validation of ozone doses and adaption of model parametrization are crucial to ensure a state-of-the-art basis for future ozone risk assessments for forest trees. The main objective of our new research project starting in 2019 is to advance ozone risk assessment and modelling for forest trees including future climate scenarios based on the recently established representative concentration pathways (RCP, IPCC 2013) considering tropospheric O₃ and CO₂-concentrations. Fundamental for evaluation of ozone doses is the determination of stomatal ozone fluxes and several gas exchange parameters. Besides biomass and tree allometric data, N- and C-allocation, fine root development and changes in ecto-mycorrhizal diversity will be assessed. The experiment will be conducted in newly established phytotrones with 5-8 year-old beech and spruce from natural regeneration, growing in their natural soil monolith. Two experimental approaches will be applied (1) simulation of an O₃-gradient under standard climate/CO₂ -conditions and (2) a sophisticated simulation of a future climate and O₃/CO₂-gradient: (I) In order to develop ozone dose-response-functions adjusted to present conditions and to derive realistic target values for spruce and beech, four different O₃-concentrations (pre-industrial, ambient, moderately elevated and high) will be applied for two vegetation periods. (II) In order to evaluate effects of a changing climate and emission scenarios in the future, daily cycles will be simulated for preindustrial conditions, the present, and future scenarios RCP2.6 as well as RCP8.5 (2100). The simulation of the corresponding O₃-concentrations and the combination of ozone and CO₂ emission will on the one hand explain the CO₂-influence and on the other hand indicate combined effects, which have to be implemented in future growth modelling. A low mountain range region is serving as a model forest region for Germany. All simulation data will be acquired at a hourly resolution as it is crucial to generate scenarios as "realistic" as possible, especially concerning the concordance of meteorological values with O₃-concentration values within a hourly resolution. This represents the first simulation database in experimental climate impact research. Our experimental concept is open to further collaboration from interested international groups.

Keywords: stomatal ozone uptake, ozone dose-response functions, RCP future scenarios, ozone and CO₂ interactions, beech, spruce

Phytotoxic ozone effects on montane pines in the High Tatra Mts., Slovakia

Svetlana Bičárová⁽¹⁾, Zuzana Sitková⁽²⁾, Hana Pavlendová⁽²⁾, Peter Fleischer jr.⁽³⁾, Peter Fleischer sr.⁽³⁾ and Andrzej Bytnerowicz⁽⁴⁾

⁽¹⁾Institute of Earth Science of the Slovak Academy of Sciences, Stará Lesná, 059 60 Tatranská Lomnica, Slovakia. ⁽²⁾National Forest Centre–Forest Research Institute Zvolen, T. G. Masaryka 22, 960 92 Zvolen, Slovakia. ⁽³⁾Technical University in Zvolen, T. G. Masaryka 24, 960 92 Zvolen, Slovakia, ⁽⁴⁾USDA Forest Service, Pacific Southwest Research Station, 4955 Canyon Crest Drive, Riverside, CA 92507, USA

Ozone (O₃) concentrations in European mountains are high enough to cause injury to sensitive trees such as Swiss stone pine (*Pinus cembra*) and dwarf mountain pine (*Pinus mugo*). The aim of this work was to assess Phytotoxic Ozone Dose metric without threshold limitation (POD₀) obtained for the temperate mountain forests in the High Tatra Mts in Slovakia. Field measurement of O₃ concentration and meteorological data were incorporated into the DO₃SE deposition model. The model parameterization included the recommendations from available literature and the preset for coniferous forests (CF) parameter values built into model. Maximum level of stomatal conductance (G_{max}) as a key parameter for calculation of stomatal O₃ flux has not been specified neither for dwarf mountain pine nor for Swiss stone pine. We carried out field measurements of stomatal conductance using LI-6400 photosynthesis system (Li-Cor, Inc., Lincoln, NE) on both pine species. Based on these measurements, maximum level of stomatal conductance for O₃ was determined as G_{max} = 110 mmol O₃ m⁻² PLA s⁻¹ for both studied montane pines. Model results of POD₀ ranged from 12.5 to 22.4 mmol m⁻² PLA for Swiss stone pine and 11.4 to 19.3 mmol m⁻² PLA for dwarf mountain pine during the 2016 growing season. POD₀ exceeded critical level for highly O₃ sensitive conifers (CL_{ef} = 19 mmol m⁻² PLA) such as Swiss stone pine only at sites with favourable sunshine exposure. The concentration of O₃ and sufficient amount of soil water in the submontane and alpine zones contributed to higher level of POD₀ (16.9–22.4 mmol m⁻² PLA) for Swiss stone pine compared with dwarf mountain pine (12.2–19.3 mmol m⁻² PLA). These differences between the two species may be associated with their different canopy height and root depth. Swiss stone pine and dwarf mountain pine branches showed an obvious visible O₃ injury at higher altitudes. More pronounced visual symptoms were observed for dwarf mountain pine than for Swiss stone pine plots. The oldest needles of both species were more frequently damaged by O₃ injury at all plots.

Keywords: O₃ concentration, montane forest, stomatal O₃ flux, soil water, visible O₃ injury

Ozone fluxes and GHG balance in a Spanish rice paddy field

Arnaud Carrara⁽¹⁾, Calatayud, V.⁽¹⁾, Calvo, E.⁽¹⁾, López-Ballesteros, A.⁽²⁾, López, R.⁽¹⁾, Feng, Z.Z.⁽³⁾, Serrano, P.⁽²⁾

⁽¹⁾Fundación CEAM, Paterna 46980, Spain. ⁽²⁾University of Granada, Ecology Department, 18071 Granada, Spain ⁽³⁾RCEES, CAS, Beijing, China

Project GEISPAIN (CGL2014-52838-C2-2-R, MINECO, Spain) has been launched with the general objective of quantifying the GHG balance of different relevant Spanish ecosystems. Measurements of O₃ fluxes with a fast O₃ analyzer (FOS, Sextant) in combination with eddy covariance technique were carried out in a rice paddy in Sueca (eastern Spain) during all the vegetative period of the crop. During rice cropping period, ozone fluxes were highly correlated with CO₂ fluxes and largely driven by stomatal conductance, while during non-cropping period, the fluxes were lower and driven by non-stomatal surface resistance. Complementarily, gas exchange leaf measurements under ambient conditions were carried out with a LICOR-6400 in order to parameterize the DO₃SE model and to model stomatal O₃ fluxes in rice. The proposed parameterization for “Japonica” varieties exhibited about double maximum stomatal conductance values (g_{max}) than the Asian “Indica” varieties. We additionally measured carbon dioxide (CO₂) and methane (CH₄) fluxes with eddy covariance in order to obtain a full carbon balance. Methane (CH₄) were also determined at different stages of rice cultivation using the static chambers technique to estimate greenhouse gas (GHG) budget. The ecosystem was a net carbon source during non-cropping period, reaching high respiratory rates ($> 5 \mu\text{mol m}^{-2} \text{s}^{-1}$) during pre-seedling and post-harvest periods and nearly null CO₂ fluxes during autumn-winter flooding period. During rice cropping period (June-July), the ecosystem was a strong carbon sink with maximum CO₂ sequestration rates up to ca. $50 \mu\text{mol m}^{-2} \text{s}^{-1}$. Overall, the studied paddy rice field presented a net ecosystem productivity (NEP) of ca. $650 \text{ g C m}^{-2} \text{ y}^{-1}$ and a Net Ecosystem Carbon Balance (NECB = NEP – C harvested) of ca. $250 \text{ g C m}^{-2} \text{ y}^{-1}$. The rice paddy field behaved as a CH₄ source most of the year, with higher emissions rates during the rice cropping period.

Keywords: GHG, ozone fluxes, eddy covariance

MOTTLES: an innovative long term strategy for the definition of new critical levels to protect forest from ozone

E. Carrari⁽¹⁾, A. Anav⁽¹⁾, O. Badea⁽²⁾, A. Conte⁽³⁾, M.L. Ciriani⁽⁴⁾, L. Dalstein-Richier⁽⁴⁾, A. De Marco⁽⁵⁾, S. Fares⁽³⁾, G. Fasano⁽¹⁾, A. Giovannelli⁽¹⁾, Y. Hoshika⁽¹⁾, S. Leca⁽²⁾, A. Materassi⁽¹⁾, D. Pitar-Silaghi⁽²⁾, I. Popa⁽²⁾, F. Sabatini⁽¹⁾, P. Sicard⁽⁶⁾, E. Paoletti⁽¹⁾

⁽¹⁾National Research Council of Italy, Sesto Fiorentino, Italy. ⁽²⁾Institutul Național de Cercetare Dezvoltare în Silvicultură "Marin Drăcea", Voluntari, Romania. ⁽³⁾Council for Agricultural Research and Economics - Soil-Plant System, Rome, Italy. ⁽⁴⁾Groupe International d'Études des Forêts Sud-européennes, Nice, France. ⁽⁵⁾Italian National Agency for New Technologies, Energy and the Environment (ENEA), Rome, Italy. ⁽⁶⁾ACRI-HE, Sophia Antipolis, France

Current European directives for forest protection from ozone are based on the atmospheric concentrations (AOT40). Even if ozone levels regularly exceed the EU standards calculated for forests, very often no significant correlations are found in the epidemiological analyses combining concentration and ozone indicators for vegetation (e.g. visible leaf injury, crown defoliation and radial growth). It is widely demonstrated that ozone effects on forests depend not only on air concentration but also on O₃ uptake through stomata. Hence, the idea that EU Directives should adopt indexes based on stomatal fluxes, such as the PODY (Phytotoxic Ozone Dose above a threshold Y of uptake) is largely accepted. In this context, MOTTLES (LIFE15 ENV / IT / 183) establish a permanent new-generation monitoring system in areas at highest and medium risk of ozone injury (France, Italy and Romania) to define new standards based on PODY. Thanks to continuous measurements of ozone concentrations and meteorological parameters with hourly temporal resolution and annual in-field surveys, fluxes are modelled and combined with the results of epidemiological analyses. The derived flux based critical levels (CLef) set new levels of damaging ozone for forests and will be proposed as legislative standards to European political institutions in order to define new European standards biologically relevant. MOTTLES provide also a support for forest managers and planners, indicating the best strategies for ozone-oriented forestry and climate change.

Effect of ozone on physiological response of Israeli wheat cultivars

Nivedita Chaudhary⁽¹⁾, David Bonfil⁽²⁾, Eran Tas⁽³⁾

⁽¹⁾The Department of Vegetable and Field Crop Research, The Institute of Plant Sciences, Agricultural Research Organization, Gilat Research Center, M.P. Negev, 8531100, Israel. ⁽²⁾The Department of Vegetable and Field Crop Research, The Institute of Plant Sciences, Agricultural Research Organization, Gilat Research Center, M.P. Negev, 8531100, Israel. ⁽³⁾The Department of Soil and Water Sciences, The Robert H. Smith Faculty of Agriculture, Food and Environment, Hebrew University of Jerusalem, Rehovot 76100, Israel

Tropospheric ozone (O₃) is globally recognized as a phytotoxic atmospheric pollutant become a potential threat to agriculture. Numerous studies on effect of O₃ on crop plants revealed wheat as one of the sensitive crop additionally the effect varies with species, cultivars and environmental factors. Wheat is a major crop in Israel and the present study is the first attempt to investigate the effect of O₃ on commercial Israeli wheat (*Triticum aestivum* L.) cultivars selected according to phenological variability. Yuval, Zahir and Amit are very early; Galil, Negev and Ruta are late, while Gedera, Binyamin and Bar-Nir are intermediate maturing phenotypes. Study was undertaken to determine the effect of chronic O₃ exposure on plants using open top chambers and exposed with ~10 %, above ambient O₃ from flag leaf emergence till the maturity of the plants. Gas exchange measurements accomplished on randomly selected fully expanded flag leaf from emergence, heading and flowering stages of plants with maintained microclimatic condition inside the leaf chamber of photosynthetic system. Statistically significant reduction in photosynthetic rate (*P*_s) was observed between O₃ and control treatments; however, across cultivar variations were insignificant. Amongst test cultivars BarNir showed maximum reduction in O₃ exposed plants as comparison to control. Stomatal conductance (*g*_s) reduced in Amit and BarNir (significant) and Gedera, however, increased in others. Intercellular CO₂ also followed the similar trend of variation. An acute O₃ exposure experiment was also carried out in the greenhouse; cultivars were exposed continuously above 100 ppb O₃ for four days at the flowering stage resulted significant variation across treatment in *P*_s and within cultivars in *g*_s, besides O₃ induced foliar injury symptoms were also observed under elevated O₃ treatment. Study suggests that O₃ is the threat for wheat cultivation and pave the way for further investigation for differential cultivar responses with altering environmental factors and comparison with the present study results.

Keywords: Wheat; Ozone, Physiology, Open top chamber; Ozone injury

Vine and ozone

I. Fumagalli, **S. Cieslik**, A. De Marco⁽¹⁾, E. Gottardini⁽²⁾, F. Cristofolini⁽²⁾, A. Cristofori⁽²⁾, and E. Paoletti⁽³⁾

⁽¹⁾ENEA, Rome; ⁽²⁾Fondazione Edmund Mach, S. Michele all'Adige; ⁽³⁾CNR/IPP, Florence

Grape vine (*Vitis vinifera*, L.) has since long been recognized as an ozone-sensitive crop. When the concentration of ozone in the atmosphere is high due to air pollution, important quantities of this substance penetrate the vine leaf tissues, causing cell damage and interfering with photosynthetic mechanisms, with subsequent slowing down of plant growth and premature leaf senescence. Secondary effects are changes in biochemical processes which affect the chemical composition of the must and are likely to cause alteration of the quality of the wine. An experiment was conducted during two growing seasons of grapevine in 2010 and 2011 to gain knowledge on the effect of high ozone levels on the yield and several biochemical characteristics of the plant, that could influence the quality of the final product, which is of economic importance for the agricultural production in Italy. The method used was a fumigation facility consisting of Open Top Chambers operated at a vineyard in Angera (northern Italy). Fumigation permitted to study the effect of different ozone levels. After the end of the experiment, the grapes were weighted and chemical analyses were carried out in order to gain understanding on the effect of ozone on the level of several chemical substances in the grapes, which influence the quality of the wine: degree Brix, pH, tartaric and malic acids; assimilable nitrogen, resveratrol, polyphenols. The parameters characterizing the different ozone levels were expressed in terms of exposure (AOT40) and dose (POD). High ozone levels affect grape weight and thus the grapevine yield. In addition, the quality of wine is affected by a reduction of malic acid and polyphenols, which cause a more aggressive taste of the wine.

P10

Anatomical responses of a tropical liana species (*Passiflora edulis*) to ozone stress

Francine Faia Fernandes⁽¹⁾, Poliana Cardoso-Gustavson⁽²⁾, Marcela Regina Gonçalves da Silva Engela⁽¹⁾, Marisia Pannia Esposito⁽¹⁾, Yasutomo Hoshika⁽³⁾, Elisa Carrari⁽³⁾, **Marisa Domingos⁽¹⁾**, Elena Paoletti⁽³⁾

⁽¹⁾Instituto de Botânica, Núcleo de Pesquisa em Ecologia, Avenida Miguel Stéfano 3687, 04045-972 São Paulo, Brazil. ⁽²⁾Universidade Federal do ABC, Centro de Ciências Naturais e Humanas, Rua Arcturus 03, 09606-070 São Bernardo do Campo, Brazil.

⁽³⁾Institute for Sustainable Plant Protection, National Research Council, Via Madonna del Piano 10, 50019 Sesto Fiorentino, Florence, Italy

Passiflora edulis (Passifloreaceae) is a wide-world distributed Brazilian native liana species. It has a high economic value due to its fruits and pharmacological properties. Most *Passiflora* species are identified and collected in the border of fragmented vegetation. Indeed, lianas compete with trees, interfering in their growth and mortality rate. Due to these effects over trees, lianas are considered as plagues, compromising the ecosystem homeostasis. The effects of ozone over liana species are, however, almost completely unknown. Thus, we aimed to identify microscopic changes in *P. edulis* leaves maintained in a FACE (Free-Air Controlled Exposure) ozone system installed at the Institute of Sustainable Plant Protection/National Council of Research (IPSP/CNR). Plants were submitted to a high ozone exposure (ambient O₃ x 2.0) and compared to ambient air concentrations. Samples from asymptomatic and symptomatic leaves (predominantly chloroses) were collected at the beginning and after 94 days of exposure and detailed microscopic analyses were performed. Preliminary results indicated following changes in leaf structure of plants from high free air ozone exposure: epidermal cells with sinuous walls, and alterations in the palisade parenchyma tissue, such as a fraction of chloroplasts with plastoglobuli accumulation and fewer starch grains, nuclei deformation and plasmolysis of some cell groups. All of them are indicative of plant sensitivity to ozone. In addition, macroscopic symptoms and changes in leaf architecture were observed. We are now evaluating physiological and volatile data also collected during the fumigation exposure period to compare with anatomical data obtained so far.

Keywords: FACE system, leaf anatomy, microscopic markers, oxidative stress, passion fruit.

Regulation of the ascorbate-glutathione cycle in leaves of poplar exposed to combined stresses (ozone and/or drought)

Dusart Nicolas^(1,2), Marie-Noëlle Vaultier^(1,2), Christelle Collignon^(1,2), Joëlle Gérard^(1,2), Didier Le Thiec^(1,2), Yves Jolivet^(1,2)

⁽¹⁾Université de Lorraine, Ecologie et Ecophysiologie Forestières, UMR 1137, BP70239, Vandoeuvre-lès-Nancy, F-54506, France. ⁽²⁾INRA, Ecologie et Ecophysiologie Forestières, UMR 1137, Champenoux, F-54280, France

Nowadays, due to anthropogenic atmospheric pollution, trees are facing stronger environmental stresses leading to an increase of oxidative stress. To protect forest health, improvements in risk assessment are needed, taking into account detoxification mechanisms and interacting stresses. For example, the impact of drought events on the effect of ozone (O₃) pollution needs a special attention. In this work, we intended to decipher the response of detoxification mechanisms relative to Halliwell-Asada-Foyer cycle (HAF) in condition of combined stresses (drought + O₃). Genotypes of *Populus nigra* x *P. deltoides* were exposed during 17 days to various treatments: i) a mild drought, ii) an exposure to 120 ppb O₃ and iii) a combination of both treatments. Ascorbate and glutathione pools (reduced and oxidized), enzyme activity and expression of the different gene isoforms coding for HAF proteins were studied. Depending the isoforms, and probably linked with the putative localization of ROS production in response to drought and ozone, respectively, different expression profiles were observed. Finally, some enzymes of ascorbate-glutathione cycle displayed an intermediate regulation (gene expression, activity level) for combined treatment compared to drought and ozone separately applied.

Keywords: poplar, ozone, drought, detoxification, ascorbate, glutathione

Assessment of tolerance level of *Eugenia uniflora* L. to ozone under FACE fumigation

Marisia Pannia Esposito⁽¹⁾, Marcela Regina Gonçalves da Silva Engela⁽¹⁾, Francine Faia Fernandes⁽¹⁾, **Marisa Domingos⁽¹⁾**, Elisa Carrari⁽²⁾, Yasutomo Hoshika⁽²⁾, Elena Paoletti⁽²⁾

⁽¹⁾Instituto de Botânica, Núcleo de Pesquisa em Ecologia, Avenida Miguel Stéfano 3687, 04045-972 São Paulo, Brazil. ⁽²⁾IPSP-CNR, Via Madonna del Piano 10, 50019 Sesto Fiorentino, Italy

Eugenia uniflora L. (Myrtaceae) is a native Brazilian tree species with wide distribution in different Biomes, like those regionally known as Caatinga, Cerrado and Floresta Atlântica. Although this species is commonly found in the city of São Paulo, growing and fruiting in urban locations highly contaminated by ozone, its tolerance level to this pollutant is still unknown. Thus, the objective of the present work was to establish the tolerance level of this tropical tree species, by measuring physiological leaf traits – enzymatic and non-enzymatic antioxidants, reactive oxygen species and relative growth rates (TGR) – in seedlings exposed to ozone for 70 days in a Free-Air Controlled Exposure (FACE) installed at the Institute of Sustainable Plant Protection/National Council of Research (IPSP/CNR). Two treatments were adopted: ambient O₃ concentrations (AA) and doubled ambient O₃ concentrations (O₃x2.0). The first results indicated a significant increase in the leaf concentrations of hydroxyl radical and superoxide ion, as well as of compounds indicators of lipid peroxidation - hydroperoxidene and malondialdehyde acid - and decreased levels of ascorbate peroxidase, superoxide dismutase and glutathione in plants exposed to O₃x2.0. Although the TGR estimated for height, stem diameter and leaf number was similar in both O₃ treatments, the root biomass decreased and the leaf biomass and shoot/root ratio increased significantly in the plants exposed to O₃x2.0. The changes in these physiological leaf traits seem to indicate that *Eugenia uniflora* is sensitive to high O₃ levels. This assumption will be checked more appropriately in a longer experiment.

Keywords: antioxidant defense, Brazilian native tree species, lipid peroxidation, reactive oxygen species, relative growth rates

Ozone and biogenic volatile organic compound (BVOC) interactions on leaf surfaces of stressed urban trees: A project plan

Anne Charlott Fitzky⁽¹⁾, Heidi Halbwirth⁽²⁾, Heidelinde Trimmel⁽³⁾, Ewald Srebotnik⁽²⁾, Thomas Karl⁽⁴⁾, Boris Rewald⁽¹⁾, Douglas Godbold⁽¹⁾, Hans Sandén⁽¹⁾

⁽¹⁾Institute of Forest Ecology, University of Natural Resources and Life Science Vienna, Austria ⁽²⁾Institute of Chemical, Environmental and Biosciences Engineering, Vienna University of Technology, Austria ⁽³⁾Institute of Meteorology, University of Natural Resources and Life Science Vienna, Austria ⁽⁴⁾Institute of Atmospheric and Cryospheric Sciences, Innsbruck University, Austria

Stomatal absorption has long been thought to dominate O₃ absorption. However, lately the role of BVOCs in O₃ absorption at a stand level has been highlighted. Close to the leaves and in the intercellular space, BVOCs can be present in relative high concentrations and thus should have the capacity to absorb O₃. In addition surface assisted ozone reactions are thought to play a role for ozone dry deposition. The absorption of O₃ by BVOCs may be important when the trees' stomata are closed, such as under salt or drought stress. Some BVOCs have been found to increase under stressed conditions, especially when high temperatures and radiation prevail which normally also occur during conditions which induce drought. In this study we want to measure the effect of BVOC emission on the O₃ absorption in the vicinity of the leaf surface under drought and salt stress, both of which lead to a decrease in stomata conductivity. We will compare high BVOC emitting tree species with low emitting tree species and compare the physiological stress level indicated by, for example, peroxidase and polyphenol oxidase activities under different O₃ concentrations. The O₃ absorption and BVOC emissions of 5 common urban tree species in Vienna will be studied under different stress levels using Teflon coated chambers enclosing branches with a constant airflow. Leaf stress will be linked to O₃ absorption and the amount and type of emitted BVOCs. In the second phase of the project, we will attempt to model future ozone concentration in the Viennese air, taking into account the responses of stress on O₃ absorption and BVOC emission combining micro climate- soil vegetation atmosphere transfer-, air chemistry- and tree stress models

Keywords: Urban trees, BVOC, chamber measurements, drought stress, salt stress

The authors acknowledge the financial support by WWTF (Project number ESR17-027)

PEPc contribution to CO₂ assimilation in ozone-treated poplars

Gandin A.⁽¹⁾, Paris C.⁽²⁾, Jolivet Y.⁽¹⁾

⁽¹⁾UMR 1137 Ecologie et Ecophysiologie Forestières, Université de Lorraine, BP 70239, 54506 Vandoeuvre-lès-Nancy cedex, France. ⁽²⁾Laboratoire d'Ingénierie des Biomolécules (LIBio) Plateau Commun d'Analyse Structurale et Métabolomique (PASM) Université de Lorraine- INPL-ENSAIA, F-54505 Vandoeuvre-lès-Nancy

Ground-level ozone (O₃) is a major secondary pollutant that negatively affects plant growth and productivity. O₃ is well known to induce oxidative stress and ROS accumulation that are deleterious for most cell components and their functioning. In C₃ plants, O₃ decrease carbon fixation in lowering Rubisco content and activity. However, a higher PEPc content was also widely reported in O₃-treated plants. PEPc could contribute to leaf CO₂ fixation and partly compensate for the loss of Rubisco capacity in supplying carbon resources to cell metabolism. Due to technical difficulties to separate CO₂ influx through PEPc or Rubisco, PEPc contribution to CO₂ uptake was never confirmed *in vivo* and quantified under O₃. Here, we quantified changes in *in vivo* PEPc activity in O₃-treated poplars using method based on photosynthetic discrimination against ¹³C ($\Delta^{13}\text{CO}_2$) measurements and modeling. A lower $\Delta^{13}\text{CO}_2$ was observed in O₃-treated poplars compared to control. This decrease was accompanied by a lower mesophyll conductance. However, taking into account changes in mesophyll conductance in the model did not explain the changes in $\Delta^{13}\text{CO}_2$ under elevated O₃. Only an enhanced *in vivo* PEPc activity was able to match modeled and measured $\Delta^{13}\text{CO}_2$ values. Presently, focus is set on the fate of carbon fixed by PEPc across primary metabolism to reveal PEPc-specific metabolic pathways that may contribute to the overall plant-detoxifying arsenal.

This work is supported by a grant from Region Lorraine to A.G. and A.G., and Y.J. are supported by the French National Research Agency through the Laboratory of Excellence ARBRE (ANR-12- LABXARBRE-01).

Keywords: oxidative stress; carbon uptake; photosynthetic discrimination; PEPc; poplar

Effects of long-term ambient ozone exposure on xylem morphology of O₃ sensitive poplar treated with ethylenediurea (EDU)

Giovannelli A.⁽¹⁾, Anichini M.⁽¹⁾, Traversi M.L.⁽¹⁾, Hoshika Y.⁽²⁾, Paoletti E.⁽²⁾

⁽¹⁾IVALSA-CNR, Via Madonna del Piano 10, Sesto Fiorentino, 50019, Italy. ⁽²⁾IPSP-CNR, Via Madonna del Piano 10, Sesto Fiorentino, 50019 Italy

Wood quality is influenced by many environmental and biotic stressors. Although O₃ is considered one of the most important environmental stressor affecting plant growth, the knowledge on the effects of long-term ambient ozone exposure on wood quality is limited. The chemical ethylenediurea, N-[2-(2-oxo-1 imidazolidinyl)ethyl]-N0- phenylurea (abbreviated as EDU) is used to prevent foliar O₃ injury and to study O₃ effects on woody plants. While the protective effect of EDU against O₃ injury was widely demonstrated in short-term experiments (usually < 2 years), the aim of this study is to study the effects of long-term (6 years) ambient O₃ exposure and EDU treatment on xylem morphology, the main trait for wood quality. Transverse sections of 8–12 µm thickness were dissected out from the last two formed woody rings of the O₃ sensitive poplar clone 'Oxford' (*Populus maximoviczii* Henry x *berolinensis* Dippel) growing at the experimental site of Antella (Central Italy) and subjected for six years (2007-2014) to different treatments: a) WAT (not-protected trees) as ambient O₃ exposure; b) EDU (protected trees) as O₃ protection by weekly soil drenches of EDU solution at concentration of 450 ppm. Xylem morphology traits were analysed by a Nikon Eclipse 800E light microscope connected to a Nikon DS-Fi2 microscope camera. Vessels and fibres density, length and lumen cross-section were measured and frequency distribution analysed. Theoretical Hydraulic Conductivity (K_{st}) and hydraulic diameter (d_H) were calculated as proxy of hydraulic efficiency of the xylem in WAT and EDU plants. The results highlight the importance to investigate the effects of O₃ on xylem morphology and forecast wood properties of trees and hydraulic vulnerability of the xylem under future climate and O₃ pollution.

Keywords: vessel density, fibre length, xylem hydraulic efficiency, *Populus maximoviczii*, woody ring

Evidence of impacts of ozone on ecosystem services of grasslands

Felicity Hayes, Gina Mills, Harry Harmens, Katrina Sharps, Ed Rowe

Centre for Ecology & Hydrology, Environment Centre Wales, Bangor LL57 2UW, UK

Ozone pollution can directly or indirectly cause impacts on many ecological processes that underpin ecosystem services. Over recent years we have performed many experimental studies on the impacts of ozone on grassland vegetation in solardomes. Here we collate datasets from these to provide evidence for ozone impacts on ecosystem services provided by grasslands. The ecosystem services included in this overview are 'supporting', 'provisioning', 'regulating' and 'cultural'. Presented evidence includes: *Impacts of ozone on flower numbers and timing (cultural and regulating services)*. Our results show that several iconic species show a strong decline in flower number with increasing ozone concentration and flux, including harebell (*Campanula rotundifolia*). These results have recently been used to establish critical levels for ozone in Europe. Timing of maximum flowering was significantly advanced by ozone in *Lotus corniculatus*. *Above- and below-ground biomass (supporting and regulating services)*. We have shown that ozone can reduce whole plant photosynthesis, and in addition, following early leaf senescence carbon allocation can be altered to maintain above-ground biomass at the expense of roots. *Litter quantity and quality (supporting services)*. Ozone has been shown to alter the chemical composition of plant material, including the timing, quantity and quality of litter. This can subsequently affect nutrient cycling and other soil processes. *Water cycling (supporting services)*. In addition to alterations in stomatal responses to environmental stimuli following ozone exposure we have shown changes in the water-holding capacity of soils, linked to changes in root biomass. In addition, impacts on provisioning services are considered using effects of ozone on pasture quality and quantity. A case study of how this could affect lamb production in the UK is presented. This showed that modest increases in ozone concentration could have large impacts on lamb production in regions where lamb numbers are high, due to the negative impact on pasture quality.

Keywords: grasslands, flowering, ecosystem services, root biomass, nutrient cycling

Soil water availability affects ozone risk assessment in three European oaks

Yasutomo Hoshika⁽¹⁾, Barbara B. Moura⁽²⁾, Marco Ammoniaci⁽³⁾, Martina Margari⁽³⁾, Elisa Carrari⁽¹⁾, Elena Paoletti⁽¹⁾

⁽¹⁾IPSP-CNR, Via Madonna del Piano 10, I-50019 Sesto Fiorentino, Italy. ⁽²⁾Department of Plant Biology, Institute of Biology, University of Campinas (UNICAMP), Campinas SP, Brazil. ⁽³⁾Università di Firenze, Dipartimento di Gestione dei Sistemi Agrari, Alimentari e Forestali (GESAAF), Via S. Bonaventura, 13, 50145 Firenze, Italy

In semi-dry ecosystems such as in Mediterranean climate, two main co-occurring climate change factors emerge, i.e. drought and ozone (O₃) pollution. Limited water availability usually occurs concurrently with climatic conditions that favor O₃ photochemical production, i.e. high sunlight and high temperature. To derive ozone (O₃) dose-response relationships for three European oak species (*Quercus ilex*, *Q. pubescens* and *Q. robur*) under a range of soil water availability, an experiment was carried out in an ozone FACE (Free-Air Controlled Exposure) facility. The ozone FACE facility is located at Sesto Fiorentino, near Florence, central Italy (43° 48' 59" N, 11° 12' 01" E, 55 m a.s.l.). Two-year-old seedlings of potted *Q. ilex*, *Q. pubescens* and *Q. robur* were grown under the combination of three levels of O₃ (1.0, 1.2 and 1.4 times the ambient concentration) and three levels of water irrigation (1.2, 0.6, 0.12 L day⁻¹) from June to October 2015. Total biomass losses were estimated relative to a hypothetical clean air at the pre-industrial age, i.e. at 10 ppb as daily average (M24). A stomatal conductance model was parameterized with inputs from the three species for calculating the stomatal O₃ flux. Exposure-based (M24, W126 and AOT40) and flux-based (POD_{0.3}) dose-response relationships were estimated and critical levels (CL) were calculated for a 5% decline of total biomass. Results show that water availability can significantly affect O₃ risk assessment. In fact, flux-based approach explained better the dose-response relationships than exposure-indices when combining results in different water regimes. In a simplified approach where species were aggregated on the basis of their O₃ sensitivity, the best metric was POD_{0.5}, with a CL of 6.8 mmol m⁻² for the less O₃ sensitive species *Q. ilex* and *Q. pubescens*, and of 3.5 mmol m⁻² for the more O₃ sensitive species *Q. robur*.

Keywords: ozone, drought, water stress, risk assessment, oak, biomass

Plant-insect interaction of elm seedlings treated with $(\text{NH}_4)_2\text{SO}_4$ spray grown under free-air O_3 fumigation

Shota Okamoto⁽¹⁾, Tetsuto Sugai⁽¹⁾, Evgenios Agathokleous^(1,2), Chaokun Zhang⁽²⁾, Norikazu Eguchi⁽¹⁾, **Takayoshi Koike**⁽¹⁾

⁽¹⁾Silviculture & Forest Ecology, Hokkaido University, Sapporo 062-0041, Japan. ⁽²⁾JSPS research fellow at Hokkaido Research Center, Forestry & Forest Products Research Institute, Sapporo 062- 8516, Japan

Dutch elm disease was found in mature elm trees in Sapporo, northern Japan at around 2005. Not large trees but intermediate size trees had been dead in Hokkaido University campus. Dead trees were slightly suppressed and grown near walkway. We considered the reason why declining symptom occurred. Ground level ozone concentration (O_3) has been increasing in northeastern part of Asia. Elevated O_3 reduces photosynthetic activities and consequently plant defense capacities would be suppressed. Moreover nitrogen deposition (N ; now ammonium sulfate is dominant in $\text{PM}_{2.5}$) is increasing and changes growth of many kinds of trees. We fumigated O_3 (70 nmol/mol) and sprayed N as a form of fog (50kgN/ha·yr). We monitored seasonal trend of the grazing damages caused by insect herbivore in the site. We found major insects on elm leaves were follows: leaf beetle of elm (*Pyrrhalta maculicollis*) and alder (*Agelastica coerulea*), and Japanese Argidae (*Arge captiva*). Elm leaf beetle started to graze June to the end of September. Alder leaf beetle was found latter part of July to mid September. Argidae grazed from mid July to the end of September. This insect made oviposition for two times: mid-July and late September. We compared visiting frequency of these insects (elm leaf beetle and Argidae) to host individuals. At the peak season of insect grazing, grazing of elm and alder leaf beetle was tended to be increased by N but was significantly reduced by O_3 . This tendency is the same for alder leaf beetle on Japanese white birch. According to analysis of the plant defense chemicals, concentration of total phenolics of leaves was higher at elevated O_3 . N concentration was higher in leaves with N sprayed. These leaves are suitable food for insects. However, Argidae grazed significantly leaves at elevated O_3 but not N sprayed. Sprayed ammonium sulfate was accumulated at leaf edge and induced to be dead. This dead part of a leaf may inhibit grazing leaves due to the behavior of grazing by Argidae: This insect grazes from leaf edge. Efficiency of photosynthetic oxygen evolution (PS II) was reduced by increased N. Moreover, Chl (a +b) increased by N sprayed. Based on our findings, we may conclude vigor and health of elm trees would be reduced by elevated O_3 and increased N.

Keywords: Leaf phenology, elm, elevated O_3 , increased nitrogen deposition, leaf beetles, Japanese Argidae

Reversible photoinhibition in purple- and green-leafed sweet basil (*Ocimum basilicum*) exposed to ozone

Lucia Guidi, Elisa Pellegrini, **Marco Landi**, Lorenzo Cotrozzi, Giacomo Lorenzini, Cristina Nali

Department of Agriculture, Food and Environment, University of Pisa, Via del Borghetto 80, 56124, Pisa, Italy

A research was conducted to investigate the physiological response of two cultivars of sweet basil (*Ocimum basilicum*) characterized by the different colour of leaves (Purple Ruffle, PR, red, and Green Ruffle, GR, green) to realistic ozone (O_3) dosages (60, 80 and 100 $nL L^{-1}$ for 3 or 5 h). The aim was to evaluate the influence of anthocyanins on the oxidative stress induced by the pollutant in relation to their photoprotective and antioxidant capacity. At the end of the exposure and during the recovery in filtered air, chlorophyll *a* fluorescence and gas exchange were analysed on mature leaves. Overall, PR showed a lower sensitivity to O_3 as compared to GR as testimony by the appearance of minute roundish browning necrosis only on both the surfaces of the fully-expanded leaves of GR. Chlorophyll *a* fluorescence analysis revealed differences in the responses of genotypes to O_3 . The potential PSII photochemical efficiency (F_v/F_m ratio) significantly changed in PR only at the highest O_3 dose (0.77 and 0.76 in comparison to ~0.80 in controls, respectively at 3 and 5 h). However, this ratio recovered 2 h after the end of the fumigation reaching the values of controls. Differently, GR showed a decrease in F_v/F_m at all the dosages (excluded the lowest 60 $nL L^{-1}$ for 3 h) and the values did not recover until 3 h after the end of the fumigation (100 $nL L^{-1}$, independently of the duration). Analysis of gas exchanges revealed differences in the response of the two cultivars to O_3 (80 $nL L^{-1}$ for 5 h), which negatively affected CO_2 photoassimilation more in GR (-54%) than in PR (-28%), but no differences in stomatal conductance were observed (-46 and -52%, in PR and GR, respectively). A detailed analysis of the mechanisms involved in the reversible photoinhibition is discussed.

Keywords: O_3 , photosynthesis, PSII, chlorophyll *a* fluorescence, gas exchange, visible injury, photochemical efficiency

Radial growth response to ozone exposure and uptake of sessile oak (*Quercus petraea*) in Mihaesti Level II Forest Monitoring plot, Romania

Stefan Leca, Diana Pitar, Ionel Popa, Ovidiu Badea

National Institute for Research and Development in Forestry “Marin Dracea” (INCDS), Eroilor Blvd. 128, Voluntari, 077190, Romania

In order to determine specific effects of ozone on sessile oak mature trees, especially in the presence of co-varying influence of other environmental factors, continuous measurements of ozone concentrations, meteorological parameters and tree growth were performed during the 2012-2016 growing seasons in Mihaesti level II plot (405 m a.s.l.). The main species are sessile oak (*Quercus petraea*) – 80% and beech (*Fagus sylvatica*) – 20%, the mean temperature having values of approximately 10°C in all years and the precipitation quantity ranging between 562 mm (2013) and 628 mm (2016). Fluxes of ozone were calculated as described in UNECE Manual (2010), using CCE parameters for the “generic” deciduous tree species, except for which real observations were used. Hourly growth data from four trees were processed as described in Deslauriers et al. (2011). Daily and cycardian cycle basal area increments for each tree were calculated. Growth data was partially correlated (Kendall test) with AOT40 at daily/cycle level, with meteorological parameters as controlling variables. AOT40 calculated for the growing season had decreasing values, from 12.7 ppm in 2012, 9.9 ppm in 2014 to 5.1 ppm in 2016. Although not statistically significant, negative correlations between daily/cycle growth and AOT40 appeared in 2012, 2013 and in 2014. Multiple regression analysis showed a reduction in 2012 daily growth up to 2% due to ozone for 3 of the trees. Further analysis will be performed and presented.

Keywords: radial growth, ozone concentrations, AOT40, level II forest monitoring, growing season

Physiological and ecological consequences of changes in volatile plant emissions induced by elevated atmospheric ozone and CO₂ concentrations

Merlier E.⁽¹⁾, Bagard M.⁽¹⁾, Puga-Freitas R.⁽¹⁾, Boissard C.⁽²⁾, Leitao L.⁽¹⁾, Repellin A.⁽¹⁾, Hansart A.⁽³⁾, Chollet S.⁽³⁾, Staudt M.⁽⁴⁾, **Leymarie J.**⁽¹⁾

⁽¹⁾iEES Paris UMR 7618 - Université Paris Est Créteil - 61 avenue du Général de Gaulle, F-94010 CRETEIL Cedex, France. ⁽²⁾LSCE CEA Saclay - CNRS UMR 8212 Orme des Merisiers Bâtiment 701 F-91191 Gif-sur-Yvette. ⁽³⁾CEREEP-ECOTRON Ile de France UMS 3194, 11 chemin de Busseau, F-77140 Saint Pierre lès Nemours, France. ⁽⁴⁾CEFE - CNRS UMR 5175 Montpellier, Campus du CNRS, 1919 route de Mende, F-34293 Montpellier, France

Volatile organic compounds (VOC) emitted from terrestrial vegetation constitute complex olfactory environments (odorscapes) and play major roles in the interactions between organisms. Insects for instance, extract essential cues for their reproduction from their olfactory environment. Plant VOC production and emission are affected by environmental parameters, such heat and drought. As part of ODORSCAPE, a research program funded by French ANR, the effects of combined elevated atmospheric ozone and CO₂ concentrations on plant VOC production are studied, by assessing the stress-induced variations in the VOC emissions and in the corresponding biosynthesis pathways. Two crops representative of temperate agro-ecosystems, maize and poplar, are considered in this study. For CO₂, 400 ppm or 800 ppm are applied to plants, starting at the germination step for maize and at the acclimatization step for poplar, while 30 ppb or 110 ppb of ozone are applied on fully developed plants, during 6h of the photoperiod, for 2 weeks. At the end of the four treatment combinations, photosynthetic and gas exchange parameters, and VOC emissions are measured and will be related to changes in the potential activity of key enzymes in the major VOC biosynthetic pathways (such as the lipoxygenase, mevalonate and methylerythritol phosphate pathways) and carbon fixing metabolisms (RubisCO and PEP carboxylase). This will allow us to evaluate the extent of photosynthetic carbon allocation toward VOC biosynthesis pathways in response to both elevated ozone and CO₂. In addition, the stress-induced odorscapes will be tested for their effects on olfaction of herbivorous insects at gene, neural coding and behavior levels. Together, the results of this multidisciplinary project should reveal new aspects of the ecological consequences of climate change.

Keywords: elevated CO₂, tropospheric ozone, maize, poplar, plant volatile organic compounds (VOC), VOC biosynthesis pathways, insect behaviour

Estimating the contribution of urban woody plants to the removal of atmospheric pollution: a species-specific case study in Italy

Yasutomo Hoshika⁽¹⁾, Elisa Carrari⁽¹⁾, Jenki Katata⁽²⁾, **Jacopo Manzini**⁽³⁾, Furio Forni⁽⁴⁾, Elena Paoletti⁽¹⁾

⁽¹⁾ Institute of Sustainable Plant Protection, National Research Council, Sesto Fiorentino, Italy. ⁽²⁾ JAEA, Japan. ⁽³⁾ University of Florence. ⁽⁴⁾ Regione Toscana

A consolidated consensus is now available about the important role of plants in removing air pollutants in the cities. Selecting the right species for urban green infrastructure, however, is still a critical step for a proper planning, due to fragmented knowledge about the species-specific ability of ameliorating air quality. In this work, we collected all knowledge available in the literature and filled the modelling gaps in order to develop an approach suitable to be applied to any city in the world. As a case study, we selected the main cities of the Tuscany Region in Italy. Average data on local pollution and meteorology were used as input into the models. We hypothesized that the plants were isolated, not pruned and healthy. For each woody plant species (trees and shrubs) used in these cities, we estimated the size at maturity (50 years), the balance of ozone (by summing up potential ozone formation based on the emission of volatile organic compounds, and the surface and stomatal deposition of ozone), the total deposition of nitrogen dioxide (stomatal and non-stomatal), the deposition of particles (PM10 and PM2.5) and the uptake and storage of carbon dioxide. All these variables were finally merged into a species air-quality index (SAQI), to summarise the overall ability of the individual woody species in ameliorating urban air pollution. Out of the 278 available species, data in the literature were missing for around 100 species, suggesting further experimental studies are needed. Results suggested that the best species are those with large crowns at maturity and high stomatal conductance e.g. *Fagus sylvatica* and *Acer pseudoplatanus*, while the worst species show little crowns and high emission of volatile organic compounds, e.g. *Prunus* and *Cornus* sp. For instance, an adult plant of *Quercus petraea* shows one of the highest ozone uptake (33.81 g/tree/day) but an even higher potential ozone formation (38.55 g/tree/day). This kind of knowledge will help urban planners and managers of cities with priority issues of air quality in selecting the best species and avoiding the species that are not well suited to these issues.

Keywords: Urban forests, urban trees, urban pollution

Variable ozone episodes influence on yield and physiology in old and new wheat accessions under a climate change regime with elevated temperature and CO₂

Hansen EM⁽¹⁾, Launay M⁽²⁾, Rose P⁽²⁾, Hauggaard-Nielsen H⁽¹⁾ and **Mikkelsen TN⁽³⁾**

⁽¹⁾RUC Roskilde university, Department of People and Technology, Universitetsvej 1, Building: 09.2, DK-4000 Roskilde, Denmark. ⁽²⁾US1116 AGROCLIM, INRA, centre de recherche PACA, 228, route de l'Aérodrome, CS 40 509, Domaine Saint Paul, Site Agroparc, 84914 Avignon Cedex 9, France. ⁽³⁾Atmospheric Environment, DTU Environmental engineering, Technical University of Denmark, Building 115, DK - 2800 Kgs. Lyngby, Denmark

Air pollution effects on vegetation have always been modified by the environment, but in the future crops will be exposed to a, so far, unseen increase in atmospheric carbon dioxide concentration. In addition, other environmental parameters will change e.g. air temperature. These variables will unlikely influence the plant responses to ozone episodes, but the outcome is hard to predict from single factor experiments, since the interaction between parameters is, among other things, depending of timing of ozone episodes and plant development stage. This study, part of the EU Climate Café project, will present the results from a phytotron experiment with three varieties of spring wheat (*Triticum aestivum* L.) varieties of European origins (Lennox, currently used in southern France, KWS Bittern, currently in use in Germany and Denmark and Lantvete, a Swedish landrace) separated into 8 treatments that were grown in 6 different atmospheres. The following environmental conditions were set: Temperature levels (12 /19 °C and 17/ 24 °C night and day resp.), Light level was app. 400 $\mu\text{mol m}^{-2} \text{s}^{-1}$, day length 16 h, two concentrations of CO₂ (400 and 700 ppm) and three ozone settings: no ozone, episodic ozone and full time ozone. The ozone concentration target in the chambers was 80-100 ppb. We fitted eight climate treatments in the six chambers. We are looking at the impact of ozone and global change under current conditions and that of 2050, as well as the factors of this warming tested separately. Our results show a negative impact of ozone on growth and yields, and the current climate (control) is showing the highest yield. The wheat varieties showed a general response pattern, but with different impact on yield. Warmer temperatures decreases crop yield, and increased CO₂ concentration only partly counterbalance the influence of ozone. Under our experimental conditions, a reduction of about 30% in yields is envisaged between today (2017) and the year 2050.

Keywords: Climate change, climate interaction, CO₂ concentration, Ozone, warming, wheat varieties, yield

Effects of water deficiency and elevated ozone on root traits of three oak species

Tanja Mrak⁽¹⁾, Ines Štraus⁽¹⁾, Tine Grebenc⁽¹⁾, Jožica Gričar⁽¹⁾, Yasutomo Hoshika⁽²⁾, Giulia Carrero⁽³⁾, Elena Paoletti⁽²⁾, Hojka Kraigher⁽¹⁾

⁽¹⁾Slovenian Forestry Institute, Večna pot 2, Ljubljana, 1000, Slovenia ⁽²⁾Institute for Sustainable Plant Protection, National Research Council of Italy (IPSP-CNR), Via Madonna del Piano 10, Sesto Fiorentino, 50019, Italy ⁽³⁾Institute of Biometeorology, National Research Council of Italy (IBIMET-CNR), Via Gobetti 101, Bologna, 40129, Italy

In many areas of the world, plants are increasingly subjected to water deficiency in combination with elevated levels of tropospheric ozone. Tree roots are largely neglected in studies of combined effects of both stressors, although their role in water and nutrient absorption is crucial for tree growth and survival. Seedlings of three oak species with different strategies for water use (*Quercus ilex*, *Q. pubescens* and *Q. robur*) were exposed to a combination of water deficiency and ozone stress at a free air ozone exposure facility in Italy. After one growth season, they were destructively sampled. Ectomycorrhizal communities were analysed by morpho-anatomical and molecular tools. Fine roots (< 2 mm) were scanned and analysed with WinRhizo to obtain root morphological parameters. Cross-sections were prepared from 2 mm roots, observed under the light microscope and anatomical features analysed. Fine and coarse roots were dried and weighted to obtain dry weight. Observed effects were root trait specific. Ectomycorrhizal species richness and community composition were significantly affected by combination of ozone and water deficiency in all three species. Due to water deficiency, smaller mean fine root diameter and increased proportion of the thinnest roots (0.0-0.1 mm) were detected in *Q. robur*, while elevated ozone reduced the proportion of the thinnest roots in *Q. pubescens*. Elevated ozone levels resulted in reduced vessel tangential diameter and vessel area in *Q. ilex* and in increased vessel density in all three oak species. Combined effects of ozone and water were detected in bark to secondary xylem ratio. Coarse root biomass was smaller in water deficient seedlings of *Q. pubescens* and *Q. robur*. Observed effects have a potential to affect water, nutrient and carbon cycling in oak forests subjected to combined stressors.

Keywords: trees, stress combinations, drought, fine roots, ectomycorrhiza

Complex responses of volatile organic compound emission to realistic levels of ozone and drought stress in three oak species

Giulia Carriero⁽¹⁾, Elena Paoletti⁽²⁾, Cecilia Brunetti⁽³⁾, Mauro Centritto⁽³⁾, Francesco Ferrini⁽⁴⁾, Yasutomo Hoshika⁽²⁾

⁽¹⁾CNR-IBIMET, Istituto di Biometeorologia, via Piero Gobetti, 101, I-40129, Bologna Italy. ⁽²⁾CNR-IPSP, Istituto per la Protezione Sostenibile delle Piante via Madonna del Piano 10, I-50019 Sesto Fiorentino, Italy. ⁽³⁾CNR-IVALSA, Istituto per la valorizzazione del legno e delle specie arboree, via Madonna del Piano 10, I-50019 Sesto Fiorentino, Italy. ⁽⁴⁾DISPAA, Dipartimento di Scienze Produzioni Agroalimentari e dell'Ambiente Università degli Studi di Firenze, viale delle Idee 30, I-50019 Sesto Fiorentino, Italy

Plants emit biogenic volatile organic compounds (BVOCs) that are important precursors of secondary pollutants such as ozone (O₃) and organic aerosol. The role of stressors in affecting BVOC emission from plant leaves is still unclear, as both stimulation and inhibition have been recorded. In addition, most of experiments have investigated individual stressors under artificial conditions. Here, we assessed the interactive seasonal effects of O₃ and drought exposure on the BVOC emissions from three oak species showing different O₃ sensitivity, water requirements and BVOC emission patterns. Stomatal regulation types during drought go from isohydric plants – that avoid low leaf water potential by closing stomata - to anisohydric plants – that keep their stomata open and endure lower water potentials. The isohydric isoprene-emitting *Quercus robur* L. is a main component of deciduous broadleaved forests of Europe, and is more O₃-tolerant than the anisohydric monoterpene-emitting *Q. ilex* L., an evergreen Mediterranean oak. The intermediate isoprene-emitting *Q. pubescens* Willd. is a deciduous oak distributed in Southern Europe. We worked in an ozone FACE (free air controlled exposure) facility under ambient conditions where only O₃ and water availability were manipulated. We successfully tested the following hypotheses: (1) the combined effects of O₃ and drought on BVOCs emission from oaks is additive and not synergistic; (2) these effects are more severe in the most O₃- and drought-sensitive species; and (3) direction and magnitude of the effects are affected by the time of the growing season.

Keywords: BVOC sampling, drought, elevated O₃ monoterpenes emission, O₃ FACE facility, free air controlled exposure, oak species

Isoprene response to increasing ozone concentrations in Oxford 'O₃-sensitive' poplar clone grown in enhanced nitrogen and phosphorus soil content

Elena Paoletti⁽¹⁾, Federico Brilli⁽¹⁾, Rita Baraldi⁽²⁾, Yasutomo Hoshika⁽¹⁾, Lu Zhang⁽³⁾, Elisa Carrari⁽¹⁾, Silvano Fares⁽⁴⁾

⁽¹⁾IPSP-CNR, Via Madonna del Piano 10, I-50019 Sesto Fiorentino, Italy. ⁽²⁾IBIMET-CNR, Via Gobetti 101, 40125 Bologna, Italy. ⁽³⁾College of Horticulture and Landscape Architecture, Northeast Agricultural University, 59 Changjiang Road 600, 150030, Harbin, China. ⁽⁴⁾FL-CREA, Viale S. Margherita 80, 52100, Arezzo, Italy

Tropospheric ozone (O₃) has been recognized as a significant toxic air pollutant that causes deleterious effects on plants. Such effects may be mitigated by the soil nutritional status. In recent years, nitrogen (N) deposition to forest ecosystems has been rapidly increased. Together with excess of N, phosphorus (P) is considered to be a key limiting factor for tree growth. Isoprene is a major volatile organic compound emitted at high rates by adult and fully expanded poplar leaves and may play an antioxidant role in protecting plants against O₃ stress. However, the interactive effects of O₃, and enhanced N and P soil content on isoprene emission are still not investigated. Here, for the first time, we have examined both the response of plant performances and isoprene emission in O₃-sensitive poplar clone (Oxford, *Populus maximoviczii* Henry × *berolinensis* Dippel) grown under various concentration of O₃, and different amounts of N and P in soil. The experiments were carried out in a last-generation O₃ FACE (Free-Air Controlled Exposure) facility located in Sesto Fiorentino (Florence, Italy). Isoprene emission varied across the growing season. In early summer (July), isoprene emission increased either under exposure to elevated O₃ concentrations (+14% in 1.5 x ambient concentration (1.5AA), +32% in 2.0AA) or by N fertilization (+12%). However, later in the growing season (September-October) the stimulation of isoprene emission due to enhanced N in soil was impaired by the level of O₃ concentration. In fall, isoprene emission declined under increasing O₃ (-60% in 1.5AA, -69% in 2.0AA). Although significant effects of P on the emission rate was not found, P fertilization tended to sustain isoprene emission under 2.0AA. Isoprene emissions and photosynthetic CO₂ assimilation rates declined in parallel in fall. At the same time, O₃ declined the percentage of photosynthetically assimilated carbon that was re-emitted as isoprene. Overall, enhanced N and P amount in soil did not mitigate the inhibition on isoprene emission due to increasing O₃ concentration while increased isoprene emission in early summer and decreased isoprene emission in fall in response to O₃ suggests that the latter induces early senescence.

Keywords: poplars, isoprene, ozone, nitrogen, phosphorus

Siberian pine and fir decline in the southern Siberian mountains: hypotheses and investigations

Parfenova Elena, Bazhina Elena, Shvetsov Eugene, Tchebakova Nadezhda

Forest Institute of FRC KSC SB RAS, Academgorodok, 50/28, Krasnoyarsk, 660036
Russia

The mountains of South Siberia are located in the center of the Asian continent and stretches sublatitudinally for three thousand kilometers. Their elevations reach more than 3000 meters. The mountains are the barriers for intercepting moisture-bearing air masses that create favorable conditions for growing of water-loving tree species Siberian pine (*Pinus sibirica* Du Tour) and Siberian fir (*Abies sibirica* Ledeb.). These tree species are shade tolerant and named by darkleaf conifers in Russian geobotanic classifications. From the 1970s scientists observed damage and decline of these darkleaf coniferous forests at middle-to-high elevations. The damage was expressed by necroses of branches with generative organs, by the linear and radial increment decrease, by chloroses, necroses and premature needle falls, the occurrence of stem rot. There exist several hypotheses to explain this phenomenon: - decline of water-loving darkleaf conifers is associated with climate change (aridization). We found from the temperature and rainfall trends for the last 50 years did not change enough across the highlands to cause die-back of Siberian pine and fir; - anthropogenic environmental pollution (various gas emissions, acid rainfall). Specific investigations did not detect increased concentrations of technogenic elements in needles, soils and snow over the mountains; - trees are affected by phytopathogens (*Armillaria mellea*, *Heterobasidion annosum*, etc.); - trees are affected by invasive insect pests. Foresters and ecologists are skeptical about diseases and insect attacks to be the primary causes and consider them as consequences of already weakened trees; - recently, the hypothesis emerged that dark coniferous forest die-backs over the southern Siberian mountains may be associated with the ozone layer depletion caused by tropical volcano eruptions. The increased shortwave ultraviolet radiation (UV-B) that follows the depleted concentration of stratospheric ozone in turn may damage the plant photosynthetic and reproductive apparatus. We hypothesise that the increased ozone concentration in the near-surface air layer may additionally amplify the damage and die-back of the middle-to-high mountain forests.

Keywords: forest forming conifer tree species, climate change, ozone concentration, UV-B

Potential roles of WRKY transcription factors in regulating oxidative protection and signalling in *Salvia officinalis* plants exposed to ozone

Alessandra Marchica, Romina Papini, Mariagrazia Tonelli, Ferruccio Filippi, **Elisa Pellegrini**, Giacomo Lorenzini, Cristina Nali, Rodolfo Bernardi

Department of Agriculture, Food and Environment, University of Pisa, Via del Borghetto 80, Pisa, 56124, Italy

Tropospheric ozone (O₃) is a global air pollutant that causes negative effects on plant metabolism, physiology and growth. Because of its strong oxidative potential, O₃ has a large spectrum of biocidal activities by inducing plant signal molecules that can mediate the stimulation of secondary answers at genetic and metabolic level. The objective of this work is to elucidate the potential roles of WRKY transcription factors in regulating oxidative protection and signalling in *Salvia officinalis* (sage, one of the most well-known aromatic herbs) exposed to a single pulse of O₃ (200 ppb, 5 h day⁻¹) in controlled environmental conditions. At the end of the treatment, leaves appeared symptomless. Minute chlorotic spots were recognizable 48 h from the beginning of the exposure and especially on the adaxial leaf surface. To identify WRKY transcriptional factors genes involved in the oxidative burst, BLASTX analysis against the current assembly of the *S. miltiorrhiza* sequence genome was performed using *Arabidopsis* WRKY protein sequences as queries. A total of 14 gene sequences were predicted for sage WRKYs. The relative expression assessment of WRKY genes were analysed by quantitative real-time reverse transcription-PCR and carried out in asymptomatic leaves. Four WRKY were highly induced by O₃ at different time-points. WRKY11 and WRKY46 were significantly up-regulated after 2 h from the beginning of exposure. WRKY4 and WRKY5 have altered expression levels at the end of treatment (about 2-fold higher that controls). Only WRKY23 was significantly down-regulated by O₃. No significant expression level changes were observed during the recovery period. This result suggests that WRKYs can be important components in the complex signalling processes during O₃ responses. In particular, they could act as redox-responsive sequences and, consequently, as promoter elements specific for O₃ perception/signal transduction. Furthermore, transcriptional and metabolic relationships will be elucidated.

Keywords: Oxidative stress, sage, signalling molecules, lipoxygenase activity, reactive oxygen species, phytohormones, antioxidant response

Photosynthetic performance, oxidative injury and growth of pomegranate plants under salt and ozone stress

Alessandra Podda⁽¹⁾, Antonella Calzone⁽²⁾, Elisa Pellegrini⁽²⁾, Giacomo Lorenzini⁽²⁾, Biancaelena Maserti⁽¹⁾, Cristina Nali⁽²⁾, Elisa Carrari⁽¹⁾, Yasutomo Hoshika⁽¹⁾, Elena Paoletti⁽¹⁾

⁽¹⁾Institute for Sustainable Plant Protection, National Research Council, Via Madonna del Piano 10, Florence, 50019, Italy. ⁽²⁾Department of Agriculture, Food and Environment, University of Pisa, Via del Borghetto 80, Pisa, 56124, Italy

Plants are exposed to a broad range of environmental stresses under natural conditions including ozone (O₃) and salinity. The combinations of more stressors are common and may have strong impact. The progressive salinization of irrigated lands can limit crop production in the Mediterranean basin. One-year-old plants of *Punica granatum* L. cv. Dente di cavallo were exposed to two levels of O₃ (1.0 and 2.0 times the ambient O₃ concentration: AA and 2.0 × AA) and two levels of salinity (0 and 50 mM NaCl) for three consecutive months in an O₃ free air controlled exposure facility. The aim of the work was to evaluate the cross-talking mechanisms between the two stressors. At the end of the experiment, plants showed leaf yellowing (i.e. typical salt-induced symptoms) and developed visible stipples of browning tissue localized in the interveinal adaxial leaf area (i.e. typical O₃-induced symptoms). Leaf and root dry weight decreased in plants exposed to 2.0 × AA (-15 and -23% in comparison to AA, respectively) and subjected to salt stress (-2 and -10%, respectively). The effects induced by O₃ were twinned with the alteration of the potential PSII photochemical efficiency (-12%), the production of reactive oxygen species (ROS) [hydrogen peroxide concentrations (H₂O₂) were 2-fold higher than AA] and the accumulation of proline (Pro, +46%). Similarly, salinity induced a reduction of the photochemical efficiency of PSII in light conditions (-10%), an oxidative burst (as confirmed by the increase of H₂O₂, +5%) and a rise of Pro (+41%). However, the combination of both stressors determined an opposite effect including minor propagation of ROS, lesser modulation of Pro and slight impairment of PSII (-12, -7 and -3%, respectively). The possible “antagonistic” interactions between O₃ and salt will be elucidated.

Keywords: O₃, salinity, *Punica granatum*, reactive oxygen species, photosynthesis, proline, symptoms

What we can't see in the urban forest ecosystem: greenhouse gases or its precursors

Margarita Préndez⁽¹⁾, Horacio Bown⁽²⁾, Iván Farías⁽¹⁾, Claudia Egas⁽¹⁾

⁽¹⁾Facultad de Ciencias Químicas y Farmacéuticas, Universidad de Chile, Santiago, PM8380492, Chile. ⁽²⁾Facultad de Ciencias Forestales y de la Conservación de la Naturaleza, Universidad de Chile, Santiago, PM8380492, Chile

Increasing urban trees and green areas is becoming a greater priority for all boroughs within cities and towns throughout Chile. Our team is working with a group of native and exotic trees to provide scientific insight to support management decisions, particularly into greenhouse gases (CO₂, H₂O, CH₄, O₃, N₂O), gas exchange in plants (CO₂ and H₂O), volatile organic compounds (VOCs) as precursors of O₃, and particulate matter retention by plants. First results show that the use of perennial native trees as opposed to deciduous exotic fast growing trees in cities of Central Chile may be highly beneficial. First of all, as water use efficiency, or the moles of H₂O released to the atmosphere compared to the moles of CO₂ uptake by the photosynthesis, is relatively stable for C₃ plants at about 300-500 mol H₂O per mol⁻¹ CO₂, fast growing exotic plants would consume large amounts of water compared to the more conservative native trees, in an environment of climate change. Second, deciduous exotic trees would lose all their foliage through autumn and winter when particulate matter (PM), is at its peak, so that they will be incapable of intercepting any of the PM while native evergreen trees will do the opposite. Third, we have shown that various exotic deciduous trees would emit larger quantities of VOCs producing greater amounts of tropospheric O₃ with known effects on human and plant health. Native and exotic studied trees generally emit small amounts of CH₄ in spring and summer, the day around double the night, while urban soils would sequester CH₄, although the CH₄ balance in these ecosystems is still under study. A better knowing of the pros and cons of each tree species within the city, provided by scientific research, will better contribute decision makers to carry out better and sounder urban planning.

Keywords: Greenhouse gases, gas exchange in plants, particulate matter, volatile organic compounds (VOCs), urban trees and green areas, Chile

Biomonitoring of anthropogenic volatile organic compounds in a urban arboreal species. Santiago de Chile

Margarita Préndez⁽¹⁾, Horacio Bown⁽²⁾, Mauricio Araya⁽³⁾

⁽¹⁾Facultad de Ciencias Químicas y Farmacéuticas, Universidad de Chile, Santiago, PM8380492, Chile. ⁽²⁾Facultad de Ciencias Forestales y de la Conservación de la Naturaleza, Universidad de Chile, Santiago, PM8380492, Chile. ⁽³⁾Instituto de Salud Pública de Chile

Volatile organic compounds (VOCs) are chemical species that actively participate in the formation of photochemical oxidants like as tropospheric ozone and secondary aerosols (SOA). In the Metropolitan Region, Chile, anthropogenic VOCs, represent the third largest contribution in gaseous emissions; it is reported that their toxic or mutagenic characteristics cause a serious damage to human health and decrease the growth and development of plant species. Urban green areas play an important role in the quality of life of the population and within the urban ecology they deliver varied benefits. On the other hand, there is little international information related to the possibility of capturing atmospheric pollutants through the leaves of trees exposed to defined sources of pollution, specifically for anthropogenic VOCs; in Chile, there is no information. The purpose of this work is to study the impact of anthropogenic VOCs emitted by the distribution of fuels. A petrol distribution service station located in the commune of Vitacura was selected, the area where the official monitoring stations of the Region report the highest concentrations of ambient tropospheric ozone; samples of *Platanus orientalis* were collected at different distances from the gas distribution center during austral spring (November) and summer (March). Samples were pulverized with a cryogenic mill; certain amount was weighed for the analysis (triplicate) to take it to a vial of headspace; the remaining material was stored as a counter sample. Determination and quantification of each chemical species were done through the use of analytical equipment GC / MSD. Preliminarily, it was possible to identify chemical species belonging to Organic Range of Gasoline (GRO: range 6-10C), specifically benzene, toluene, xylenes, ethylbenzene and other chemical species that need to be confirmed, in leaves of individual.

Ozone and climate change impacts on Southern European forests: MITIMPACT project concept

Proietti C.⁽¹⁾, Tagliaferro F.⁽²⁾, Giannetti F.⁽²⁾, Ebone A.⁽²⁾, De Marco A.⁽⁴⁾, Sicard P.⁽⁵⁾, Hoshika Y.⁽¹⁾, Carrari E.⁽¹⁾, Anav A.⁽¹⁾, Grosa M.⁽⁶⁾, Clemente M.⁽⁶⁾, Bardi L.⁽⁶⁾, De Maria R.⁽⁶⁾, Ciriani M.L.⁽⁷⁾, Dalstein-Richier L.⁽⁷⁾, Paoletti E.⁽¹⁾

⁽¹⁾National Research Council, CNR, Via Madonna del Piano 10, I-50019 Sesto Fiorentino, Florence, Italy. ⁽²⁾IPLA (Istituto per le Piante da Legno e l'Ambiente), Corso Casale 476, 10132 Turin, Italy. ⁽³⁾Council for Agricultural Research and Agricultural Economy Analysis (CREA) - Research Centre for the Soil-Plant System, Via della Navicella 2-4, I-00184 Rome, Italy. ⁽⁴⁾Italian National Agency for New Technologies, Energy and the Environment (ENEA), C.R. Casaccia, Via Anguillarese 301, I-00123 S. Maria di Galeria, Rome, Italy. ⁽⁵⁾ACRI-HE, 260 route du Pin Montard BP234, 06904 Sophia Antipolis-cedex, France. ⁽⁶⁾ARPA Piemonte, Italy. ⁽⁷⁾GIEFS (Groupe International d'Etudes des Forêts Sud-européennes), Avenuedes Hespérides, 06300 Nice, France

Climate change and air pollution are two significant stressors affecting forest health and vitality of European forests. Mediterranean area has been identified as one of the most prominent "Hot-Spots" in future climate change projections and is seriously affected by air pollution, in particular ozone (O₃). The MITIMPACT ALCOTRA project aims to quantify ozone impacts on 42 forest test sites distributed in South East France and Northwest Italy, by evaluating ecosystem health (e.g. crown defoliation and visible foliar injury) and ecosystem services, as well as their vulnerability at medium (year 2035) and long term (year 2055, 2085). The project area can be considered as a case study for the assessment of global change impacts in Mediterranean forests. Based on dose-response functions, new appropriate thresholds to protect Mediterranean forest against the negative effect of O₃ will be recommended. In particular, the influence of soil water availability on the effective dose of O₃ entering into the stomata, the so called Phytotoxic Ozone Dose with a threshold Y (POD_Y) will be estimated. Moreover, O₃-related forest damages will be economically assessed and mitigation strategies will be identified on the basis of cost-benefit analysis. This innovative aspect of the project can be particularly useful to provide cost-effective measures for forest management in preparation to future climate conditions.

Keywords: Ozone, Mediterranean forest ecosystem, soil water limitation, ecosystem health indicators, mitigation strategies, POD_Y, climate scenarios

The importance of soil water availability on stomatal conductance regulation: implications for tropospheric ozone

Proietti C.⁽¹⁾, Anav A.⁽¹⁾, De Marco A.⁽²⁾, Paoletti E.⁽¹⁾

⁽¹⁾Institute for Sustainable Plant Protection (CNR-IPSP), Via Madonna del Piano 10, Sesto Fiorentino (Florence), Italy. ⁽²⁾Italian National Agency for New Technologies, Energy and the Environment (ENEA), C.R. Casaccia, S. Maria di Galeria, Italy

Soil moisture and water stress play a pivotal role in regulating stomatal behaviour of plants; however, in the last decade, the role of water availability was often neglected in atmospheric chemistry modelling studies as well as in integrated risk assessments, despite through stomata plants remove a large amount of atmospheric compounds from the lower troposphere. The study aims to evaluate the effects of soil water limitation on stomatal conductance and to assess the resulting changes in atmospheric chemistry testing various hypotheses of water uptake by plants in the rooting zone. We use a multi-model system to reproduce the meteorological conditions and the concentration of gases in the troposphere, specifically the WRF (Weather Research and Forecast Model) regional meteorological model and the CHIMERE chemistry-transport model. The inclusion of soil water stress leads to a reduction of stomatal conductance and thus, the amount of ozone removed by dry deposition is lower. As an example, the amount of ozone removed by dry deposition in one year without considering any soil water limitation to stomatal conductance is about 8.5 TgO₃, while considering a dynamic layer that ensures plants to maximize the water uptake from soil, we found a reduction of about 10% (7.7 TgO₃), affecting, the concentration of gases remaining into the lower atmosphere. Our results highlight the importance of improving the parameterizations of processes occurring at plant level (i.e. from the soil to the canopy) as they have significant implications on concentration of gases in the lower troposphere and consequently on risk assessment studies.

Keywords: Ozone, soil water limitation, dry deposition, CTM

Isoprene contribution to ozone production in a context of climate change in a *Quercus pubescens* forest

Amélie Saunier^(1,2), Elena Ormeño⁽¹⁾, Damien Piga⁽³⁾, Alexandre Armengaud⁽³⁾, Christophe Boissard⁽⁴⁾, Juliette Lathière⁽⁴⁾, Sophie Szopa⁽⁴⁾, Anne-Cyrielle Génard-Zielinski^(1,4), Catherine Fernandez⁽¹⁾

⁽¹⁾Aix Marseille Univ, Univ Avignon, CNRS, IRD, IMBE, Marseille, France. ⁽²⁾ Department of Environmental and Biological Sciences, University of Eastern Finland, P.O. Box 1627, 70211 Kuopio, Finland. ⁽³⁾ Air PACA, 146 rue Paradis, Bâtiment Le Noilly Paradis, 13294 Marseille, Cedex 06, France. ⁽⁴⁾ Laboratoire des Sciences du Climat et de l'Environnement, LSCE/IPSL, CEA-CNRS-UVSQ, Université Paris-Saclay, F-91191 Gif-sur-Yvette, France

Tropospheric ozone is a strong pollutant, which can affect human health, agricultural yields as well as ecosystems functioning. This compound can come from the reaction between isoprene, the most emitted Biogenic Volatile Organic Compound (BVOC), and nitrogen oxides (NOx) coming from anthropogenic emissions. For instance, it has been estimated that between 16 and 20% of ozone comes from isoprene emissions in Mediterranean region. This proportion could change in the future with climate change since it has been demonstrated that isoprene emissions can increase, decrease or remains unchanged according to drought. Moreover, there is still a lack of knowledge about the effect of a recurrent drought (applied during several years) on isoprene emissions. In this study, we wanted to evaluate the impact of climate change, expected in Mediterranean region, on isoprene emissions as well as on ozone concentration. Isoprene emissions factors of *Quercus pubescens* were measured, at the branch level, during the first and the third year of a simulated amplified drought expected with climate change (exclusion of 30% of natural rain). An increase of isoprene emissions was observed after the first year whereas a decrease was highlighted after 3 years of drought. Then, CHIMERE model was used to forecast ozone concentration according to three scenarios: a REF scenario (based on summer 2003 known to be extreme in terms of temperature), a Short Drought scenario (after 1 year of drought, +83% isoprene emissions) and a Recurrent Drought scenario (after 3 years of drought, -26% isoprene emissions). Our results showed that short term involved an increase of ozone concentration up to 28.8 µg.m⁻³ compared to REF scenario whereas, with recurrent drought scenario, a decrease up to 10.1 µg.m⁻³ was observed. Our results indicate that more than drought itself, the duration is an important factor to take into account for ozone modelling.

Keywords: recurrent drought, climate change, isoprene emissions, ozone

Ozone exposure- and flux-based response relationships with photosynthesis, leaf morphology and biomass in two poplar clones

Bo Shang^(1,2), Zhaozhong Feng^(1,2), Pin Li^(1,2), Xiangyang Yuan^(1,2), Yansen Xu^(1,2), Vicent Calatayud^(1,3)

⁽¹⁾State Key Laboratory of Urban and Regional Ecology, Research Center for Eco-Environmental Sciences, Chinese Academy of Sciences, Shuangqing Road 18, Haidian District, Beijing 100085, China; ⁽²⁾College of Resources and Environment, University of Chinese Academy of Sciences, Beijing 100049, China; ⁽³⁾Fundación CEAM, c/ Charles R. Darwin 14, Parque Tecnológico, 46980 Paterna, Valencia, Spain

Poplar clones 546 (*P. deltoides* cv. '55/56' × *P. deltoides* cv. 'Imperial') and 107 (*P. euramericana* cv. '74/76') were exposed to five ozone concentrations in 15 open-top chambers (OTCs). Both ozone exposure (AOT40, accumulation over a threshold hourly ozone concentration of 40 ppb) and flux-based (POD7, Phytotoxic Ozone Dose above an hourly flux threshold of 7 nmol O₃ m⁻² PLA s⁻¹) response relationships were established with photosynthesis, leaf morphology and biomass variables. Increases in both metrics showed significant negative relationships with light-saturated photosynthesis rate, chlorophyll content, leaf mass per area, actual photochemical efficiency of PSII in the light and root biomass but not with stomatal conductance (g_s), leaf and stem biomass. Ozone had a greater impact on belowground than on aboveground biomass. The ranking of these indicators from higher to lower sensitivity to ozone was: photosynthetic parameters, morphological index, and biomass. Clone 546 had a higher sensitivity to ozone than clone 107. The coefficients of determination (R^2) were similar between exposure- and flux-based dose-response relationships for each variable. The critical levels (CLs) for a 5% reduction in total biomass for the two poplar clones were 14.8 ppm h for AOT40 and 9.8 mmol O₃ m⁻² PLA (projected leaf area) for POD7. In comparison, equivalent reduction occurred at much values in photosynthetic parameters (4 ppm h for AOT40 and 3 mmol O₃ m⁻² PLA for POD7) and LMA (5.8 ppm h for AOT40 and 4 mmol O₃ m⁻² PLA for POD7). While in recent decades different CLs have been proposed for several plant receptors especially in Europe, studies focusing on both flux-based dose-response relationships and CLs are still scarce in Asia. This study is therefore valuable for regional O₃ risk assessment in Asia.

Keywords: Ozone, Dose-response relationships, Sensitivity, Critical level, Poplar

ICP Vegetation smart-phone App for recording incidences of ozone injury on vegetation

Katrina Sharps⁽¹⁾, Gina Mills⁽¹⁾, Jim Bacon⁽²⁾, Harry Harmens⁽¹⁾, Felicity Hayes⁽¹⁾

⁽¹⁾Centre for Ecology & Hydrology, Environment Centre Wales, Bangor LL57 2UW, UK;

⁽²⁾Centre for Ecology & Hydrology, Lancaster Environment Centre, Lancaster, LA1 4AP

Exposure of vegetation to ozone pollution can cause visible injury on the leaf surface of ozone-sensitive species. In 2007, the ICP Vegetation published a report documenting over 500 incidences of visible ozone injury on crops, grassland species and shrubs growing in the field under ambient air conditions in 17 countries of Europe (Hayes *et al.*, 2007). Field-based evidence is needed to verify predictions from experiments and to validate risk maps. It also demonstrates the negative impact of ambient ozone to policy makers. To build upon the evidence gathered in the 2007 report, we have developed an ozone smart-phone App, with the aim of creating a global database of injury records. The App, suitable for use on iPhones, Android or Windows phones, allows participants to upload photographs of ozone injury and the coordinates of the location where the injury was detected. There is also an online recording form, for those without a smart-phone. Users are asked a series of questions designed to assist with quality assurance, including details on their previous experience of identifying ozone damage and recent weather conditions. For guidance, the App also contains an 'Ozone Information' section, which provides details of the key visible injury symptoms and example photographs for a variety of different species. Since its development in 2014, we have received injury records from Europe, the USA and Asia for 20 different species. We are keen for many more people to take part to increase the number of records we receive from around the world. One way to collect evidence and report it via the App is to expose sensitive ozone species (SOS) to ambient air, and upload the injury photos. Information on how to download the App and a method for exposing sensitive ozone species are available on the ICP Vegetation website: <http://icpvegetation.ceh.ac.uk/record/index>.

Keywords: Smart-phone App; visible ozone injury; ICP Vegetation; field evidence; sensitive ozone species (SOS)

Reference

Hayes, F., Mills, G., Harmens, H., Norris, D. (2007) Evidence of widespread ozone damage to vegetation in Europe (1990 – 2006). Programme Coordination Centre of the ICP Vegetation, Centre for Ecology and Hydrology, Bangor, UK. ISBN 978-0-9557672-1-0.

Modelling BVOC potential emission from energy crops – a case study in Brandenburg, Germany

Tommaso Stella⁽¹⁾, Michael Berg⁽¹⁾, Felix Wiß⁽²⁾, Rüdiger Grote⁽²⁾, Claas Nendel⁽¹⁾

⁽¹⁾Leibniz Centre for Agricultural Landscape Research (ZALF), Institute of Landscape Systems Analysis, Müncheberg, Germany. ⁽²⁾Karlsruhe Institute of Technology, Institute of Meteorology and Climate Research – Atmospheric Environmental Research (KIT/IMK-IFU), Garmisch-Partenkirchen, Germany

Biogenic volatile organic compounds (BVOCs) emitted from vegetation have significant effects on the atmosphere, playing a primary role in formation of tropospheric ozone. As BVOC emissions vary with species, the relative abundance of different crops in the landscape is a major factor determining the contribution of agriculture to ozone pollution. The global mandate of developing renewable energy is promoting widespread adoption of bioenergy crops. For some of them, recent experimental work made available data for calibration of BVOC emission models at the field scale. On these bases, we upscale here –by means of process-based simulation– potential BVOC emissions from maize and rapeseed in the German state of Brandenburg, where such emissions are dominated by agriculture. The crop model MONICA was extended to simulate monoterpene and isoprene emissions from the canopy, according to alternate approaches differing in structure and mechanisms. The model was calibrated using data from field experiments carried out in Dedelow, NE Germany, where BVOC fluxes from maize and rapeseed were monitored during the growing seasons 2015-2016. The model is then applied over the entire state of Brandenburg in the period 1995-2012. Each crop is simulated as monoculture over a 1 km² resolution grid covering the study area. The ultimate mechanistic description of the processes underlying the emission of BVOCs from vegetation is yet to come, as their physiological controls remain partially unresolved. However, this does not prevent emission models to achieve acceptable performance. The coupling with a full-blown crop model allows for the dynamic quantification of factors that influence patterns in BVOC emissions, such as the amount of photosynthetically active radiation reaching the leaf surface, phenological development and possible stressors the crop is exposed to. At the scale of the study area, this approach lays the foundations for BVOC emissions budgets from established energy crops.

Keywords: BVOC, energy crops, simulation models, MONICA

Effects of ozone on two larch species treated with ammonium sulfate or salt loading

Tetsuto Sugai⁽¹⁾, Wang Yannan⁽¹⁾, Tsubo Natsumi⁽¹⁾, Chaokun Zhang⁽²⁾, Toshihiro Watanabe⁽²⁾, Kazuhito Kita⁽³⁾, and Takayoshi Koike⁽¹⁾

⁽¹⁾Silviculture and Forest Ecological Studies, Hokkaido University, Sapporo, Hokkaido, 060-8589, Japan. ⁽²⁾Laboratory of Plant Nutrition, Hokkaido University, Sapporo, Hokkaido, 060-8589, Japan. ⁽³⁾Forestry Research Institute, Hokkaido Research Organization (HRO), Bibai, Hokkaido 079-0166, Japan

The ground-level ozone (O₃) concentration has been increasing especially in Northeast Asian region. Elevated O₃ reduces growth and suppresses many physiological processes. In addition, the amount of nitrogen (N) deposition has been increased in Asian region. Effects of N deposition, especially N loading on soil, can promote tree growth and physiological activities in short-term but the excess deposition could also cause nutrient imbalances and acidification in soil i.e. N saturation. Much worse, soil salinization area has been increased due to global warming, especially low precipitation region in the northeastern China. At the wide area of soil salinization in Northeast China, they may employ larch species for making forest plantation. Therefore, we studied on effects of elevated O₃ on larch species grown under high N loading and salinity soil. Here, we investigated on two larch species (Japanese : larch *L. kaempferi*, hybrid larch F₁ : *L. gmelinii* var. *japonica* x *L. kaempferi*). Japanese larch (*L. kaempferi*) has been major afforestation species in Northeast Asian because its high growth rate and adaptability to harsh conditions. However, it has been suffering from biotic stresses, e.g. grazing by voles. To overcome difficulties, we developed hybrid larch F₁ (*L. gmelinii* var. *japonica* x *L. kaempferi*). These seedlings, which were exposed to elevated O₃ [60 nmol O₃ mol⁻¹] in open-top chambers (OTCs), were treated with ammonium sulfate [50 kgN ha⁻¹ yr⁻¹] or salt [NaHCO₃ and NaCl] loading. We mainly discuss on the responses the growth of them for the future afforestation.

Keywords: Combination effect, Ground level O₃, Nitrogen deposition, Salinity, Species difference, Larch

Effects of elevated ozone concentration on CH₄ and N₂O emission from paddy soil with two Chinese rice cultivars under fully open-air field conditions

Haoye Tang⁽¹⁾, Gang Liu⁽¹⁾, Jianguo Zhu⁽¹⁾, Kazuhiko Kobayashi⁽²⁾

⁽¹⁾State Key Laboratory of Soil and Sustainable Agriculture, Institute of Soil Science, Chinese Academy of Sciences, Nanjing 210008, China. ⁽²⁾Graduate School of Agricultural and Life Sciences, The University of Tokyo, 1-1-1 Yayoi, Bunkyo-ku, Tokyo 113-8657, Japan

We investigated the effects of elevated ozone concentration (E-O₃) on CH₄ and N₂O emission from paddies with two rice cultivars (inbred Yangdao 6 (YD6) and hybrid II-you 084 (IY084)) under fully open-air field conditions in China. A mean 26.7% enhancement above the ambient ozone concentration (A-O₃, 33.7 ppb) significantly reduced the whole-plant biomass by 13.2%, root biomass by 34.7%, dissolved organic carbon in soil solution by 12.3% and CH₄ emission by 29.6%, on average of the two cultivars. Significant varietal difference in CH₄ emission response to E-O₃ was detected in tiller stage because E-O₃ significantly reduced the maximum tiller number of IY084 (-16.5%, P = 0.0311) but that effect was not significant with YD6 (-4.1%, P = 0.2231). Additionally, we found E-O₃ reduced seasonal mean NO_x flux by 5.7% and 11.8% with IY084 and YD6, respectively, but the effects were not significant in statistical. Our field study has thus supported the findings in controlled-environment chambers that increasing ozone concentration might mitigate the global warming potential of CH₄, and indicated that the response of tiller number to E-O₃ should be considered in selecting rice cultivars for mitigating CH₄ emissions from paddy soils.

Keywords: CH₄ emission, N₂O emission, elevated ozone, rice cultivar, biomass, paddy soil, FACE

Diurnal and phenological variations of O₃ and CO₂ fluxes of winter wheat canopy under short-term O₃ exposure

Lei Tong⁽¹⁾, Xiaoke Wang⁽²⁾, Hang Xiao⁽¹⁾

⁽¹⁾Ningbo Urban Environment Observation and Research Station-NUEORS, Chinese Academy of Sciences, 88 Zhongke Road, Ningbo, 315830, China. ⁽²⁾Research Center for Eco-Environmental Sciences, Chinese Academy of Sciences, 18 Shuangqing Road, Beijing, 100085, China

A dynamic chamber system was designed to measure simultaneously the diurnal and phenological canopy ozone (O₃) and carbon dioxide (CO₂) fluxes in the winter wheat field under different O₃ concentrations (0, 40, 80 and 120 nmol mol⁻¹). On the diurnal timescale, canopy fluxes usually peaked around noon in early growing stages, while a generally decreasing trend from morning to afternoon was observed in the later stages. O₃ and CO₂ fluxes were positively and negatively correlated with O₃ concentration, respectively. Significant differences were observed in O₃ fluxes but CO₂ fluxes among O₃ treatments. On the phenological timescale, both O₃ and CO₂ fluxes followed the variation of leaf area index (LAI) with the maximum occurring simultaneously at the booting stage. The daytime mean fluxes varied from 10.6 to 17.2 nmol m⁻² s⁻¹ for O₃ and from 5.9 to 19.6 μmol m⁻² s⁻¹ for CO₂. Quantitatively important O₃ deposition (3.1~11.6 nmol m⁻² s⁻¹) was also observed at night with the ratios being about 40~70 % relative to the daytime O₃ fluxes for most measuring days, which indicates a significant contribution from non-stomatal components to canopy O₃ removal.

Keywords: chamber system; ozone; carbon dioxide; flux; phenology; *Triticum aestivum*

Effect of ozone and/or EDU on Pinto bean plants' metabolism

Vasiliki Vougeleka⁽¹⁾, Georgia Ntatsi⁽²⁾, Costas J. Saitanis⁽¹⁾, Konstantinos A. Aliferis⁽³⁾, John F. Kalampokis⁽³⁾, Evgenios Agathokleous⁽⁴⁾, Dimitrios Savvas⁽²⁾

⁽¹⁾Laboratory of Ecology & Environmental Science, Agricultural University of Athens, Iera Odos 75, 11855, Athens, Greece, ⁽²⁾Laboratory of Vegetable Production, Agricultural University of Athens, Iera Odos 75, 11855, Athens, Greece, ⁽³⁾Laboratory of Pesticide Science, Agricultural University of Athens, Iera Odos 75, Athens, Greece. ⁽⁴⁾Hokkaido Research Center, Forestry and Forest Products Research Institute (FFPRI), Forest Research and Management Organization, 7 Hitsujigaoka, Sapporo, Hokkaido, 062-8516, Japan

Ambient ozone (O₃) is considered one of the most widespread phytotoxic air pollutants across the globe. Its levels in the atmosphere are continuously increasing, threatening natural and agricultural ecosystems. It is well documented that ozone enters through stomata, affects plants' metabolism, causes oxidative stress and foliar injury and finally yield reduction. Ethylenediurea (EDU) prevents acute and chronic injury due to ozone stress in various plant species; however, its exact mechanism of action has not been elucidated yet. Metabolomics is a new approach on systems biology, which studies the changes of the intermediates and the final products of metabolism. Here, effects of O₃, EDU and O₃ x EDU interaction on plants' metabolism were investigated. To this purpose, three week-old plants, of the sensitive to ozone bean (*Phaseolus vulgaris* L.) cultivar Pinto were treated with EDU or water and, after 24 hours, were exposed either to ozone (70 ppb) or to charcoal filtered air for 4 hours. Samples of leaf tissues were taken from the first trifoliolate (fully expanded) leaf of the plants on the end of the exposure. The experiment was conducted in controlled environment chambers under laboratory conditions. Gas chromatography-mass spectrometry (GC/EI/MS) metabolomic analysis was performed. The data were compared to databases (KEGG, NIST) for compounds identification. The findings were further submitted to multifactorial analysis (OPLS-DA). Metabolomic analysis detected 179 metabolic characters, of which 149 were identified compounds (this, in terms of concentrations, corresponds to 95% of the total metabolic amount). Major plant biosynthetic pathways were either up or down-regulated in response to O₃, EDU and O₃ x EDU. The concentration of many important bioactive metabolites, such as compounds with antioxidant role (GABA, 4-coumarate, etc.) or signal transduction molecules (ethylene, etc.) were affected. The major important results will be extensively presented.

Keywords: Phaseolus, GABA, 4-Coumarate, ethylene

P42

Penconazole: A potential ozone protectant of plants? A metabolomics approach

Vasiliki Vougeleka⁽¹⁾, Georgia Ntatsi⁽²⁾, Konstantinos A. Aliferis⁽³⁾, Costas J. Saitanis⁽¹⁾, John F. Kalampokis⁽³⁾, Evgenios Agathokleous⁽⁴⁾, Dimitrios Savvas⁽²⁾

⁽¹⁾Laboratory of Ecology & Environmental Science, Agricultural University of Athens, Iera Odos 75, 11855, Athens, Greece, ⁽²⁾Laboratory of Vegetable Production, Agricultural University of Athens, Iera Odos 75, 11855, Athens, Greece, ⁽³⁾Laboratory of Pesticide Science, Agricultural University of Athens, Iera Odos 75, Athens, Greece. ⁽⁴⁾Hokkaido Research Center, Forestry and Forest Products Research Institute (FFPRI), Forest Research and Management Organization, 7 Hitsujigaoka, Sapporo, Hokkaido, 062-8516, Japan

Several agrochemicals have been tested as antiozonants and some of them have been found to offer, as a side effect, a kind of protection to plants against ozone phytotoxicity. The near ground level ozone, is gradually increasing over the decades, and is known to cause adverse effects in plants as a result of metabolic disturbances. Metabolomics is among the innovative methods used, nowadays, in studies dealing with the influence of xenobiotics in plants. In this study, we conducted a metabolomics analysis, in order to investigate the potential protective effects of Penconazole against O₃ in plants. To this purpose, seeds, of the sensitive to ozone *Phaseolus vulgaris* L. cv Pinto, were planted in pots and placed in two walk-in chambers, fed with charcoal filtered air, under controlled environment conditions (T: 27 °C, RH: 65-70%, Photoperiod: 14L/10D). When they were three weeks' old, the plants of each chamber, were sprayed either with Penconazole or with water. After 24h, the plants of the one chamber were fumigated by ozone (35 µg/m³ x 4 hours), while the plants of the other chamber served as control. At the mid (2h) and at the end (4h) of the exposure, samples of leaf tissues were taken from the first trifoliate (fully expanded) leaf of the plants, from both chambers. Samples were submitted to gas chromatography-mass spectrometry (GC/EI/MS) for metabolomic analysis. Bioninformatic tools were used to identify the given chromatographs. Multivariate analysis of metabolic profiles resulted completely distinct groups, differentiating the O₃ and Penconazole treated plants from their control counterparts. The analysis revealed significant main and interaction effects of both (ozone and Penconazole) factors. Some biosynthetic pathways were either up or down-regulated while other remained undisturbed. Complex and contrasting effects were also observed in the concentrations of bioactive metabolites (like linoleate, GABA, L-ornithine, trehalose, ethylene, etc.).

Keywords: Phaseolus, GABA, trehalose, ethylene, linoleate

Effects of elevated tropospheric ozone and N fertilisation on greenhouse gas emission and net ecosystem carbon exchange in British grasslands

Jinyang Wang⁽¹⁾, Felicity Hayes⁽²⁾, Gina Mills⁽²⁾, David R. Chadwick⁽¹⁾, Davey L. Jones⁽¹⁾

⁽¹⁾School of Environment, Natural Resources & Geography, Bangor University, Bangor, Gwynedd LL57 2UW, UK ⁽²⁾Centre for Ecology & Hydrology, Environment Centre Wales, Bangor, Gwynedd LL57 2UW, UK

Rising ozone (O₃) concentration and nitrogen (N) fertilisation can affect plant growth differently, whereas their effects on soil greenhouse gas emission and ecosystem carbon dynamics remain uncertain. Here, we investigated effects of elevated tropospheric O₃ (e[O₃]) and N fertilisation on CH₄ and N₂O emission from the lowland and upland grasslands under fully open-air field conditions in North Wales, UK. For each grassland site, intact soil cores were collected and placed inside the rings of O₃ exposure. A two-level factorial experiment with three replicate was established. From May 2017 to this April, we measured the fluxes of soil CH₄ and N₂O emission. Using the static-chamber method, we measured net ecosystem carbon exchange (NEE) and ecosystem respiration (R_{eco}) across the growing season. Soil moisture, soil temperature, and solar radiation were monitored simultaneously. Our preliminary results showed that CH₄ uptake rates were significantly higher in the upland grassland (-10.11 to $-3.21 \mu\text{g C m}^{-2} \text{h}^{-1}$) than in the lowland grassland (-20.82 to $-16.78 \mu\text{g C m}^{-2} \text{h}^{-1}$; $P < 0.001$), whereas it was not affected by either e[O₃] or N addition. Similar to N addition ($P = 0.024$), e[O₃] significantly stimulated soil N₂O emission ($P = 0.0013$), especially for the lowland grassland with higher flux rates (1.23 to $8.89 \mu\text{g N m}^{-2} \text{h}^{-1}$) than that from the upland grassland (0.81 to $5.48 \mu\text{g N m}^{-2} \text{h}^{-1}$). R_{eco} was significantly increased by an average of 19% under N addition, and there was a marginal interaction between e[O₃] and N addition ($P = 0.089$), especially for the lowland grassland. Across all treatments, N addition significantly increased the aboveground biomass of both grasslands by c. 40%, despite the absence of effects of e[O₃] and grassland type. Taken together, our current results that rising tropospheric [O₃] may have negative impacts on soil N₂O emission and ecosystem carbon balance.

Keywords: semi-natural grassland; elevated ground-level ozone; greenhouse gases; fertiliser management; soil respiration; GEP

Relationships of CO₂ assimilation rates with exposure- and flux-based O₃ metrics in three urban tree species

Yansen Xu^(1,2), Bo Shang^(1,2), Xiangyang Yuan^(1,2), Zhaozhong Feng^(1,2), Vicent Calatayud^(1,3)

⁽¹⁾State Key Laboratory of Urban and Regional Ecology, Research Center for Eco-Environmental Sciences, Chinese Academy of Sciences, Shuangqing Road 18, Haidian District, Beijing 100085, China. ⁽²⁾College of Resources and Environment, University of Chinese Academy of Sciences, Beijing 100049, China. ⁽³⁾Fundación CEAM, c/ Charles R. Darwin 14, Parque Tecnológico, 46980 Paterna, Valencia, Spain

The relationships of CO₂ assimilation under saturated-light conditions (A_{sat}) with exposure- (AOTX, Accumulated Ozone exposure over a hourly Threshold of X ppb) and flux-based (POD_Y, Phytotoxic Ozone Dose over a hourly threshold Y nmol. m⁻². s⁻¹) O₃ metrics was studied on three common urban trees, *Fraxinus chinensis* (FC), *Platanus orientalis* (PO) and *Robinia pseudoacacia* (RP). Parameterizations for a stomatal multiplicative model were proposed for the three species. RP was the species showing lower species-specific maximum stomatal conductance (g_{max}) and experiencing lower cumulative O₃ uptake along the experiment, but in contrast it was the most sensitive to O₃. POD_Y was slightly better than AOTX metric at estimating R- A_{sat} changes for PO and RB but not for FC. The best fittings obtained for the regressions between relative A_{sat} (R- A_{sat}) and AOTX for FC, PO and RP were 0.904, 0.868, and 0.876, when the thresholds of X were 60 ppb, 55 ppb and 30 ppb, respectively. However, AOT40 performed also well for all of them, with R² always >0.83. For POD_Y, the highest R² values for FC, PO and RB were 0.863, 0.897 and 0.911 at thresholds Y=7, 5 and 1, respectively. Given the potentially higher O₃ removal capacity of FC and PO by stomatal uptake and their lower sensitivity to this pollutant with regard to RP, the former two species would be appropriate for urban gardens and areas where O₃ levels are high. Parameterization and modeling of stomatal conductance for the main urban tree species may provide reliable estimations of the stomatal uptake of O₃ and other gaseous pollutants by vegetation, which may support decision making on the most suitable species for green urban planning in polluted areas.

Keywords: Ozone, Photosynthesis, Flux-response relationships, China, urban trees

Ozone pollution impacts on crops and forests in China

Huiyi Yang⁽¹⁾, Nadine Unger⁽¹⁾, Stephen Sitch⁽¹⁾, Zhaozhong Feng⁽²⁾, Leung Felix⁽¹⁾, Hong Liao⁽³⁾

⁽¹⁾College of engineering mathematics and physical sciences, University of Exeter, Exeter, EX4 4QF, UK. ⁽²⁾Research Center for Eco-Environmental Sciences, Chinese Academy of Sciences, Beijing, 10085, China. ⁽³⁾School of Environmental Science & Engineering, Nanjing University of Information Science & Technology, Nanjing, 210044, China

Global mean tropospheric ozone concentration has been predicted to double over the rest of this century, predominantly due to emissions associated with fossil fuel and biomass burning. Tropospheric ozone is known to have detrimental effects on carbon uptake by land ecosystems through damaging photosynthesis, thereby reducing plant growth and biomass accumulation, limiting crop yields, and affecting stomatal control over plant transportation of water vapour between the leaf surface and atmosphere. The current and future food production in China is highly vulnerable to high levels of ozone concentration; however, it remains unclear how the different plant functional types (PFTs) and crops respond to increased concentrations of ozone for different regions only based on a single ozone flux (e.g. stomatal conductance). The UK Met Office land surface JULES-crop model represents a set of 9 PFTs characterised by leaf traits, including Leaf Mass Area (LMA), and a marginal cost of water-use parameter. Linking ozone sensitivity to LMA provides a powerful unifying explanation for variation in plant ozone sensitivity, and make the modelling of ozone plant damage at the large-scale become possible. In this work, results will be presented based on JULES-crop for China using a resolution up to 0.5 degrees and calibrated and validated with multiple measurement datasets (FACE etc.). Results will be presented illustrating the effect of predicted increased ozone levels (e.g. LMA-ozone) on net primary productivity (NPP) and main crop (Rice, Maize, Wheat, and Soybean) yield for China. An estimation of ozone effect on PFTs and crop yield under future scenarios and present day will also be shown.

Keywords: JULES-crop, PFTs, NPP, crop yield, China

P46

Effects of nutrient availability on O₃-caused damage of poplar Oxford clone

Lu Zhang^(1,2), Yasutomo Hoshika⁽²⁾, Elisa Carrari⁽²⁾, Elena Paoletti⁽²⁾, Ovidiu Badea⁽³⁾, Isaac Tasap⁽⁴⁾, Lorenzo Bussotti⁽⁴⁾

⁽¹⁾College of Horticulture and Landscape Architecture, Northeast Agricultural University, Changjiang Road 600, Harbin, 150030, China. ⁽²⁾Institute of Sustainable Plant Protection, National Research Council of Italy, Via Madonna del Piano 10, Florence, I-50019, Italy. ⁽³⁾INCDS, B-dul Eroilor 128, Voluntari, Ilfov, Romania. ⁽⁴⁾University of Florence, Piazza di San Marco 4, 50121, Florence, Italy.

Ozone pollution is often associated with nitrogen (N) deposition because nitrogen oxides (NO_x) are the main O₃ precursor. In addition, N deposition may limit the availability of phosphorus (P) through soil acidification. However, to our knowledge, there are only few reports about the impacts of N and P availability individually or in combination on the O₃-caused damage of forest species. In the present study, the potential impacts of N and/or P enrichment on poplar Oxford clone under different O₃ concentrations in a free air controlled exposure (FACE) system were investigated. Compared to AA (ambient O₃ concentration), O₃ decreased total annual biomass by 18% in 1.5xAA and 23% in 2.0xAA. Nitrogen enrichment changed the response of total annual biomass to O₃, but P addition did not. The O₃×N×P interaction on biomass was significant indicated that the combination of N and P enrichment affected the O₃-caused biomass loss. Ozone decreased the leaf amount and increased the number of leaf trace. When P levels were low and medium, N addition mitigated the O₃-caused leaf loss, but it was aggravated by N enrichment under high P. In August, plant injury index (PII) was much higher in 1.5xAA and 2.0xAA than in AA. Under 2.0xAA, the addition of N decreased PII. During the same period, net photosynthetic rate was decreased by elevated O₃ and the relative loss in 1.5 xAA could be alleviated by N addition. At the end of the growth season, Fv/Fm and performance index (PI) were reduced by 2.0xAA, while the addition of N or P singly mitigated the relative loss. In summary, nutrient availability and O₃ are interrelated to change the visible injury, phenology, photosynthesis and biomass. The imbalance of N and P should be emphasized for forest protection under O₃ pollution.

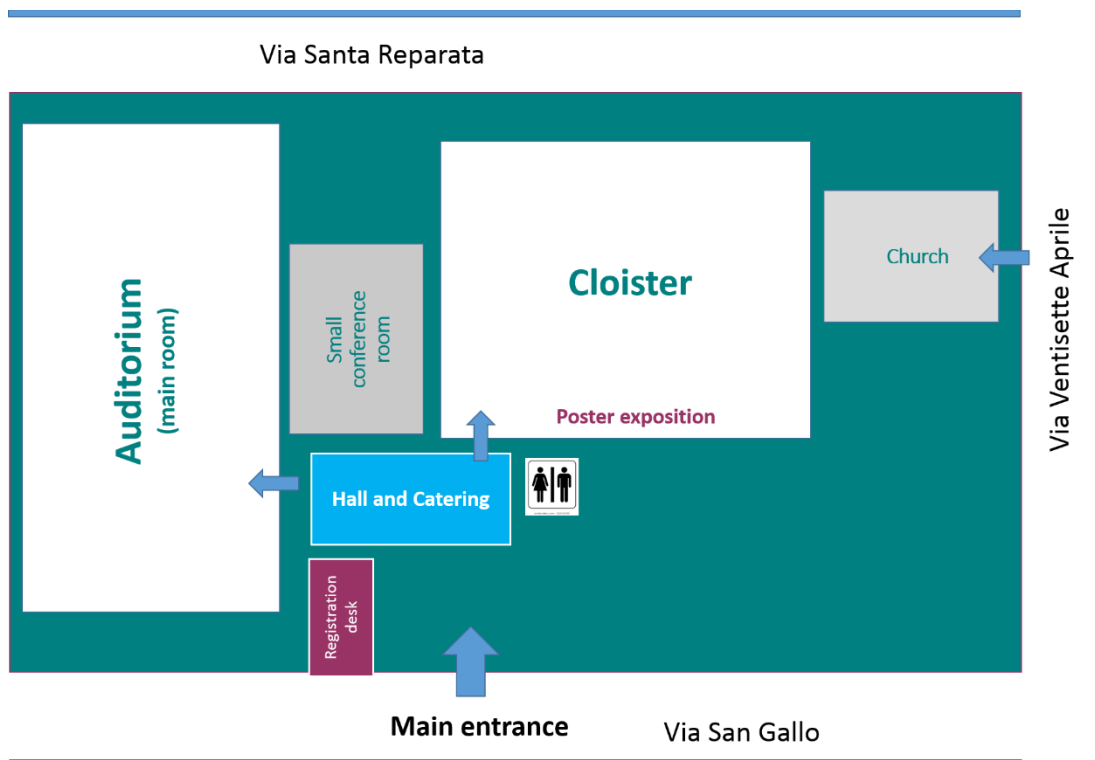
Keywords: biomass, nitrogen, ozone, phenology, phosphorus, photosynthesis, visible injury

6. Maps and useful tips

Auditorium of Sant'Apollonia – The Conference Venue

The Auditorium of Sant'Apollonia is located in Via San Gallo 25, Firenze. It is about 15 minutes walking distance from the main train station of Firenze S.M.N. (Santa Maria Novella).

The Auditorium is a portion of the monastic complex of the Church of Sant'Apollonia. Sant'Apollonia was a former Benedictine convent, founded in 1339. The structures of the convent, suppressed since the 19th century, are now put to different uses, e.g. event venue with two rooms with 200 (Auditorium) and 40 (small conference room) seats.



The small church building is still present on the corner of Via Ventisette Aprile and San Gallo. The best known component is the former refectory or dining hall of the convent, the Cenacolo of Sant'Apollonia now part of the Museums of the Comune of Florence, with entrance through a nondescript door near the corner of Via Ventisette Aprile and Reparata. The refectory (1445) harbors the well-conserved fresco, The Last Supper by the Italian Renaissance artist Andrea del Castagno. Castagno created the rich marble panels that checkerboard the trompe-l'oeil walls and broke up the long white tablecloth with the dark figure of Judas the Betrayer, whose face is painted to resemble a satyr, an ancient symbol of evil.



The Last Supper by Andrea del Castagno

Palazzo Budini-Gattai – Venue of the Social Dinner

Budini Gattai Palace, formerly Grifoni Palace, was built by Baccio d'Agnolo and Bartolomeo Ammannati, in 1563, 16th century.

Ugolino di Iacopo Grifoni, secretary to Duke Cosimo de' Medici, purchased a number of houses in the area close to Piazza Santissima Annunziata and via de' Servi. His intention was to demolish them and construct a *palazzo* (palace) that would bring honor to his family. Baccio d'Agnolo, a student of Michelangelo, started the project, but it was completed by Bartolomeo Ammannati, who was likely the architect of the garden as well. The Italian garden was created around 1573, as a monumental fountain with statues of Giasone, Venus and sea monsters attributed to sculptor Giovanni Bandini. The garden was enlarged in the 18th century and the fountain moved and substituted with a walled fountain where the statue of Venus was housed. The Grifoni family died out in the 18th century and the property passed into the Riccardi family before going to the Budini Gattai family, to whom it still belongs today. The current garden, further modified in the late 1800s boasts curved flowerbeds and beautiful collections of camellias and azaleas. Other decorative elements of the garden include a glass and iron greenhouse dating back to 1892; a banana grove; and the "Monument to the lost tree" completed in 1908 in memory of an ancient *Cinnamomum camphora*

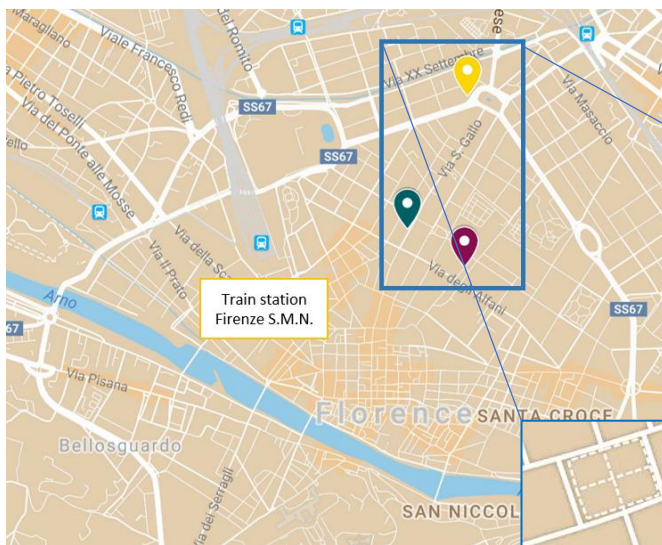
A story of lovers and ghosts

The far right window on the second floor of the Palazzo has been open for centuries. One of the legends says that at the end of 1500, a son of the Grifoni family was called off to war and had to leave his young bride. The wife had been waiting for the return of his beloved, seating at open window for decades, but her loved one never came back. Only when she died the window was shut. Two versions are told of this story: according to the first, the neighborhood was so touched that the window was opened again in memory of this story of love and devotion. The second argues that when the family attempted to close the window, the furniture started shaking, books flew off the shelves, paintings fell of the walls. The palace was back in order only when finally the shutters were reopened: the window has always been left ajar ever since. Another legend tells that the room with the open window belonged to a woman who was the secret lover of Ferdinando I de' Medici, Grand Duke of Tuscany: the statue depicting him, placed exactly in front of the Grifoni Palace, in fact keeps his eyes focused on that window...



The facade of Palazzo Budini Gattai with the always-open window

Maps of Conference places



Walking distance:

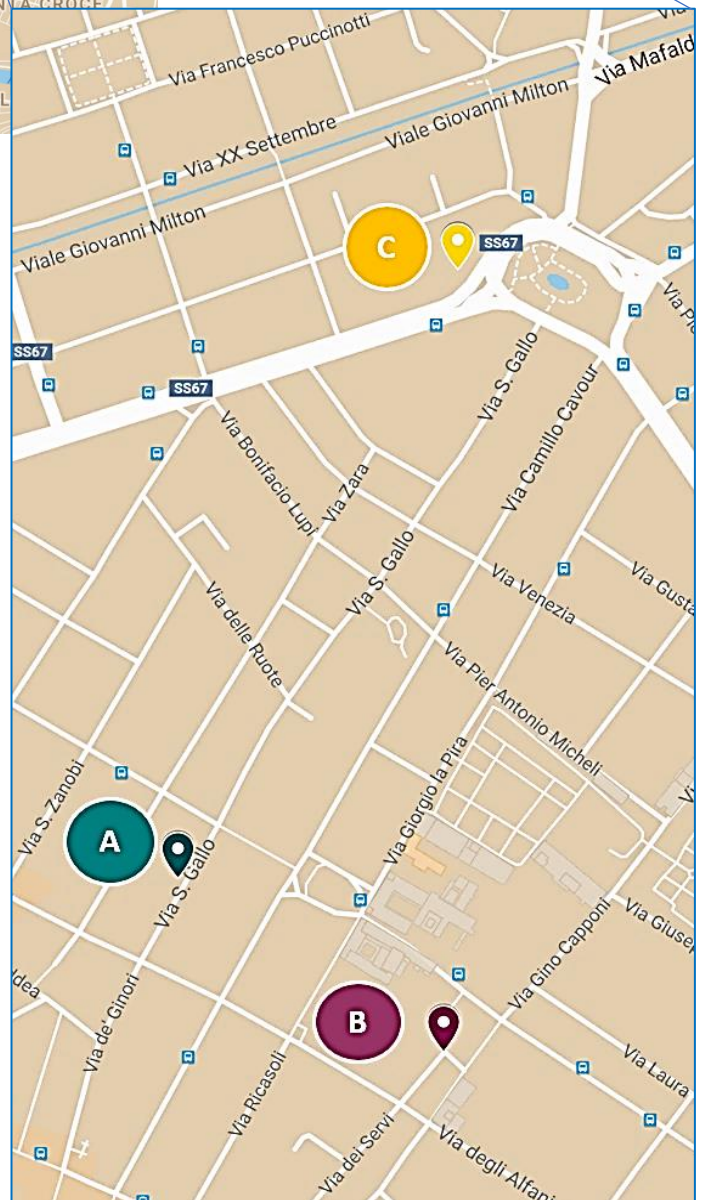
A → B 6 minutes

A → C 11 minutes

A Auditorium di Sant'Apollonia- Conference Venue, Via San Gallo 25

B Palazzo Budini-Gattai, Venue of the Social Dinner, Via De Servi 51

C Meeting point for Excursion, Piazza della Libertà 3



In case you need, please contact **Elisa +39 338 1580798; Elena +39 329 8061717**

7. List of Participants

Agathokleous	Evgenios	Japan	evgenios@ffpri.affrc.go.jp
Agrawal	Shashi Bhushan	India	sbagrawal56@gmail.com
Ammoniaci	Marco	Italy	ammoniaci.marco@gmail.com
Anav	Alessandro	Italy	alessandro.anav@ips.cnr.it
Apostol	Ecaterina	Romania	cathyches@yahoo.com
Araminiene	Valda	Lithuania	valda.araminiene@mi.lt
Ashrafuzzaman	Md.	Germany	azamanbt@gmail.com
Ashwort	Kirsti	UK	k.s.ashworth1@lancaster.ac.uk
Augustaitiene	Ingrida	Lithuania	iaugustaitiene@gmail.com
Augustaitis	Algirdas	Lithuania	algirdas.augustaitis@asu.lt
Badea	Ovidiu	Romania	badea63@yahoo.com
Baumgarten	Manuela	Germany	manuela.baumgarten1@gmail.com
Benchohra	Maamar	Algeria	benchohra_19@hotmail.fr
Bičárová	Svetlana	Slovakia	bicarova@ta3.sk
Blanco Ward	Daniel	Portugal	dblancoward@ua.pt
Bussotti	Lorenzo	Italy	l.bussotti@gmail.com
Carrara	Arnaud	Spain	arnaud@ceam.es
Carrari	Elisa	Italy	eli.carrari@gmail.com
Chaudhary	Nivedita	Israel	nivedita.bhu@gmail.com
Cieslik	Stan	Italy	stanislaw.cieslik@yahoo.it
Ciriani	Marie-Lyne	France	legiefs@aol.com
Dalstein-Richier	Laurence	France	ldalstein-richier@departement06.fr
De Marco	Alessandra	France	alessandra.demarco@enea.it
De Witte	Lucienne	Switzerland	lucienne.dewitte@iap.ch
Dizengremel	Pierre	France	pierre.dizengremel@univ-lorraine.fr
Dolker	Tsetan	India	dolkertsetan15@gmail.com
Domingos	Marisa	Brasil	mmingos@superig.com.br
Droutsas	Ioannis	UK	eegdr@leeds.ac.uk
Dusart	Nicolas	France	nicolas.dusart@univ-lorraine.fr
Ebone	Andrea	Italy	ebone@ipla.org
Eriksen	Aud Else	Norway	a.e.b.eriksen@ibv.uio.no
Falk	Stefanie	Norway	stefanie.falk@geo.uio.no
Fares	Silvano	Italy	silvano.fares@crea.gov.it
Feijao	Carolina	UK	forestsandglobalchange@frontiersin.org
Feng	Youzhi	China	yzfeng@issas.ac.cn
Feng	Zhaozhong	China	fzz@rcees.ac.cn
Fitzky	Anne	Austria	anne.fitzky@googlemail.com
Forni	Furio	Italy	furio.forni@regione.toscana.it
Frei	Michael	Germany	mfrei@uni-bonn.de
Gandin	Anthony	France	anthony.gandin@univ-lorraine.fr
Giovannelli	Alessio	Italy	giovannelli@ivalsa.cnr.it

González-Fernández	Ignacio	Spain	Ignacio.gonzalez@ciemat.es
Grote	Rüdiger	Germany	ruediger.grote@kit.edu
Guidolotti	Gabriele	Italy	gabriele.guidolotti@ibaf.cnr.it
Hansen	Emilie	Denmark	emilieh@ruc.dk
Harmens	Harry	UK	hh@ceh.ac.uk
Hayes	Felicity	UK	fhay@ceh.ac.uk
Hoshika	Yasutomo	Italy	hoshika0803@gmail.com
Hůnová	Iva	Czech Republic	hunova@chmi.cz
Jolivet	Yves	France	yves.jolivet@univ-lorraine.fr
Koike	Takayoshi	Japan	tkoike@for.agr.hokudai.ac.jp
Labrador	Lorenzo	Switzerland	llabrador@wmo.int
Landi	Marco	Italy	marco.landi@for.unipi.it
Le Thiec	Didier	France	didier.lethiec@inra.fr
Leca	Stefan	Romania	stefan.leca@icas.ro
Leymarie	Juliette	France	juliette.leymarie@u-pec.fr
Li	Pin	China	pinli@rcees.ac.cn
Lorenzini	Giacomo	Italy	giacomo.lorenzini@unipi.it
Maliba	Bheki	South Africa	bmaliba@gmail.com
Manzini	Jacopo	Italy	jacopo.manzini@stud.unifi.it
Margari	Martina	Italy	margari.martina@gmail.com
Mikkelsen	Teis N.	Denmark	temi@env.dtu.dk
Moura	Bárbara	Brazil	bmourabio@gmail.com
Mrak	Tanja	Slovenia	tanja.mrak@gozdis.si
Neufeld	Howard	USA	neufeldhs@appstate.edu
Oksanen	Elina	Finland	elina.oksanen@uef.fi
Osswald	Wolfgang	Germany	osswald@tum.de
Paoletti	Elena	Italy	elena.paoletti@cnr.it
Parfenova	Elena	Russia	lena02611@rambler.ru
Pellegrini	Elisa	Italy	elisa.pellegrini@unipi.it
Pleijel	Hakan	Sweden	hakan.pleijel@dpes.gu.se
Podda	Alessandra	Italy	alessandra.podda@ips.cnr.it
Popa	Ionel	Romania	popaicas@gmail.com
Préndez	Margarita	Chile	mprendez@ciq.uchile.cl
Proietti	Chiara	Italy	chiara.proietti@uniroma1.it
Qiao	Xue	China	qiao.xue@scu.edu.cn
Rai	Richa	India	richarai81@gmail.com
Rupel	Matej	Slovenia	matej.rupel@gozdis.si
Sandrini	Caterina	Italy	cate.sandrini@gmail.com
Saunier	Amelie	Finland	amelie.saunier@uef.fi
Saxena	Pallavi	India	pallavienvironment@gmail.com
Shang	Bo	China	shangbo15@mails.ucas.edu.cn
Shang	He	China	shanghechina@126.com
Sharps	Katrina	UK	katshar@ceh.ac.uk
Sicard	Pierre	France	psicard@argans.eu

Stella	Tommaso	Germany	tommaso.stella@zalf.de
Stordal	Frode	Norway	frode.stordal@geo.uio.no
Sugai	Tetsuto	Japan	tetsuto.922@gmail.com
Tang	Haoye	China	hytang@issas.ac.cn
Tang	Ya	China	tangya@scu.edu.cn
Tasap	Isaac	Italy	mctijema@yahoo.fr
Tong	Lei	China	ltong@iue.ac.cn
Vaultier	Marie-Noëlle	France	marie-noelle.vaultier@univ-lorraine.fr
Visser	Auke	Netherlands	auke.visser@wur.nl
Vitale	Marcello	Italy	marcello.vitale@uniroma1.it
Vollsnes	Ane	Norway	a.v.vollsnes@ibv.uio.no
Vougeleka	Vasiliki	Greece	vvasiliki@aua.gr
Wang	Jinyang	UK	jy.wang@bangor.ac.uk
Watanabe	Makoto	Japan	nab0602@cc.tuat.ac.jp
Xu	Sheng	China	shengxu703@126.com
Xu	Yansen	China	ysxu_st@rcees.ac.cn
Yang	Huiyi	UK	h.yang3@exeter.ac.uk
Yuan	Xiangyang	China	windy.yuan@qq.com
Zhang	Lu	China	caszhanglu@hotmail.com

Notes:

Notes: