



**HAL**  
open science

## Study of the chemostat model with non-monotonic growth under random disturbances on the removal rate

Tomas Caraballo, Renato Colucci, Javier Lopez de La Cruz, Alain Rapaport

### ► To cite this version:

Tomas Caraballo, Renato Colucci, Javier Lopez de La Cruz, Alain Rapaport. Study of the chemostat model with non-monotonic growth under random disturbances on the removal rate. *Mathematical Biosciences and Engineering*, 2020, 17 (6), pp.7480-7501. 10.3934/mbe.2020382 . hal-02971377

**HAL Id: hal-02971377**

**<https://hal.inrae.fr/hal-02971377>**

Submitted on 19 Oct 2020

**HAL** is a multi-disciplinary open access archive for the deposit and dissemination of scientific research documents, whether they are published or not. The documents may come from teaching and research institutions in France or abroad, or from public or private research centers.

L'archive ouverte pluridisciplinaire **HAL**, est destinée au dépôt et à la diffusion de documents scientifiques de niveau recherche, publiés ou non, émanant des établissements d'enseignement et de recherche français ou étrangers, des laboratoires publics ou privés.

---

*Research article*

## **Study of the chemostat model with non-monotonic growth under random disturbances on the removal rate**

**Tomás Caraballo<sup>1</sup>, Renato Colucci<sup>2</sup>, Javier López-de-la-Cruz<sup>1</sup> and Alain Rapaport<sup>3</sup>**

<sup>1</sup> Departamento de Ecuaciones Diferenciales y Análisis Numérico, C/ Tarfia s /n, Facultad de Matemáticas, Universidad de Sevilla, 41012 Sevilla, Spain.

<sup>2</sup> Dipartimento di Ingegneria Industriale e Scienze Matematiche, Università Politecnica delle Marche, Via Brecce Bianche 12, 60131, Ancona, Italy.

<sup>3</sup> MISTEA, Univ. Montpellier, INRAE, Montpellier SupAgro, 2, place Pierre Viala, 34060 Montpellier, France.

**Abstract:** We revisit the chemostat model with Haldane growth function, here subject to bounded random disturbances on the input flow rate, as often met in biotechnological or wastewater industry. We prove existence and uniqueness of global positive solution of the random dynamics and existence of absorbing and attracting sets that are independent of the realizations of the noise. We study the long-time behavior of the random dynamics in terms of attracting sets, and provide first conditions under which biomass extinction cannot be avoided. We prove conditions for weak and strong persistence of the microbial species and provide lower bounds for the biomass concentration, as a relevant information for practitioners. The theoretical results are illustrated with numerical simulations.

**Keywords:** chemostat model, non-monotonic growth, bounded noise, Ornstein-Uhlenbeck, absorbing set.

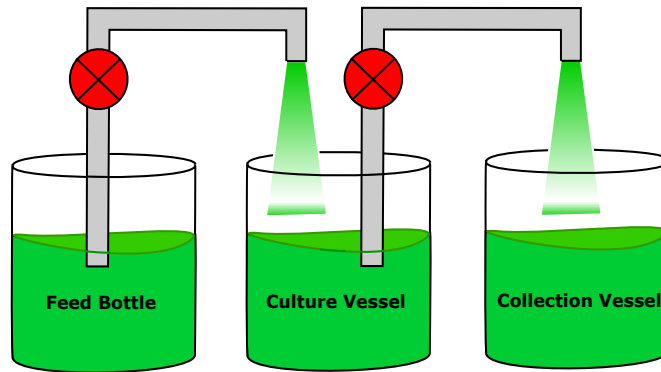
---

### **1. Introduction**

The chemostat refers to a laboratory device used for the growth of micro-organisms in a culture environment [26, 27], that has been regarded as an idealization of the nature to study microbial ecosystems in stationary stage [22]. It turned out to be an important investigation field due to a large number of applications, especially in waste water treatment [16, 25] but also in ecological and environmental sciences (see [4, 15, 23, 24, 31]).

It is worth mentioning that the chemostat has been subject to a large number of scientific publications and books, not only in biology and ecology but also in mathematics. Indeed there exists a specific research area about the so-called “theory of the chemostat” [20, 34] where many researchers have been involved in the last years. This interest has been strengthened by the fact that the chemostat device can be mathematically modeled in a simple way which reproduces quite faithfully real bio-processes.

Let us recall quickly in what consists the original chemostat device. It is composed of three tanks, the *feed bottle*, the *culture vessel* and the *collection vessel*, which are interconnected by pumps (see Figure 1). The substrate is stored in the feed bottle and provided with a given flow rate to the culture vessel, where interactions between nutrient and microbial biomass take place. The media from the culture vessel is also withdrawn towards the collection vessel with the same flow rate, to keep the volume in the culture vessel constant.



**Figure 1.** The chemostat

The mathematical model of the chemostat is given by the following dynamical system

$$\frac{ds}{dt} = D(s_{in} - s) - \mu(s)x, \quad (1.1)$$

$$\frac{dx}{dt} = -Dx + \mu(s)x, \quad (1.2)$$

where  $s = s(t)$  and  $x = x(t)$  denote the concentration of substrate and species, respectively,  $s_{in}$  is the input concentration of nutrient,  $D$  is the removal rate (also called input flow rate), and  $\mu(\cdot)$  is the specific growth function describing the kinetics of the nutrient consumption by the bacterial species. Here, we assume that the yield coefficient of the conversion of the substrate into biomass is equal to 1 (that is always possible to impose by a change of the unit of the biomass concentration). More specifically, we consider in the present work the Haldane growth function

$$\mu(s) = \mu_0 \frac{s}{s + k_s + \frac{s^2}{k_i}}, \quad s \geq 0, \quad (1.3)$$

where  $k_s$  is the affinity constant and  $k_i$  a parameter modeling the growth inhibition under large

concentrations of substrate. Since it will be useful later, let us define the number

$$s_m := \arg \max \mu(s) = \sqrt{k_i k_s}. \quad (1.4)$$

Many works have been dedicated to this classical deterministic model of the chemostat (see for instance [20, 34]) but most of time the removal rate  $D$  is kept constant, although it is well-known that in practice it is frequently subject to disturbances (see for instance [9] where some chronicles of time varying removal rates are depicted).

Motivated by this fact, it has been proposed a modeling of the perturbations on the input flow rate in the chemostat model (1.1)-(1.2) by  $D + \Phi z^*(\theta_t \omega)$ , where  $z^*(\theta_t \omega)$  denotes the Ornstein-Uhlenbeck process (introduced in more detail in Section 2) and  $\Phi$  is a bounded function defined as

$$\Phi(z) = -\frac{2d}{\pi} \arctan(z), \quad (1.5)$$

where  $d > 0$  (see, for instance, [3, 11] for other possible functions).

In this way, once practitioners provide us with an interval  $[D_l, D_r] \subset \mathbb{R}$ ,  $0 < D_l < D < D_r < \infty$ , (typically obtained from observations) we can define  $d = D_r - D = D - D_l$  and then the perturbed input flow is bounded for every time and any realization of the noise, i.e.,

$$D_l \leq D + \Phi(z^*(\theta_t \omega)) \leq D_r \quad \forall t \in \mathbb{R}. \quad (1.6)$$

Then, the random chemostat model writes as follows

$$\frac{ds}{dt} = (D + \Phi(z^*(\theta_t \omega)))(s_{in} - s) - \mu(s)x, \quad (1.7)$$

$$\frac{dx}{dt} = (D + \Phi(z^*(\theta_t \omega)))x + \mu(s)x. \quad (1.8)$$

One may wonder the reason why we consider this way of modeling bounded random fluctuations to perturb the input flow  $D$  in the model (1.1)-(1.2), instead of considering other stochastic process, such as for instance the well-known standard Wiener process. Indeed, this way has been typically used to model real perturbations and provides several advantages from both the mathematical and biological points of view, see for instance [11].

On the one hand, this way of modeling noise fits in a loyal way the bounded variations of the input flow rate observed in real life. On the contrary, the Wiener process is unbounded with probability one which leads to arbitrary large (possibly negative) values of the corresponding perturbed input flow rate, which is not realistic at all from the biological point of view. We refer readers to [7, 11] where the authors explain the relevant drawbacks found when perturbing the input flow in the classical deterministic chemostat (1.1)-(1.2) with a Wiener process (where  $\mu$  is a Monod growth function).

Moreover, the approach proposed in this paper allows to prove the persistence of the bacterial species (under some conditions on the growth function), as it is observed by practitioners on very long time periods despite variations of the input flow rate. This is not the case when considering the Wiener process where persistence cannot be ensured (see [7] and [8] where the Wiener process is used to model disturbances on the input flow and environmental perturbations in the classical deterministic chemostat).

In industrial setup, large concentrations of the input substrate  $s_{in}$  can be observed and it is also well-known that bacterial species may suffer from growth inhibition under very large concentrations  $s$ . The non-monotonic growth function (1.3) precisely models this fact (see [1]). Differently to the classical case, where the growth function  $\mu$  is assumed to be increasing (as this is the case for the Monod function), the dynamics of the deterministic chemostat model with such non-monotonic growth function may exhibit a bi-stability for certain values of the dilution rate  $D$  (see for instance [20]). Depending on the initial condition, the state of the system converges asymptotically to the wash-out of the biomass (which is not a desirable state) or to a positive equilibrium. This kind of instability is observed in practice and present an issue in industrial applications because it requires a good monitoring of the system to detect if the state belongs to the attraction basin of the wash-out equilibrium [5, 28, 32, 33]. Most of the time, practitioners prefer to size the process to avoid such a behavior, i.e. such that the system admits a unique globally stable equilibrium (see also [30, 29]). This mathematically amounts to have the following condition

$$D < \min(\mu(s_{in}), \mu(s_m)) \quad (1.9)$$

(this result is recalled later one). The purpose of the present work is to study the behavior of the random dynamics when the constant removal rate is replaced by a bounded random process  $D + \Phi(z^*(\theta_t\omega))$ , which is supposed to be continuous, where  $D$  satisfies the condition (1.9).

The realizations of this variable may satisfy or not the condition (1.9) at some times  $t$ . If not, one may wonder if this could lead the biomass to extinction. This question is of primer importance for the practitioners for the good health of the bio-process. In other words, for a nominal removal rate that satisfies condition (1.9), is the persistence of the biomass always guaranteed, even when the realizations of the noise provide effective values of the removal rate that do not satisfy this condition? Precise definitions of persistence in the framework of the chemostat will be given later one.

Let us underline that stochastic modeling of the chemostat has received a great attention in the literature, considering different kinds of demographic noise [13, 14, 18, 19, 21, 35], but few works have dealt with noise on the input, and much less in the case of considering Haldane consumption function, whereas this is quite natural for an open system as the chemostat, which is often the main source of fluctuations.

The paper is organized in the following way: in Section 2 we provide preliminaries and classical results about the deterministic chemostat model (1.1)-(1.2). In Section 3 we study the properties of the solutions of the random chemostat model with Haldane consumption kinetics (1.7)-(1.8).

Then, in Section 4 we give conditions to ensure both uniform weak and strong persistence of the species. In Section 5, several simulations are presented to support the theoretical study. Finally, we present some conclusions in Section 6.

## 2. Preliminaries

In this section we recall briefly some results that are useful in this paper. For the sake of clarity, we split this preliminary section in three different parts: the first one concerns classical results of the deterministic chemostat model (1.1)-(1.2), the second one is about the Ornstein-Uhlenbeck process and the third one recalls the definitions of persistence.

### 2.1. The deterministic chemostat model

The next proposition recalls the classical results about the chemostat model (1.1)-(1.2) when  $\mu$  is a non-monotonic function. We refer readers to [20, 34] for proofs and more details.

**Proposition 2.1.** *Assume that there exists  $\hat{s} \in (0, s_{in})$  such that the function  $\mu$  is increasing on  $(0, \hat{s})$  and decreasing on  $(\hat{s}, s_{in})$ . Define the break-even concentrations  $\lambda^-(D)$ ,  $\lambda^+(D)$  as follows*

$$\begin{aligned}\lambda^-(D) &= \min\{s \in [0, \hat{s}]; \mu(s) \geq D\}, \quad D \in [0, \mu(\hat{s})] \\ \lambda^+(D) &= \max\{s \in [\hat{s}, s_{in}]; \mu(s) \geq D\}, \quad D \in [\mu(s_{in}), \mu(\hat{s})]\end{aligned}$$

1. *If  $D > \mu(\hat{s})$ , the system (1.1)-(1.2) possesses an unique equilibrium  $E^0 := (0, s_{in})$ , which is globally asymptotically stable on  $\mathbb{R}_+^2$ .*
2. *If  $D < \mu(s_{in})$ , the system (1.1)-(1.2) admits an unique positive equilibrium  $E^- := (s_{in} - \lambda^-(D), \lambda^-(D))$  which is globally asymptotically stable on  $\mathbb{R}_+^* \times \mathbb{R}_+$ .*
3. *If  $D \in [\mu(s_{in}), \mu(\hat{s})]$ , the system (1.1)-(1.2) presents a bi-stability between  $E^-$  and  $E^0$ . From any initial condition in  $\mathbb{R}_+^* \times \mathbb{R}_+$  excepted on a set of null measure, the solution converges asymptotically to  $E^-$  or  $E^0$ .*

**Remark 1.** In practice, only the second case is desirable because it guarantees that in any situation the wash-out of the biomass is avoided.

**Remark 2.** For the Haldane expression (1.3), one has explicit expressions of the functions  $\lambda^\pm$

$$\lambda^\pm(D) = \frac{(\mu_0 - D)k_i \pm \sqrt{(\mu_0 - D)^2 k_i^2 - 4D^2 k_s k_i}}{2D}.$$

Let us recall that the concept of break-even concentrations has been revisited in the context of stochastic models of the chemostat [38, 39] but we will not need it here. We keep the classical deterministic definition.

In the rest of the paper, we shall consider that we are in conditions of Proposition 2.1, that is  $\mu$  non-monotonic on the interval  $[0, s_{in}]$  (otherwise the analysis is similar to monotonic growth function and cannot present bi-stability). Throughout the paper we shall consider the following hypothesis

**Assumption 1.** There exists  $s_m \in (0, s_{in})$  such that the function  $\mu$  is increasing on  $(0, s_m)$  and decreasing on  $(s_m, s_{in})$ .

## 2.2. The Ornstein-Uhlenbeck process

We present here briefly the Ornstein-Uhlenbeck (OU) process. For more details we refer readers to [6, 9, 10].

The Ornstein-Uhlenbeck (OU) process is a stationary mean-reverting Gaussian stochastic process defined as

$$(t, \omega) \mapsto z(t, \omega) := z^*(\theta_t \omega) = -\beta \nu \int_{-\infty}^0 e^{\beta s} \theta_t \omega(s) ds, \quad \text{for all } t \in \mathbb{R}, \omega \in \Omega, \beta, \nu > 0, \quad (2.1)$$

where  $\omega$  denotes a standard Wiener process in a probability space  $(\Omega, \mathcal{F}, \mathbb{P})$ ,  $\beta$  is the *mean reversion constant* representing the strength with which the process is attracted by the mean,  $\nu > 0$  is the *volatility constant* describing the variation or the size of the noise and  $\theta_t$  denotes the usual Wiener shift flow given by

$$\theta_t \omega(\cdot) = \omega(\cdot + t) - \omega(t), \quad t \in \mathbb{R}.$$

We note that the OU process (2.1) can be obtained as the stationary solution of the Langevin equation

$$dz + \beta z dt = \nu d\omega. \quad (2.2)$$

Typically, the OU process (2.1) can model the position of a particle by taking into account its friction in a fluid (which is the main difference with the typical standard Wiener process). Indeed, it can be considered as a generalization of the standard Wiener process and provides a link between the standard Wiener process ( $\beta = 0, \nu = 1$ ) and no noise at all ( $\beta = 1, \nu = 0$ ).

From now on we consider  $\beta$  and  $\nu$  fixed and  $z^*(\theta_t \omega)$  the OU process defined above.

We recall in the next proposition some of its properties.

**Proposition 2.2** (See [2, 12]). *There exists a  $\theta_t$ -invariant set  $\tilde{\Omega} \in \mathcal{F}$  of  $\Omega$  of full measure such that for  $\omega \in \tilde{\Omega}$  and  $\beta, \nu > 0$ , we have*

(i) *the random variable  $|z^*(\omega)|$  is tempered with respect to  $\{\theta_t\}_{t \in \mathbb{R}}$ , i.e., for a.e.  $\omega \in \tilde{\Omega}$ ,*

$$\lim_{t \rightarrow \infty} e^{-\eta t} \sup_{t \in \mathbb{R}} |z^*(\theta_{-t} \omega)| = 0, \quad \text{for all } \eta > 0.$$

(ii) *this mapping is a stationary solution of (2.2) with continuous trajectories*

$$(t, \omega) \mapsto z^*(\theta_t \omega) = -\beta \nu \int_{-\infty}^0 e^{\beta s} (\theta_t \omega)(s) ds;$$

(iii) *for any  $\omega \in \tilde{\Omega}$  one has:*

$$\begin{aligned} \lim_{t \rightarrow \pm\infty} \frac{|z^*(\theta_t \omega)|}{t} &= 0; & \lim_{t \rightarrow \pm\infty} \frac{1}{t} \int_0^t z^*(\theta_s \omega) ds &= 0; \\ \lim_{t \rightarrow \pm\infty} \frac{1}{t} \int_0^t |z^*(\theta_s \omega)| ds &= \mathbb{E}[|z^*|] < \infty. \end{aligned}$$

### 2.3. Persistence in the chemostat

We recall here the definitions of (uniform) persistence (see for instance [17]) that we consider in the present work .

**Definition 2.1.** The dynamics (1.7)-(1.8) is strongly persistent if there exists  $\epsilon > 0$  such that for any initial condition  $(s(0), x(0))$  in  $\mathbb{R}_+ \times \mathbb{R}_+^*$  and any realization of the  $D + \Phi(z^*(\theta_{(\cdot)}\omega))$ , the solution verifies

$$\liminf_{t \rightarrow +\infty} x(t) > \epsilon.$$

**Definition 2.2.** The dynamics (1.7)-(1.8) is weakly persistent if there exists  $\epsilon > 0$  such that for any initial condition  $(s(0), x(0))$  in  $\mathbb{R}_+ \times \mathbb{R}_+^*$  and any realization of  $D + \Phi(z^*(\theta_{(\cdot)}\omega))$ , the solution verifies

$$\limsup_{t \rightarrow +\infty} x(t) > \epsilon.$$

### 3. Properties of the solutions of the random dynamics

In this section we study the random chemostat model (1.7)-(1.8) presented in the introduction. We prove the existence and uniqueness of a global positive solution and provide results about the existence of absorbing and attracting sets which, in addition, are deterministic (i.e. that do not depend on the realization of the noise). In addition, we derive first conditions under which extinction of species cannot be avoided.

In the sequel, we denote  $\mathcal{X} := \{(s, x) \in \mathbb{R}^2 : s, x \geq 0\}$  for the positive cone.

**Theorem 3.1.** For any initial condition  $u_0 \in \mathcal{X}$ , system (1.7)-(1.8) possesses a unique global solution  $u(t; 0, \omega, u_0) = (s(t; 0, \omega, u_0), x(t; 0, \omega, u_0)) \in \mathcal{C}^1([0, +\infty); \mathcal{X})$ . In addition, it remains in  $\mathcal{X}$  for every  $t > 0$ .

*Proof.* Let us first write system (1.7)-(1.8) as

$$\frac{du}{dt} = L(\theta_t\omega)u + F(u, \theta_t\omega),$$

where

$$u = \begin{pmatrix} s \\ x \end{pmatrix}, \quad L(\theta_t\omega) = \begin{pmatrix} -(D + \Phi(z^*(\theta_t\omega))) & 0 \\ 0 & -(D + \Phi(z^*(\theta_t\omega))) \end{pmatrix}$$

and

$$F(u, \theta_t\omega) = \begin{pmatrix} (D + \Phi(z^*(\theta_t\omega)))s_{in} - \mu_0 \frac{s}{s + k_s + \frac{s^2}{k_i}} x \\ \mu_0 \frac{s}{s + k_s + \frac{s^2}{k_i}} x \end{pmatrix}.$$

$F(\cdot, \theta_t\omega) \in \mathcal{C}^1(\mathcal{X} \times [0, +\infty); \mathcal{X})$  whence  $F$  is locally Lipschitz respect to  $u \in \mathcal{X}$ . Therefore, for each realization of the noise,  $du/dt = L(\theta_t\omega)u + F(u, \theta_t\omega)$  is a non-autonomous differential equation with a right member Lipschitz with respect to  $u$  and continuous with respect to  $t$



(recall that  $z^*(\theta_t\omega)$  is continuous respect to  $t$  and  $\Phi$  is also continuous). Therefore, the solution of the Cauchy problem admits an unique local solution of system (1.7)-(1.8) from the theory of ordinary differential equations.

Let us first show that both  $x$  and  $s$  remain in  $\mathcal{X}$  for any  $u_0 \in \mathcal{X}$ . To this end, we notice first that  $x(t) = 0$  solves (1.7). By uniqueness of the Cauchy problem, we deduce that any other solution is such that  $x(t) \neq 0$  for any  $t$ . Notice also that one has, thanks to (1.6),

$$\left. \frac{ds}{dt} \right|_{s=0} = (D + \Phi(z^*(\theta_t\omega)))s_{in} > 0,$$

which proves that the axis  $s = 0$  is repulsive in  $\mathcal{X}$ . This demonstrates the positiveness of the solution of system (1.7)-(1.8).

Now we prove that both the substrate and the microorganisms concentrations remain bounded for every time. To this end, define  $v(t) := s(t) + x(t)$ . Then the variable  $v$  is solution of the following differential equation

$$\frac{dv}{dt} = (D + \Phi(z^*(\theta_t\omega)))(s_{in} - v) \leq D^r s_{in} - D^l v$$

and one, thanks to (1.6),

$$\frac{dv}{dt} \leq D^r s_{in} - D^l v,$$

By comparison of solutions of scalar ODEs (see [37]) we obtain

$$v(t; 0, \omega, v_0) \leq v_0 e^{-D^l t} + \frac{D^r}{D^l} s_{in} (1 - e^{-D^l t}), \quad t \geq 0.$$

Then,  $v$  is forward bounded and since  $v = s + x \geq 0$ , we deduce that both the solution  $s$  and  $x$  are also bounded for positive time. The unique solution of system (1.7)-(1.8) is thus defined for any  $t \geq 0$ .  $\square$

Now, we prove the existence of deterministic attracting and absorbing sets for the solutions of the random chemostat model (1.7)-(1.8).

**Theorem 3.2.** *The system (1.7)-(1.8) possesses a deterministic (forward) attracting set*

$$\mathcal{A} := \{(s, x) \in \mathcal{X} : s + x = s_{in}\}. \quad (3.1)$$

*Proof.* Define the variable  $q(t) := s(t) - s_{in} + x(t)$ . Then  $q$  satisfies the following differential equation

$$\frac{dq}{dt} = -(D + \Phi(z^*(\theta_t\omega)))q$$

whose solution is given by

$$q(t; 0, \omega, q(0)) = q(0) e^{-\int_0^t (D + \Phi(z^*(\theta_s\omega))) ds}. \quad (3.2)$$

From (1.6), we have

$$q(0)e^{-Drt} \leq q(t; 0, \omega, q(0)) \leq q(0)e^{-Dlt}$$

and taking limit when  $t$  goes to infinity we have

$$\lim_{t \rightarrow +\infty} q(t; 0, \omega, q(0)) = 0,$$

which means that, for any  $\varepsilon > 0$ , there exists  $T(\omega, \varepsilon) > 0$  such that

$$q(t; 0, \omega, q(0)) \in [-\varepsilon, \varepsilon], \quad t \geq T(\omega, \varepsilon).$$

This proves that

$$\mathcal{B}_\varepsilon := \{(s, x) \in \mathcal{X} : s_{in} - \varepsilon \leq s + x \leq s_{in} + \varepsilon\}.$$

is a (forward) deterministic absorbing set for system (1.7)-(1.8). As  $\varepsilon > 0$  is arbitrary, the proof is done.  $\square$

**Remark 3.** Let us underline that the attracting set (3.1) obtained in Theorem 3.2 does not depend on the event  $\omega \in \Omega$ . This is another particularity that we get when considering this way of modeling random bounded realizations.

Our aim now is to provide first conditions on the parameters of system (1.7)-(1.8) under which extinction of the species occurs.

**Theorem 3.3.** *Assume that the inequality*

$$D_l > \mu(s_m) \quad (3.3)$$

*is fulfilled, where  $s_m$  is defined in (1.4). Then, the singleton*

$$\mathcal{A}_e := \{(s_{in}, 0)\} \subset \mathcal{A}$$

*is a (forward) attracting set.*

*Proof.* From the equation describing the dynamics of the species (1.8) and (1.6) one has

$$\begin{aligned} \frac{dx}{dt} &= -(D + \Phi(z^*(\theta_t \omega)))x + \mu(s)x \\ &\leq -(D_l - \mu(s_m))x. \end{aligned}$$

and by comparison of solutions of scalar ordinary di

$$\text{fferential equations [37], we have} \quad (3.4)$$

$$x(t; 0, \omega, x(0)) \leq x(0)e^{-(D_l - \mu(s_m))t}.$$

Taking limit when  $t$  goes to infinity  $\lim_{t \rightarrow +\infty} (3.4)$ , we get from (3.3) and Proposition 2.2 (iii),

#### 4. Conditions for persistence

In this section our aim is to provide conditions to ensure persistence of the species in the sense defined in Section 2.3.

Before stating a result concerning the weak persistence of species, let us provide now the following property.

**Proposition 4.1.** *Let  $\Phi(z) = -\frac{2d}{\pi} \arctan(z)$  defined as in (1.5). Then  $\Phi$*

$$\lim_{t \rightarrow +\infty} \frac{1}{t} \int_0^t \Phi(z^*(\theta_s \omega)) ds = 0, \quad \text{a.s. in } \Phi. \quad (4.1)$$

*Proof.* Since  $\Phi(z) = -\frac{2d}{\pi} \arctan(z)$ , then we have

$$\int_{\Phi} \left| -\frac{2d}{\pi} \arctan(z^*(\omega)) \right| d\mathbb{P}(\omega) \leq d|\Phi| = d$$

whence  $\Phi(z^*(\omega)) \in L^1(\Phi, \mathcal{F}, \mathbb{P})$ . Then, since  $\mathbb{P}$  is invariant by  $\theta_t \omega$  (see ??), from the Birkhoff ergodic theorem it yields that

$$\lim_{t \rightarrow +\infty} \frac{1}{t} \int_0^t \Phi(z^*(\theta_s \omega)) ds = \mathbb{E}[\Phi(z^*(\omega))], \quad \text{a.s. in } \Phi.$$

Hence, it is enough to show that  $\mathbb{E}[\Phi(z^*(\omega))] = 0$ . In fact, we have

$$\mathbb{E}[\Phi(z^*(\omega))] = \int_{\mathbb{R}} \Phi(x) f_{\text{OU}}(x) dx = 0,$$

where  $f_{\text{OU}}$  denotes the density function of the Ornstein-Uhlenbeck process, which is an odd function since it is gaussian, and  $\Phi$  is an even function.  $\square$

**Remark 4.** From Proposition 4.1 we notice that we could model random perturbations as in this paper, i.e., by means of  $\Phi(z^*(\theta_t \omega))$ , and the ergodic property (4.1) remains true as long as  $\Phi$  is an even function.

**Theorem 4.1.** *Assume that the inequality*

$$\mu(s_{in}) > D. \quad (4.2)$$

*is fulfilled. Then, the random chemostat model (1.7)-(1.8) is weakly persistent, that is there exists  $\varepsilon > 0$  such that for any initial condition  $x_0 \in \mathcal{X}$ , any realization satisfies*

$$\limsup_{t \rightarrow +\infty} x(t; 0, \omega, x_0) \geq \varepsilon.$$

*Proof.* Let  $\varepsilon > 0$  be such that  $\mu(s) > D$  for all  $s \in [s_{in} - \varepsilon, s_{in} + \varepsilon]$  and define

$$\eta := \min\{\mu(s) - D : s \in [s_{in} - \varepsilon, s_{in} + \varepsilon]\} > 0.$$

From Theorem 3.2, we know that  $s(t; 0, \omega, s_0)$  converges asymptotically to the set  $[0, s_{in}]$ . Therefore, there exists  $T(\omega, \varepsilon) > 0$  such that  $s(t; 0, \omega, s_0) < s_{in} + \varepsilon$  for any  $t > T(\omega, \varepsilon)$ .

Consider now, for  $t > T(\omega, \varepsilon)$ , the sets

$$\begin{aligned} U(t) &:= \{\tau \in [T(\omega, \varepsilon), t] : s(\tau; 0, \omega, s_0) < s_{in} - \varepsilon\}, \\ V(t) &:= \{\tau \in [T(\omega, \varepsilon), t] : s(\tau; 0, \omega, s_0) \in [s_{in} - \varepsilon, s_{in} + \varepsilon]\} \end{aligned}$$

and the functions in  $[0, 1]$

$$u(t) := \frac{\text{meas } U(t)}{t - T(\omega, \varepsilon)}, \quad v(t) := \frac{\text{meas } V(t)}{t - T(\omega, \varepsilon)} = 1 - u(t).$$

Then, from equation (1.8), one can write the following inequality

$$\dot{x}(t) \geq \begin{cases} -(D + \alpha_\delta z^*(\theta_t \omega))x(t), & t \in U(t) \\ (\eta - \alpha_\delta z^*(\theta_t \omega))x(t), & t \in V(t) \end{cases}$$

and by integration between  $T(\omega, \varepsilon)$  and  $t > T(\omega, \varepsilon)$  one get

$$x(t) \geq x(T(\omega, \varepsilon)) e^{(t-T(\omega, \varepsilon)) \left[ u(t)(-D) + (1-u(t))\eta - \frac{1}{t-T(\omega, \varepsilon)} \int_{T(\omega, \varepsilon)}^t \Phi(z^*(\theta_r \omega)) dr \right]}, \quad t > T(\omega, \varepsilon) \quad (4.3)$$

Assume that one has

$$\lim_{t \rightarrow +\infty} u(t) = 0.$$

From Proposition 4.1, one has

$$\lim_{t \rightarrow +\infty} e^{-\frac{1}{t-T(\omega, \varepsilon)} \int_{T(\omega, \varepsilon)}^t \Phi(z^*(\theta_r \omega)) dr} = 1$$

and then (4.3) gives

$$\lim_{t \rightarrow +\infty} x(t) = +\infty$$

which is a contradiction since  $x$  is bounded. We deduce thus that the sets  $U(\cdot)$  are necessarily such that

$$\text{meas } U(t) \rightarrow +\infty \text{ when } t \rightarrow +\infty$$

that is

$$\text{meas}(\{t : s(t) < s_{in} - \varepsilon\}) = +\infty$$

which shows that one has

$$\liminf_{t \rightarrow +\infty} s(t) \leq s_{in} - \varepsilon$$

or equivalently

$$\limsup_{t \rightarrow +\infty} x(t) \geq \varepsilon > 0$$

since  $s(t) + x(t)$  converges to  $s_{in}$  for any realization (see the proof of Theorem 3.2).  $\square$

**Remark 5.** Theorem 4.1 proves the weak (uniformly) persistence of species as long as  $D < \mu(s_{in})$  is fulfilled, the same condition that guarantees the persistence in the deterministic case (see Proposition 2.1). However, let us underline that we do not impose the upper bound  $D_r$  of the variations of the removal rate to fulfill this inequality. This means that one could have realizations of the disturbances such that the effective value of the removal rate is above  $\mu(s_{in})$  on large periods of time making the species to be arbitrary closed to the extinction but it will always persist.

In the next result we consider a stronger condition on the upper bound  $D^r$  of the removal rate which ensures the strong persistence of the species.

**Theorem 4.2.** *Assume that the inequality*

$$D^r < \mu(s_{in}) \quad (4.4)$$

*is fulfilled. Then, the random chemostat model (1.7)-(1.8) is strongly persistent and the set*

$$\mathcal{A}_p := \{(x, y) \in \mathcal{X} : s + x = s_{in}, x \geq s_{in} - \lambda^-(D^r)\} \subset \mathcal{A}$$

*is (forward) attracting, with (where the function  $\lambda^-$  is defined in Proposition 2.1).*

*Proof.* Take  $\varepsilon > 0$  such that  $\mu(s) > D^r$  for any  $s \in [s_{in} - \varepsilon, s_{in} + \varepsilon]$  and posit

$$\eta := \min\{\mu(s) - D^r : s \in [s_{in} - \varepsilon, s_{in} + \varepsilon]\} > 0.$$

From now on, we will  $s(t)$ ,  $x(t)$  and  $q(t)$  instead of  $s(t; 0, \omega, s_0)$ ,  $x(t; 0, \omega, x_0)$  and  $q(t; 0, \omega, q_0)$  to make the readability easier even though we recall that every state variable depends on the noise.

From Theorem 3.2, we know that the variable  $q(t) = s(t) - s_{in} + x(t)$  converges asymptotically to zero for any realization, and thus any solution  $s(t)$  of the random model (1.7)-(1.8) converges to the set  $[0, s_{in}]$ . Consequently, there exists  $T(\omega, \varepsilon) > 0$  such that

$$s(t) < s_{in} + \varepsilon, \quad q(t) > -\kappa, \quad \forall t > T(\omega, \varepsilon),$$

where

$$\kappa := \frac{\mu(s_{in} - \varepsilon/2) - D^r}{\mu(s_{in} - \varepsilon/2)} (\varepsilon/2) > 0.$$

If  $s(t) \in [s_{in} - \varepsilon, s_{in} + \varepsilon]$  for any  $t > T(\omega, \varepsilon)$ , then one has, from equation (1.8),  $\dot{x}(t) > \eta x(t)$  for any  $t > T(\omega, \varepsilon)$ , which implies that  $x$  is unbounded, thus a contradiction. We deduce that there exists a finite time  $T(\omega) \geq T(\omega, \varepsilon)$  such that  $s(T(\omega)) \leq s_{in} - \varepsilon/2$ . On another hand, from equation (1.7),  $s(t)$  can be written as the solution of the non-autonomous dynamics

$$\frac{ds}{dt} = F(t, s) := (D + \Phi(z^*(\theta_t \omega)) - \mu(s))(s_{in} - s) - \mu(s)q(t). \quad (4.5)$$

Note that one has

$$F(t, s_{in} - \varepsilon/2) \leq (D^r - \mu(s_{in} - \varepsilon/2))(\varepsilon/2) - \mu(s_{in} - \varepsilon/2)q(t)$$

and then

$$F(t, s_{in} - \varepsilon/2) \leq (D^r - \mu(s_{in} - \varepsilon/2))(\varepsilon/2) + \mu(s_{in} - \varepsilon/2)\kappa = 0, \quad t > T(\omega, \varepsilon)$$

(from the definition of  $\kappa$ ). We deduce that the set  $[0, s_{in} - \varepsilon/2]$  is forward invariant for the semi-flow  $\{\dot{s} = F(t, s), t > T(\omega, \varepsilon)\}$ . Therefore, one has

$$s(t) \leq s_{in} - \varepsilon/2, \quad t > T(\omega).$$

Then, one can write from equation (4.5)

$$\frac{ds}{dt} \leq (D^r - \mu(s))(s_{in} - s) - \mu(s)q(t), \quad t > T(\omega)$$

and from the comparison of solutions of scalar ordinary differential equations [37], one has the inequality  $s(t) \leq s^+(t)$  for any  $t > T(\omega)$ , where  $s^+(t)$  is solution of the Cauchy problem

$$\frac{ds^+}{dt} = (D^r - \mu(s^+))(s_{in} - s^+) - \mu(s^+)q(t), \quad s^+(T(\omega)) = s(T(\omega)).$$

Note that the solution  $s^+(t)$  belongs to the interval  $[0, s_{in}]$  for any  $t \geq T(\omega)$  (and is thus bounded) and that its dynamics is asymptotic autonomous with limiting dynamics

$$\frac{ds^\dagger}{dt} = (D^r - \mu(s^\dagger))(s_{in} - s^\dagger) \tag{4.6}$$

Under assumption  $D^r < \mu(s_{in})$ , one has necessarily  $\lambda^-(D^r) < s_{in}$  and the property

$$(D^r - \mu(\sigma))(\lambda^-(D^r) - \sigma) > 0, \quad \forall \sigma \in [0, s_{in}] \setminus \{\lambda^-(D^r)\}$$

is fulfilled. One finally obtains that the any solution of (4.6) in  $[0, s_{in}]$  is such that  $s^\dagger(t) \rightarrow \lambda^-(D^r)$  when  $t \rightarrow +\infty$ . From the theory of asymptotically autonomous dynamical systems [36], one concludes that  $s^+(t)$  converges also to  $\lambda^-(D^r)$  when  $t \rightarrow +\infty$ , which proves that one has

$$\limsup_{t \rightarrow +\infty} s(t) \leq \lambda^-(D^r)$$

or equivalently

$$\liminf_{t \rightarrow +\infty} x(t) \geq s_{in} - \lambda^-(D^r) > 0$$

since  $s(t) + x(t)$  converges to  $s_{in}$  for any realization. This demonstrates the strong persistence of the random dynamics (1.7)-(1.8) with the explicit lower bound  $s_{in} - \lambda^-(D^r)$ .  $\square$

Now we consider the last situation when  $\mu(s_{in}) < D < \mu(s_m)$  which corresponds to the bi-stability in the deterministic case. In the random framework, one cannot guarantee persistence nor wash-out of the biomass. As we shall see later on simulations, the asymptotic behavior of the solutions depends on the initial condition and the realization of the noise. However we show that an upper bound on the biomass can be provided.

**Theorem 4.3.** *Assume  $x_0 > 0$ . Then, the upper bound*

$$\limsup_{t \rightarrow +\infty} x(t; 0, \omega, x_0) \leq s_{in} - \lambda^-(D^l)$$

for any solution of the random dynamics (1.7)-(1.8) as long as  $D^l < \mu(s_m)$ .

*Proof.* Let us remark that in this proof we will write  $x(t)$ ,  $s(t)$  and  $q(t)$ , or simply  $x$ ,  $s$  and  $q$ , instead of  $x(t; 0, \omega, x_0)$ ,  $s(t; 0, \omega, s_0)$  and  $q(t; 0, \omega, q_0)$  for the sake of simplicity.

Consider  $x_0 > 0$ . Then, from (1.8) one has

$$\begin{aligned} \frac{dx}{dt} &= (\mu(s) - (D + \Phi(z^*(\theta_t \omega))))x \\ &= (\mu(s_{in} - x - q) - (D + \Phi(z^*(\theta_t \omega))))x := F(t, x), \end{aligned} \quad (4.7)$$

where  $q = s_{in} - x - s$ .

We know that  $\lim_{t \rightarrow +\infty} q(t) = 0$  then, for every  $\varepsilon > 0$  there exists  $T(\omega, \varepsilon) > 0$  such that  $|q(t)| < \varepsilon$  for every  $t > T(\omega, \varepsilon)$ . Thus  $x(t) < s_{in} + \varepsilon$  for every  $t > T(\omega, \varepsilon)$ .

Moreover, for all  $x \in (s_{in} - \lambda^-(D^l) + \varepsilon, s_{in} + \varepsilon)$ , one has  $s_{in} - x - q \in (-q - \varepsilon, \lambda^-(D^l) - q - \varepsilon)$ . In fact, since  $s_{in} - x - q = s \geq 0$  (see Theorem 3.1), then we have  $s_{in} - x - q \in (0, \lambda^-(D^l) - q - \varepsilon) \subset (0, \lambda^-(D^l))$  whence  $F(t, x) < 0$  since  $\mu(0, \lambda^-(D^l)) < D^l$  and  $D + \Phi(z^*(\theta_t \omega)) \geq D^l$ .

Thus,

$$\limsup_{t \rightarrow +\infty} x(t) \leq s_{in} - \lambda^-(D^l) + \varepsilon$$

for every  $\varepsilon > 0$ . □

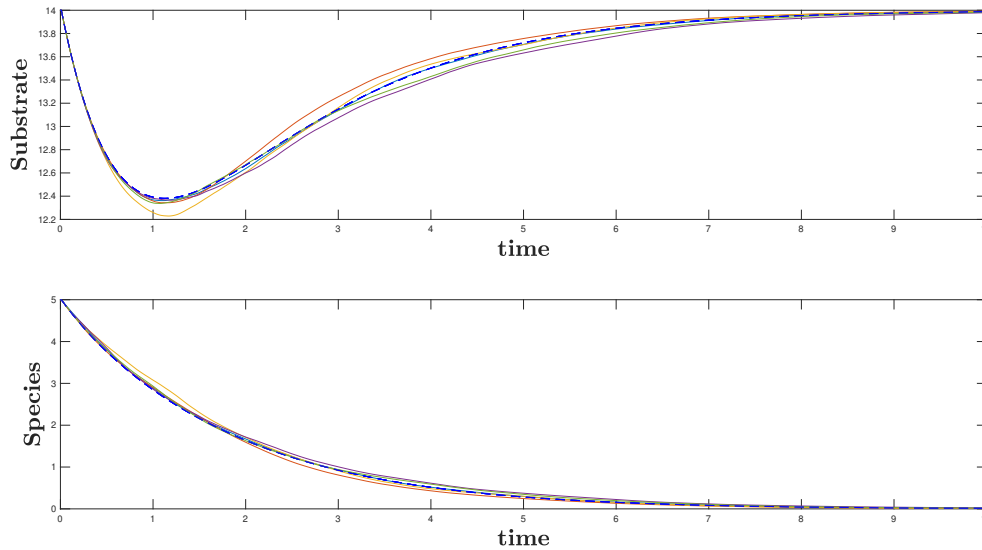
## 5. Numerical simulations

In this section we present several numerical simulations to support our theoretical results in three different cases: extinction, strong persistence and weak persistence of species.

Two different figures are presented in each case. The first figure (with two panels) concerns the dynamics of the substrate (top) and the species (bottom) in the random chemostat model (1.7)-(1.8) for different realizations of the noise (in colored continuous lines) along with the case without noise i.e. the deterministic chemostat model (in blue dashed lines). In addition, in each panel we display a little box with a zoom to illustrate better the dynamics around the attracting set. The second figure offers information about the consumption function of the consumer species and those parameters involved in conditions to have extinction, weak persistence and strong persistence of species.

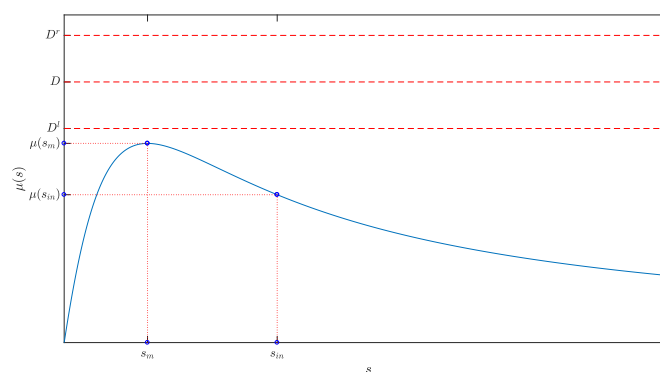
We first present the case of extinction in Figure 2. We consider  $s_0 = 14$ ,  $x_0 = 5$  as initial conditions and set  $s_{in} = 14$ ,  $\mu_0 = 4$ ,  $k_s = 7.5$ ,  $k_i = 4$ ,  $D = 1.4$  and the interval given by

practitioners from observations is  $[D^l, D^r] = [1.15, 1.65]$ , then  $d = 0.25$ . In addition,  $\nu = 1$  and  $\beta = 1$ . We can observe in Figure 3 that  $D^l > \mu(s_m)$  holds true and then, as proved in Theorem 3.3, the species extinguishes (the attracting set in this case is  $\{(0, s_{in})\}$ ).



**Figure 2.** Extinction of species. Values of the parameters:  $s_{in} = 14$ ,  $\mu_0 = 4$ ,  $k_s = 7$ ,  $k_i = 5$ ,  $D = 1.4$ ,  $D^l = 1.15$ ,  $D^r = 1.65$ ,  $d = 0.25$ ,  $\beta = 1$ ,  $\nu = 1$  and the initial values  $s_0 = 14$ ,  $x_0 = 5$

This is indeed quite intuitive as condition (3.3) basically means that the nominal value  $D$  of the removal rate is too large compared to the growth kinetics (recall that  $D^l > \mu(s_m)$  implies  $D > \mu(s_m)$ ), even though we start far away from the washout  $(s_{in}, 0)$ .



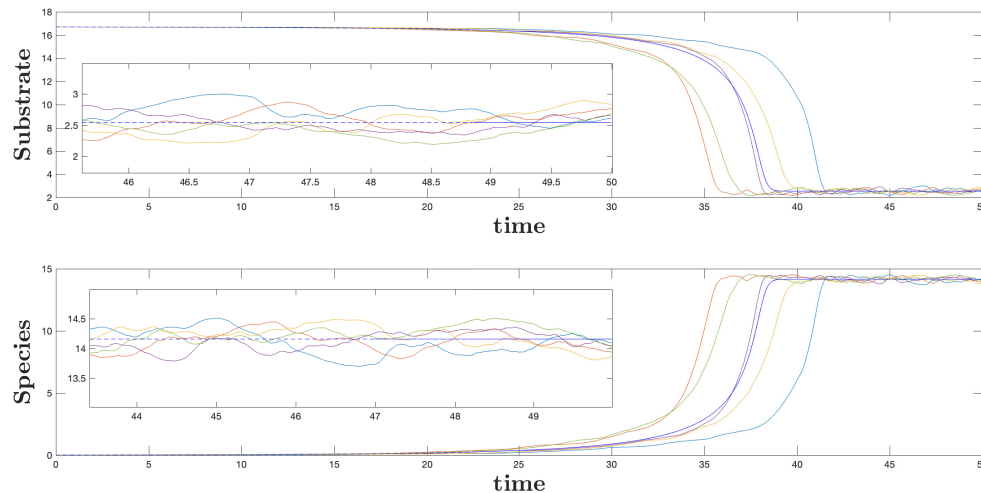
**Figure 3.** Consumption function of consumer species in case of extinction. Values of the parameters:  $s_{in} = 14$ ,  $s_m = 5.4772$ ,  $D = 1.4$ ,  $D^l = 1.65$ ,  $D^r = 1.15$ ,  $\mu(s_{in}) = 0.7943$ ,  $\mu(s_m) = 10699$ .

Now we present situations where weak and strong persistence is ensured. To compare, we

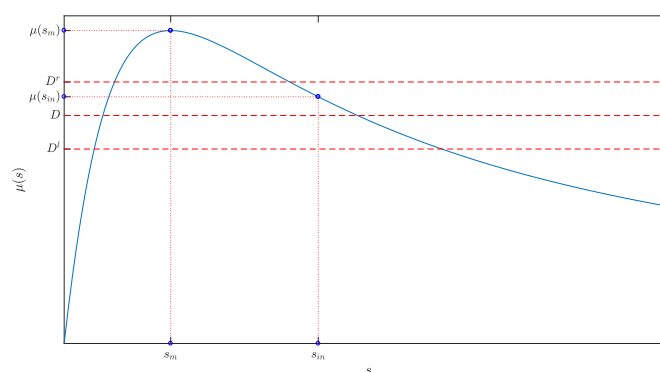


start with the case of weak persistence by considering  $s_0 = 16.7$ ,  $x_0 = 0.01$  as initial conditions and set  $s_{in} = 16.7$ ,  $\mu_0 = 7$ ,  $k_s = 7$ ,  $k_i = 7$ . In addition,  $\beta = 1$  and  $\nu = 1$ . Once fixed these parameters, the removal rate  $D$  will be the set to allow conditions (4.4) and (4.2) be true or false.

In Figure 4 we set  $D = 1.7$  and the interval  $[D^l, D^r] = [1.45, 1.95]$  then  $d = 0.25$ . In this case  $D < \mu(s_{in})$  is fulfilled (observe Figure 5) then we have weak persistence of species, see Theorem 4.1. Although we start very closed to the washout  $(s_{in}, 0)$ , we observe persistence of species.



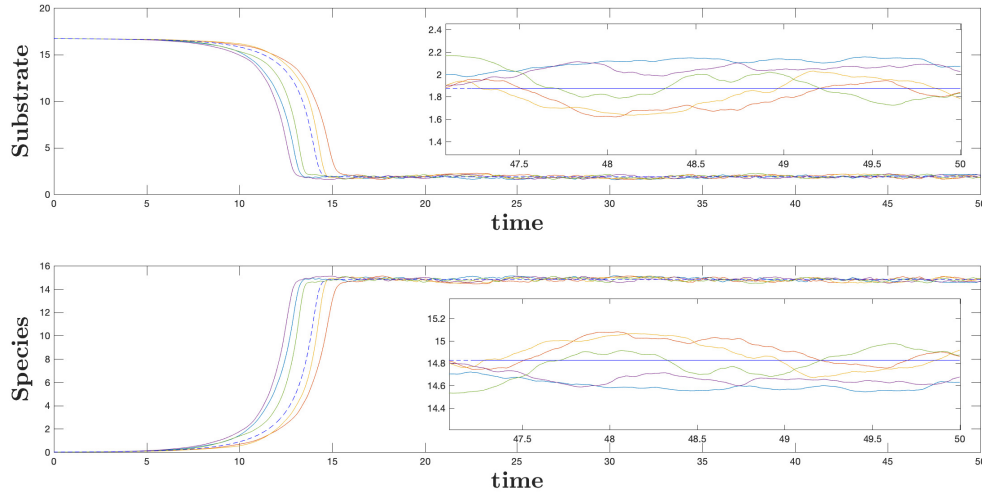
**Figure 4.** Persistence of species in weak sense. Values of the parameters:  $s_{in} = 16.7$ ,  $\mu_0 = 7$ ,  $k_s = 7$ ,  $k_i = 7$ ,  $D = 1.7$ ,  $D^l = 1.45$ ,  $D^r = 1.95$ ,  $d = 0.25$ ,  $\beta = 1$ ,  $\nu = 1$  and the initial values  $s_0 = 16.7$ ,  $x_0 = 0.01$



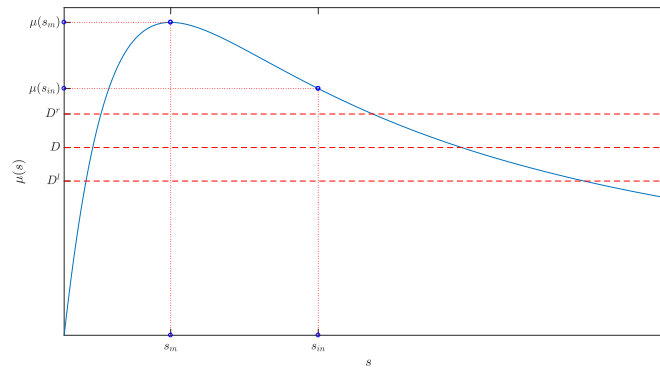
**Figure 5.** Consumption function of consumer species in case of weak persistence. Values of the parameters:  $s_{in} = 16.7$ ,  $s_m = 7$ ,  $D = 1.7$ ,  $D^l = 1.45$ ,  $D^r = 1.95$ ,  $d = 0.25$ ,  $\mu(s_{in}) = 1.8397$ ,  $\mu(s_m) = 2.3333$

In Figure 6 we set  $D = 1.4$  and the interval  $[D^l, D^r] = [1.15, 1.65]$  then  $d = 0.25$ . In this case

$D^r < \mu(s_{in})$  holds true (see Figure 10) and then strong persistence of species is obtained from Theorem 4.1.



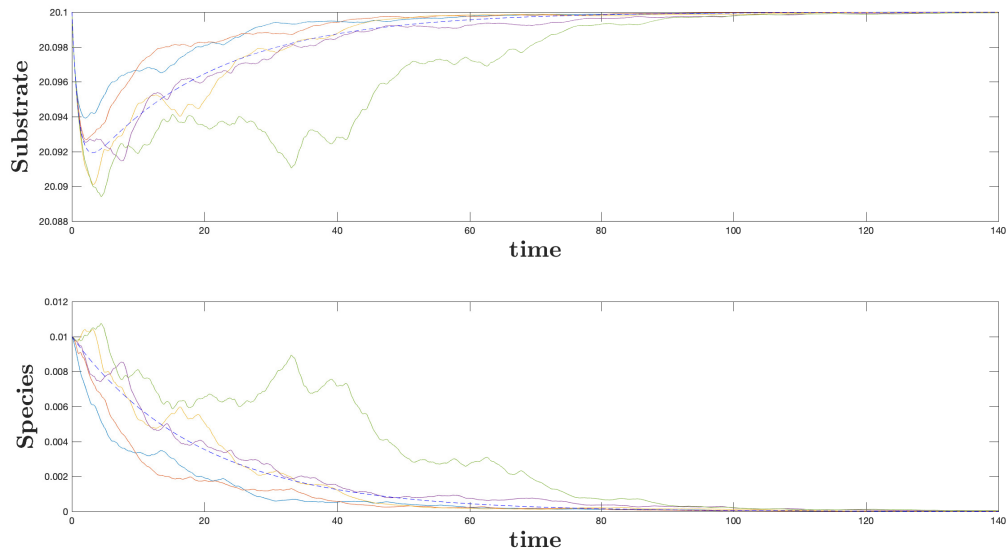
**Figure 6.** Persistence of species in strong sense. Values of the parameters:  $s_{in} = 16.7$ ,  $\mu_0 = 7$ ,  $k_s = 7$ ,  $k_i = 7$ ,  $D = 1.4$ ,  $D^l = 1.15$ ,  $D^r = 1.65$ ,  $d = 0.25$ ,  $\beta = 1$ ,  $\nu = 1$  and the initial values  $s_0 = 16.7$ ,  $x_0 = 0.01$



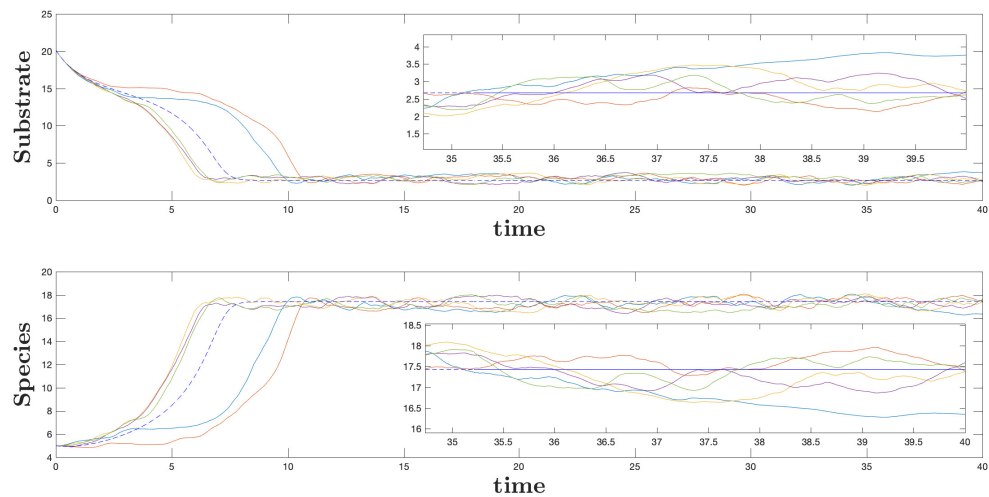
**Figure 7.** Consumption function of consumer species in case of strong persistence. Values of the parameters:  $s_{in} = 16.7$ ,  $s_m = 7$ ,  $D = 1.4$ ,  $D^l = 1.15$ ,  $D^r = 1.65$ ,  $d = 0.25$ ,  $\mu(s_{in}) = 1.8397$ ,  $\mu(s_m) = 2.3333$

Moreover, we would like to notice that OU process proves again to be a powerful tool when modeling real (bounded) noises. In addition, it allows us to observe clearly the difference between weak and strong persistence.

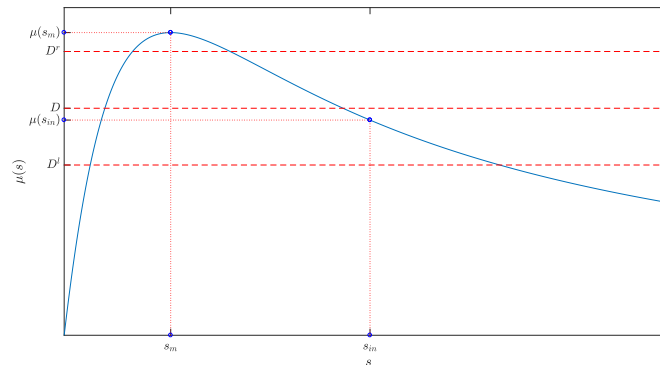
Finally we present some numerical simulations to observe that both extinction and persistence can be obtained when  $D^l < \mu(s_{in}) < D$  is fulfilled, as in the deterministic case. However, the issue here depends also on the realization of the noise.



**Figure 8.** Extinction of species. Values of the parameters:  $s_{in} = 20.1$ ,  $\mu_0 = 4$ ,  $k_s = 7$ ,  $k_i = 7$ ,  $D = 1$ ,  $D^l = 0.75$ ,  $D^r = 1.25$ ,  $d = 0.25$ ,  $\beta = 1$ ,  $\nu = 1$  and the initial values  $s_0 = 20.1$ ,  $x_0 = 0.01$



**Figure 9.** Persistence of species in strong sense. Values of the parameters:  $s_{in} = 20.1$ ,  $\mu_0 = 4$ ,  $k_s = 7$ ,  $k_i = 7$ ,  $D = 1$ ,  $D^l = 0.75$ ,  $D^r = 1.25$ ,  $d = 0.25$ ,  $\beta = 1$ ,  $\nu = 1$  and the initial values  $s_0 = 20.1$ ,  $x_0 = 5$



**Figure 10.** Consumption function of consumer species in case of strong persistence. Values of the parameters:  $s_{in} = 20.1$ ,  $s_m = 7$ ,  $D = 1$ ,  $D^l = 0.75$ ,  $D^r = 1.25$ ,  $d = 0.25$ ,  $\mu(s_{in}) = 0.9479$ ,  $\mu(s_m) = 1.3333$

## 6. Conclusion

We have considered the chemostat model (1.1)-(1.2) with Haldane consumption kinetics, under bounded perturbations on the input flow rate, motivated by real cases in industrial setup and biotechnology. To this end, we use a bounded saturated function of the Ornstein-Uhlenbeck process that allows us to ensure the noise to be bounded in realistic intervals.

We prove in Theorem 3.1 existence and uniqueness of global positive solution of the corresponding random chemostat (1.7)-(1.8) by means of standard results from the theory of ODEs and thanks to properties of the Ornstein-Uhlenbeck process. Then, in Theorem 3.2 we establish the existence of an absorbing and attracting set which has the nice property to be deterministic, i.e. that does not depend on the realization of the noise.

We then focused on the long-time behavior of the random dynamics inside this attracting set. To this end, we first proved in Theorem 3.3 that extinction of species cannot be avoided as long as  $D^l > \mu(s_m)$  whatever is the input concentration  $s_{in}$ . On the opposite, we proved in Theorem 4.1 the weakly uniformly persistence of species when  $D < \mu(s_{in})$ , which means that species can be temporarily arbitrary closed to the extinction but still persist even when having random disturbances in the input flow. The condition  $D < \mu(s_{in})$  ensures persistence in the deterministic case but the effective removal rate does not necessarily fulfills this condition depending on the realizations. Finally, we prove the strong persistence of the species in Theorem 4.2 under the stronger condition  $D^r < \mu(s_{in})$ . In this case, we provide an explicit lower bound for the asymptotic concentration of the species, a useful information for practitioners.

In addition, we support the theoretical results with several numerical simulations which depicts the possible behaviors of the random dynamics. Moreover, this allows us to illustrate the difference between weak and strong persistence: once fixed every parameter we change the removal rate  $D$  to let conditions  $\mu(s_{in}) > D$  and  $\mu(s_{in}) > D^r$  be true or not. Condition to have

weak persistence ( $\mu(s_{in}) > D$ ) does not involve the noise and then the random realizations of the species can fluctuate closed to zero and we still ensure persistence whereas condition to have strong persistence ( $\mu(s_{in}) > D^r$ ) only fulfills for realizations of the perturbed removal rate inside a small enough interval.

To conclude, we would like to stress that the Ornstein-Uhlenbeck process has proved once again to be relevant tool to model random disturbances in a biological framework. This stochastic process fits in a quite loyal way the bounded fluctuations that are observed in practice, and justify the (weak or strong) persistence of the biomass despite the possible realizations of noise, as also observed in practice.

## Acknowledgments

This work has been partially supported by Proyecto de Excelencia P12-FQM-1492 from Junta de Andalucía, Project PGC2018-096540-B-I00 from Ministerio de Ciencia, Innovación y Universidades (Spanish government) and Project US-1254251 from Consejería de Economía y Conocimiento (Junta de Andalucía).

## References

1. J. Andrews, A mathematical model for the continuous culture of microorganisms utilizing inhibitory substrates, *Biotechnology & Bioengineering*, **10** (1968), 707–723.
2. L. Arnold, *Random Dynamical Systems*, Springer Berlin Heidelberg, 1998.
3. Y. Asai and P. Kloeden, Numerical schemes for random odes via stochastic differential equations, *Communications in Applied Analysis*, **17**.
4. J. Barlow, F. de Noyelles, B. Peterson, J. Peterson and W. Schaffner, Continuous flow nutrient bioassays with natural phytoplankton populations, G. Glass (Editor): *Bioassay Techniques and Environmental Chemistry*, John Wiley & Sons Ltd., 1973.
5. G. Bastin and D. Dochain, *On-line estimation and adaptive control of bioreactors*, Elsevier, 1990.
6. T. Caraballo, R. Colucci, J. López-de-la-Cruz and A. Rapaport, A way to model stochastic perturbations in population dynamics models with bounded realizations, *Communications in Nonlinear Science and Numerical Simulation*, **77** (2019), 239–257.
7. T. Caraballo, M. J. Garrido-Atienza and J. López-de-la-Cruz, *Some Aspects Concerning the Dynamics of Stochastic Chemostats*, vol. 69, chapter 11, 227–246, Springer International Publishing, Cham, 2016.
8. T. Caraballo, M. J. Garrido-Atienza and J. López-de-la-Cruz, Dynamics of some stochastic chemostat models with multiplicative noise, *Communications on Pure and Applied Analysis*, **16** (2017), 1893–1914.
9. T. Caraballo, M. J. Garrido-Atienza, J. López-de-la-Cruz and A. Rapaport, Modeling and analysis of random and stochastic input flows in the chemostat model, *Discrete & Continuous Dynamical Systems - Series B*, **24** (2018), 3591–3614.

10. T. Caraballo and X. Han, *Applied Nonautonomous and Random Dynamical Systems, Applied Dynamical Systems*, Springer International Publishing, 2016.
11. T. Caraballo, X. Han and P. E. Kloeden, Chemostats with random inputs and wall growth, *Mathematical Methods in the Applied Sciences*, **38** (2015), 3538–3550.
12. T. Caraballo, P. E. Kloeden and B. Schmalfuss, Exponentially stable stationary solutions for stochastic evolution equations and their perturbation, *Applied Mathematics and Optimization*, **50** (2004), 183–207.
13. B. Cloez and C. Fritsch, Gaussian approximations for chemostat models in finite and infinite dimensions, *Journal of Mathematical Biology*, **75** (2017), 805–843.
14. P. Collet, S. Martínez, S. Méléard and J. S. Martín, Stochastic models for a chemostat and long-time behavior, *Advances in Applied Probability*, **45** (2013), 822–836.
15. I. F. Creed, D. M. McKnight, B. A. Pellerin, M. B. Green, B. A. Bergamaschi, G. R. Aiken, D. A. Burns, S. E. G. Findlay, J. B. Shanley, R. G. Striegl, B. T. Aulenbach, D. W. Clow, H. Laudon, B. L. McGlynn, K. J. McGuire, R. A. Smith and S. M. Stackpoole, The river as a chemostat: fresh perspectives on dissolved organic matter flowing down the river continuum, *Canadian Journal of Fisheries and Aquatic Sciences*, **72** (2015), 1272–1285.
16. G. D’Ans, P. Kokotovic and D. Gottlieb, A nonlinear regulator problem for a model of biological waste treatment, *IEEE Transactions on Automatic Control*, **16** (1971), 341–347.
17. H. I. Freedman and P. Moson, Persistence definitions and their connections, *Proceedings of the American Mathematical Society*, **109** (1990), 1025–1033.
18. C. Fritsch, J. Harmand and F. Campillo, A modeling approach of the chemostat, *Ecological Modelling*, **299** (2015), 1–13.
19. J. Grasman, M. D. Gee and O. A. V. Herwaarden, Breakdown of a chemostat exposed to stochastic noise, *Journal of Engineering Mathematics*, **53** (2005), 291–300.
20. J. Harmand, C. Lobry, A. Rapaport and T. Sari, *The Chemostat: Mathematical Theory of Micro-organisms Cultures*, Wiley, Chemical Engineering Series, John Wiley & Sons, Inc., 2017.
21. L. Imhof and S. Walcher, Exclusion and persistence in deterministic and stochastic chemostat models, *Journal of Differential Equations*, **217** (2005), 26–53.
22. H. W. Jannasch, Steady state and the chemostat in ecology, *Limnology and Oceanography*, **19** (1974), 716–720.
23. S. Jorgensen and B. Fath, *Fundamentals of Ecological Modelling Applications in Environmental Management and Research*, Elsevier, 2011.
24. J. Kalff and R. Knoechel, Phytoplankton and their dynamics in oligotrophic and eutrophic lakes, *Annual Review of Ecology and Systematics*, **9** (1978), 475–495.
25. J. W. M. La Rivière, Microbial ecology of liquid waste treatment, in *Advances in Microbial Ecology*, vol. 1, Springer US, 1977, 215–259.
26. J. Monod, La technique de culture continue: Théorie et applications, *Annales de l’Institut Pasteur*, **79** (1950), 390–410.

- 
27. A. Novick and L. Szilard, Experiments with the chemostat on spontaneous mutations of bacteria, *Proceedings of the National Academy of Sciences*, **36** (1950), 708–719.
  28. A. Rapaport and J. Harmand, Robust regulation of a class of partially observed nonlinear continuous bioreactors, *Journal of Process Control*, **12** (2002), 291–302.
  29. A. Rapaport and J. Harmand, Biological control of the chemostat with nonmonotonic response and different removal rates, *Mathematical Biosciences and Engineering*, **5** (2008), 539–547.
  30. A. Rapaport, I. Haidar and J. Harmand, Global dynamics of the buffered chemostat for a general class of response functions, *Journal of Mathematical Biology*, **71** (2014), 69–98.
  31. E. Rurangwa and M. C. J. Verdegem, Microorganisms in recirculating aquaculture systems and their management, *Reviews in Aquaculture*, **7** (2015), 117–130.
  32. B. Satishkumar and M. Chidambaram, Control of unstable bioreactor using fuzzy tuned PI controller, *Bioprocess Engineering*, **20** (1999), 127.
  33. A. Schaum, J. Alvarez and T. Lopez-Arenas, Saturated PI control of continuous bioreactors with haldane kinetics, *Chemical Engineering Science*, **68** (2012), 520–529.
  34. H. L. Smith and P. Waltman, *The theory of the chemostat: dynamics of microbial competition*, Cambridge University Press, 1995.
  35. G. Stephanopoulos, R. Aris and A. Fredrickson, A stochastic analysis of the growth of competing microbial populations in a continuous biochemical reactor, *Mathematical Biosciences*, **45** (1979), 99–135.
  36. H. Thieme, Convergence results and a poincare-bendixson trichotomy for asymptotically autonomous differential equations, *Journal of Mathematical Biology*, **30**.
  37. W. Walter, *Ordinary Differential Equations*, Springer New York, 1998.
  38. C. Xu and S. Yuan, An analogue of break-even concentration in a simple stochastic chemostat model, *Applied Mathematics Letters*, **48** (2015), 62–68.
  39. D. Zhao and S. Yuan, Critical result on the break-even concentration in a single-species stochastic chemostat model, *Journal of Mathematical Analysis and Applications*, **434** (2016), 1336–1345.