



HAL
open science

How LAB can cooperate to improve soy juice fermentation?

Stéphanie-Marie Deutsch, Olivier Harlé, Jérôme Niay, Florence Valence, Sandrine Parayre, Julie Aubert, Marie-Bernadette Maillard, Gwenaele Henry, Anne Thierry, Eric Guédon, et al.

► **To cite this version:**

Stéphanie-Marie Deutsch, Olivier Harlé, Jérôme Niay, Florence Valence, Sandrine Parayre, et al.. How LAB can cooperate to improve soy juice fermentation?. NIZO Plant Protein Functionality Conference, Fred van de Velde (NIZO; chair) René Floris (NIZO) John Giezen (NIZO) Marie-Claire Morley (Elsevier), Oct 2020, Conference - Online., France. hal-02975394

HAL Id: hal-02975394

<https://hal.inrae.fr/hal-02975394>

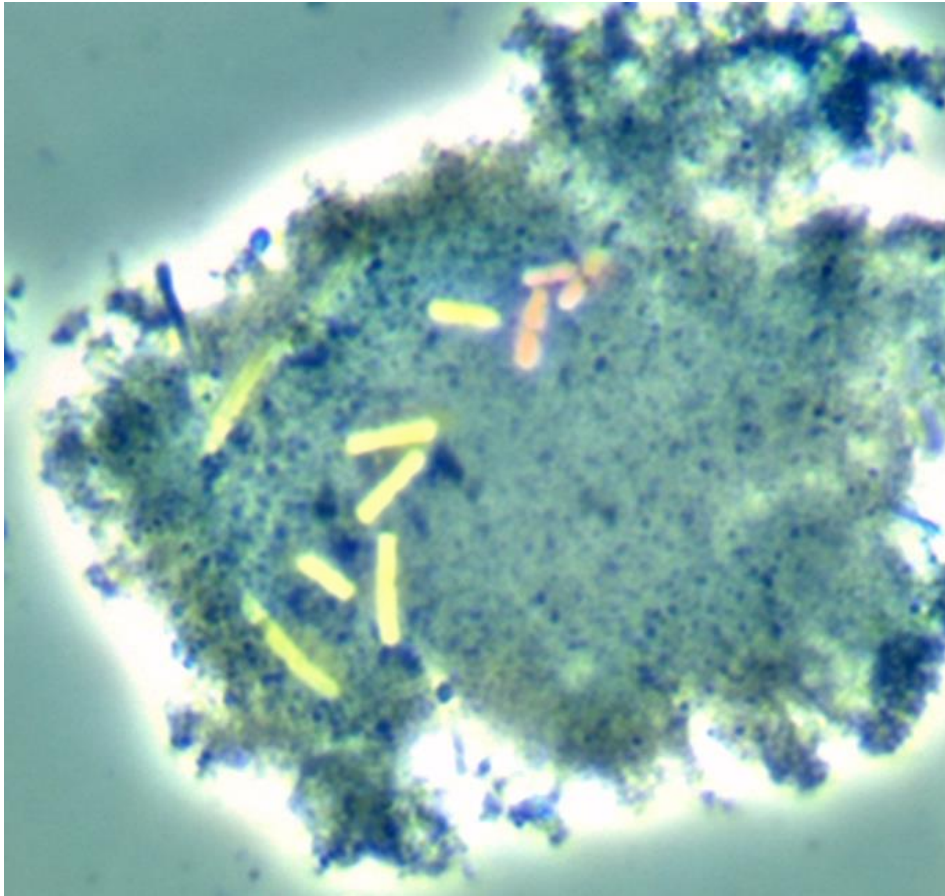
Submitted on 22 Oct 2020

HAL is a multi-disciplinary open access archive for the deposit and dissemination of scientific research documents, whether they are published or not. The documents may come from teaching and research institutions in France or abroad, or from public or private research centers.

L'archive ouverte pluridisciplinaire **HAL**, est destinée au dépôt et à la diffusion de documents scientifiques de niveau recherche, publiés ou non, émanant des établissements d'enseignement et de recherche français ou étrangers, des laboratoires publics ou privés.



Distributed under a Creative Commons Attribution - NonCommercial - NoDerivatives 4.0 International License



How LAB can cooperate to improve soy juice fermentation?

PLANT PROTEIN CONFERENCE 2020

OLIVIER HARLÉ



Soy juice is an interesting alternative to animal milk

Plant-based proteins
(Plant + animal) based proteins = 50 % → Health
→ Ecology

(Guéguen et al., 2016; Springmann et al., 2018)



Soy juice from [*Glycine max*]

OFF-FLAVORS


OLIGOSACCHARIDES

(Davin and Berot, 1996; Guillon and Champ, 2002)

The lactic fermentation of soy juice



Lactic fermentation



An organic Soy Juice (SJ) :

- Sugars 8 g/L
- Proteins 36 g/L
- Lipids 19 g/L

A yogurt type
fermented SJ :

- Lactic acid 4 g/L
- Sugars 4 g/L
- Proteins 36 g/L
- Lipids 19 g/L

Lactic fermentation can improve food quality

→ Lactic fermentation can improve organoleptic and nutritional properties of soy juice

OFF-FLAVORS

OLIGOSACCHARIDES

HEDONIC-FLAVORS

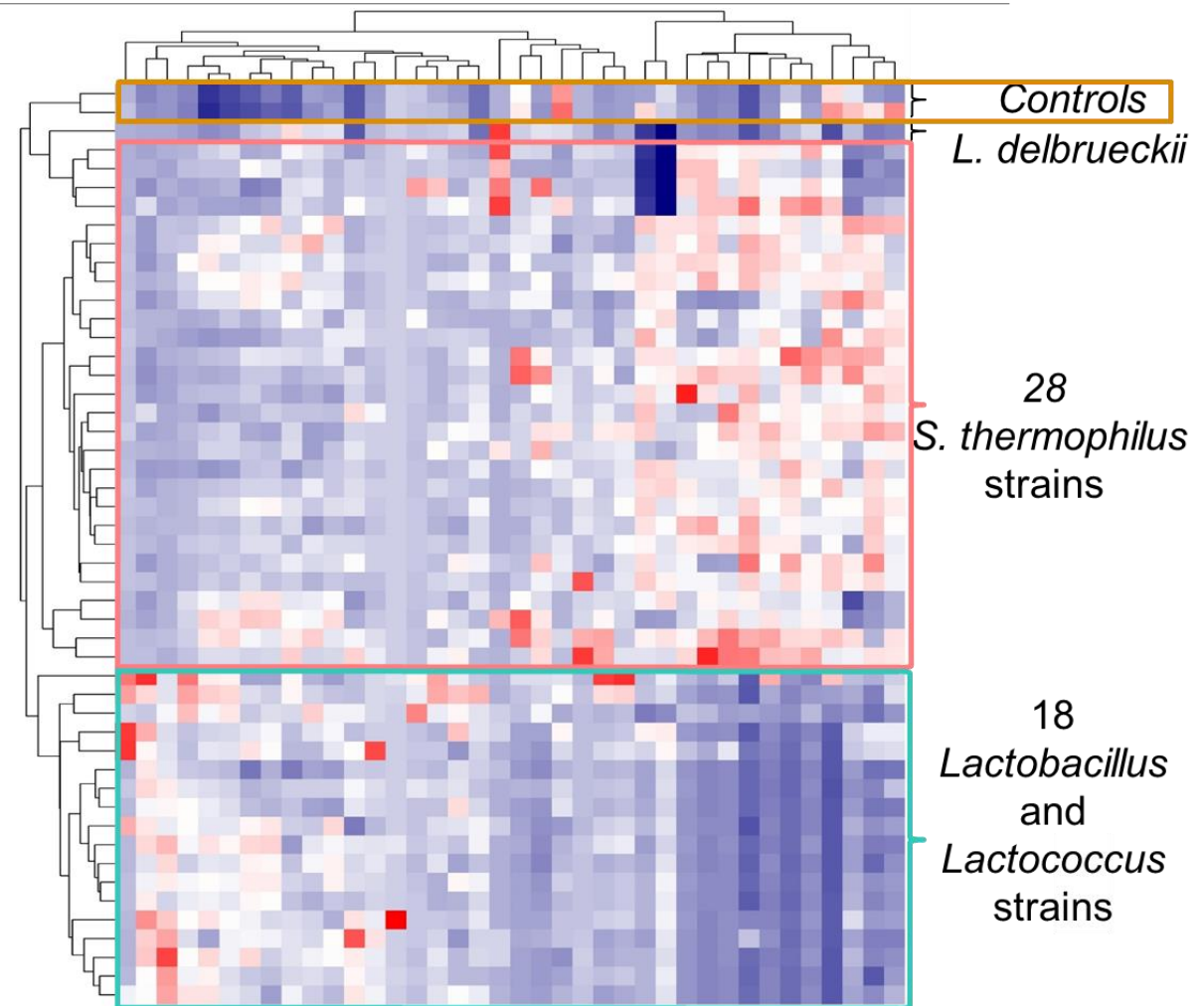
BUT

LAB are diverse

LAB are diverse

In soy juice fermentation, LAB can induce diverse profiles of:

- Sugars
- Organic acids
- Aroma compounds
- Amino Acids
- Vitamins
- Cofactors
- Redox potential modulation (Eh)



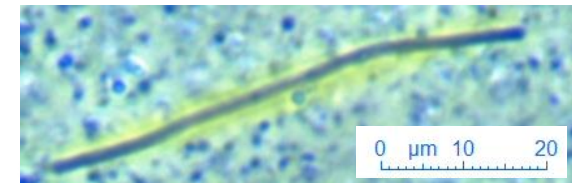
38 aroma compounds identified (Harlé et al, 2020)

LAB good fitness makes good fermentations

Lactiplantibacillus plantarum CIRM-BIA777
(Lp777) releases few AAs but is not
stressed in SJ fermentation



Lactobacillus delbrueckii CIRM-BIA865
(Ld865) releases various AAs and is
stressed in SJ fermentation (cell elongation)



LAB coculture are interesting to ferment soy juice

There can be :

Metabolic complementarities

(Sieuwert et al, 2008)

+

Positive interactions

(Sieuwert et al, 2016)



Improve
organoleptic
properties



Increase
fermentation
rate

Lp777 and *Ld865* increased acidification rate in coculture

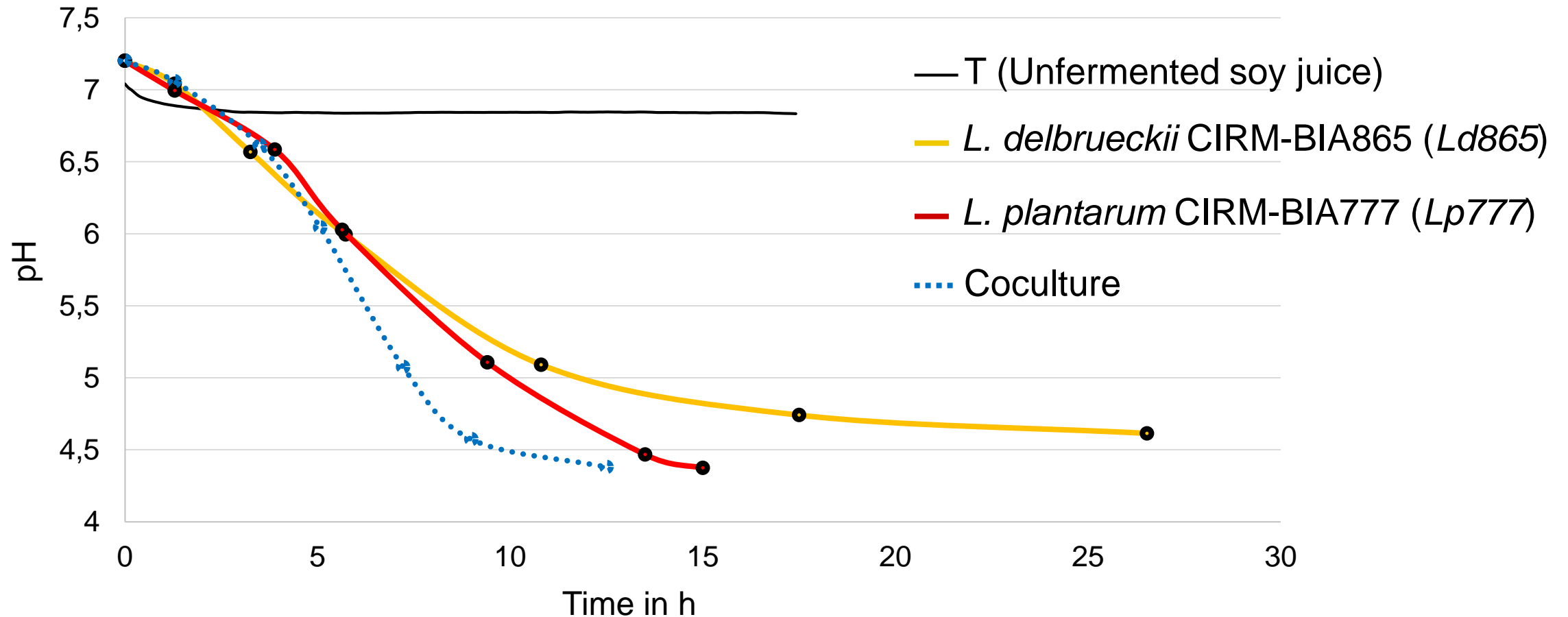
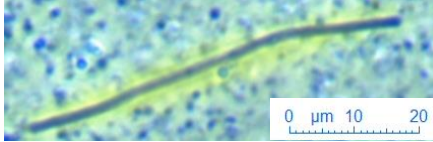


Figure 1. Fermentation kinetics of *Lp777* and *Ld865* in mono- and cocultures in SJ.

Ld865 was less stressed in coculture compared to monoculture

Ld865 in SJ monoculture



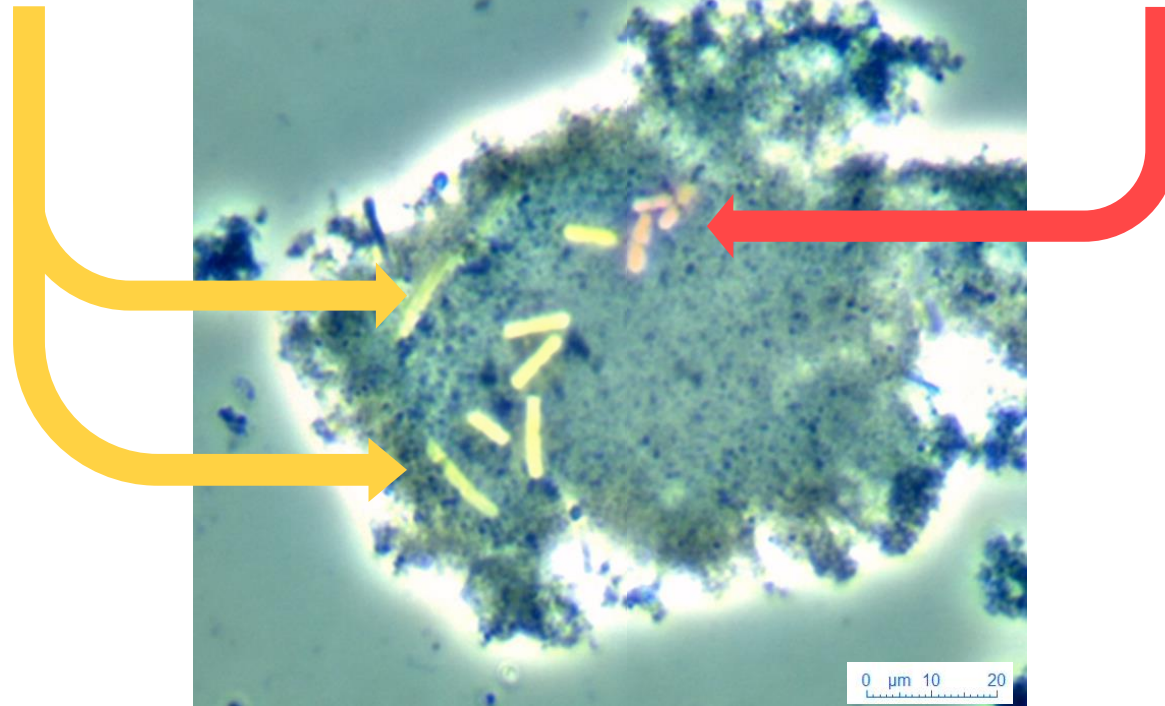
Lactobacillus delbrueckii
CIRM-BIA865

Lp777 in SJ monoculture



Lactiplantibacillus plantarum
CIRM-BIA777

SJ Coculture



Ld865 cell division was stimulated in coculture compared to monoculture

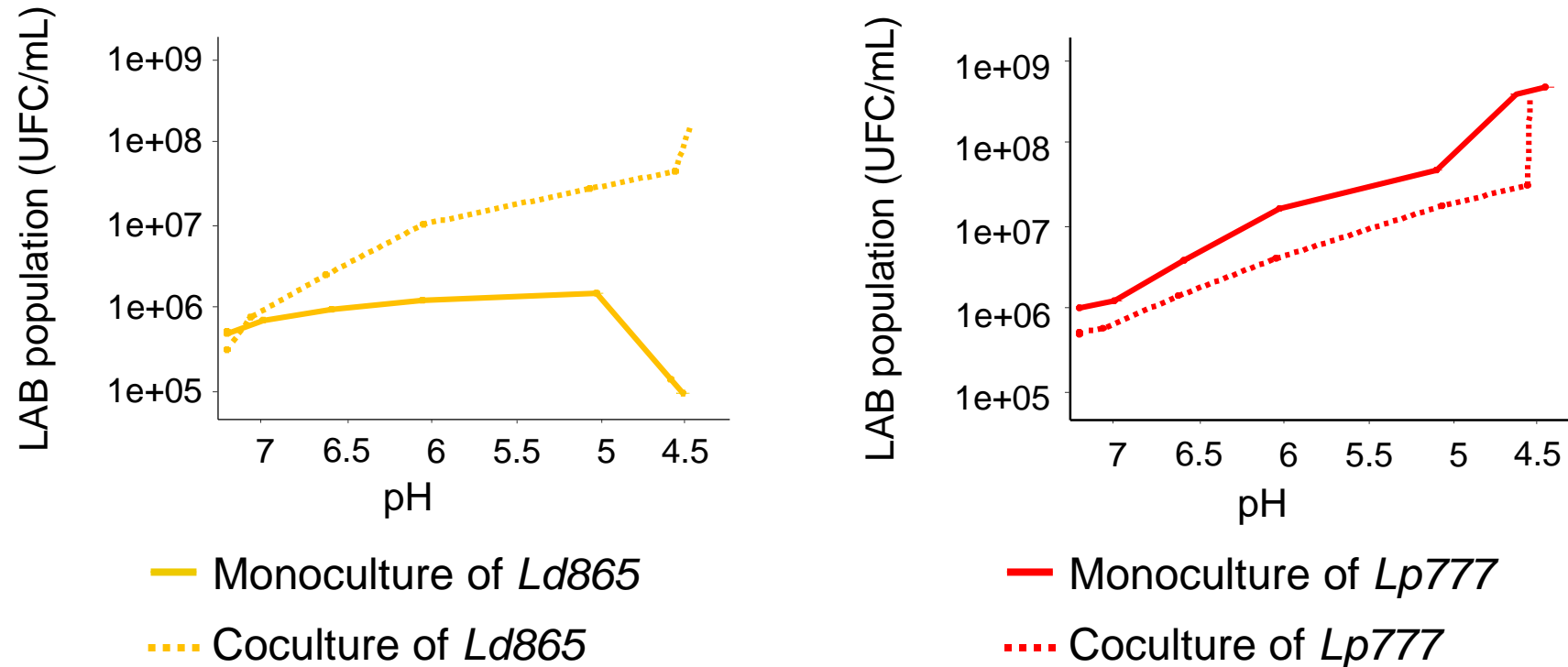
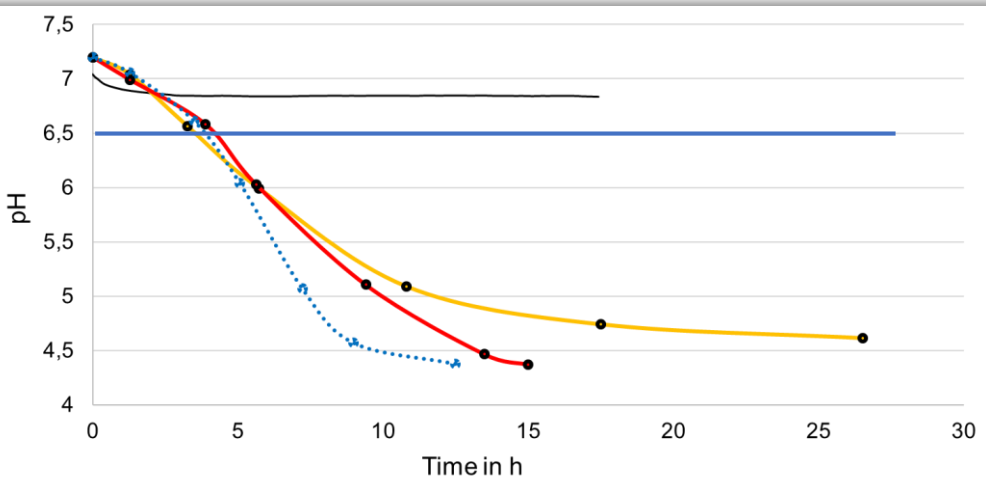
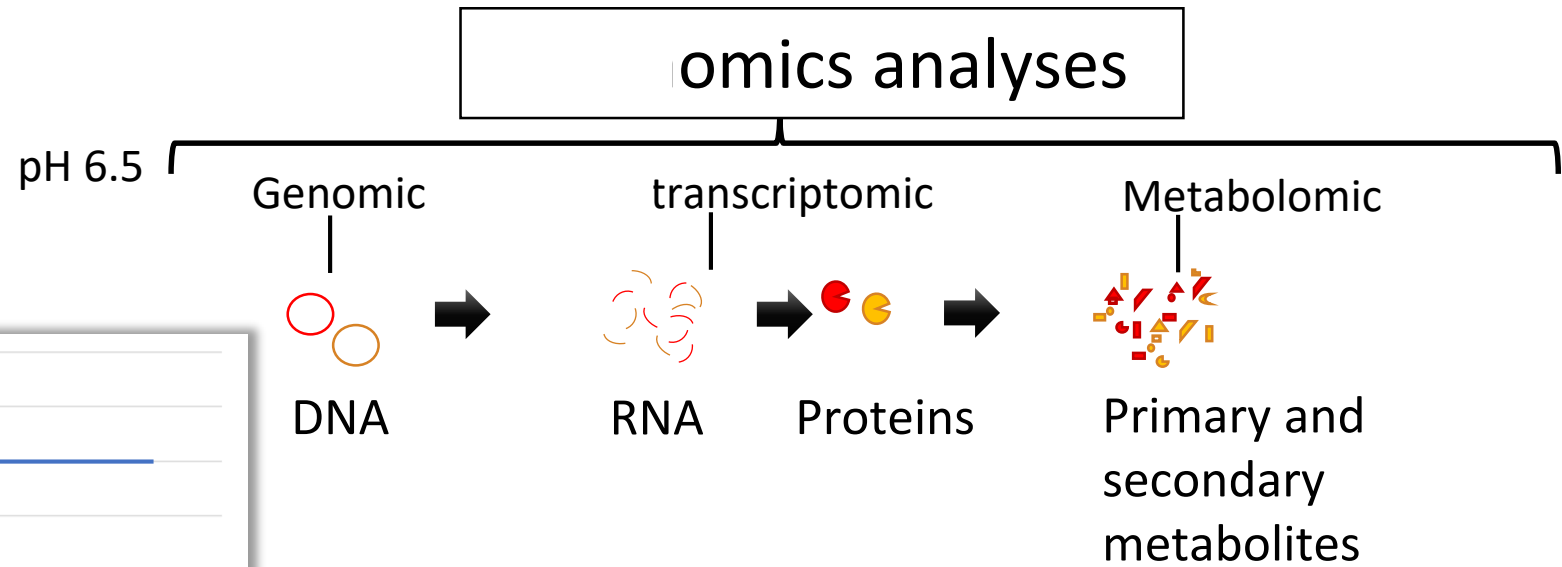


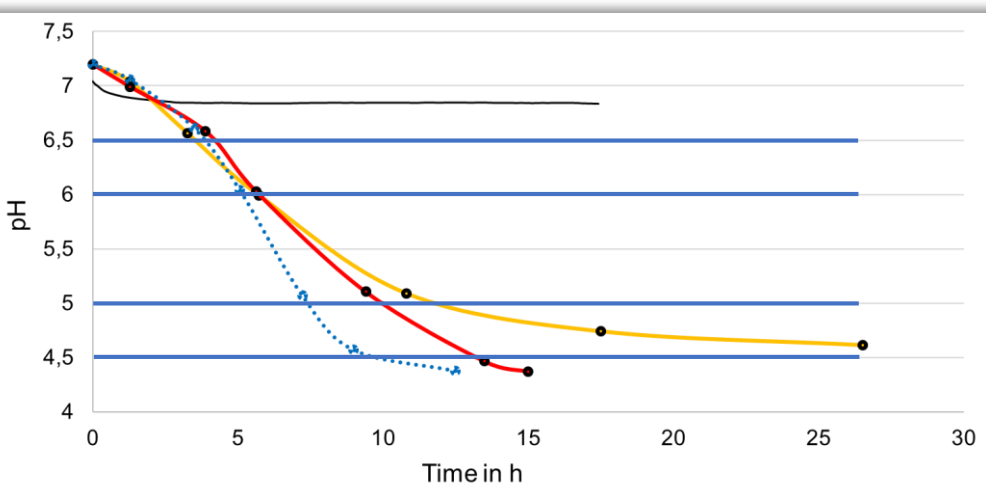
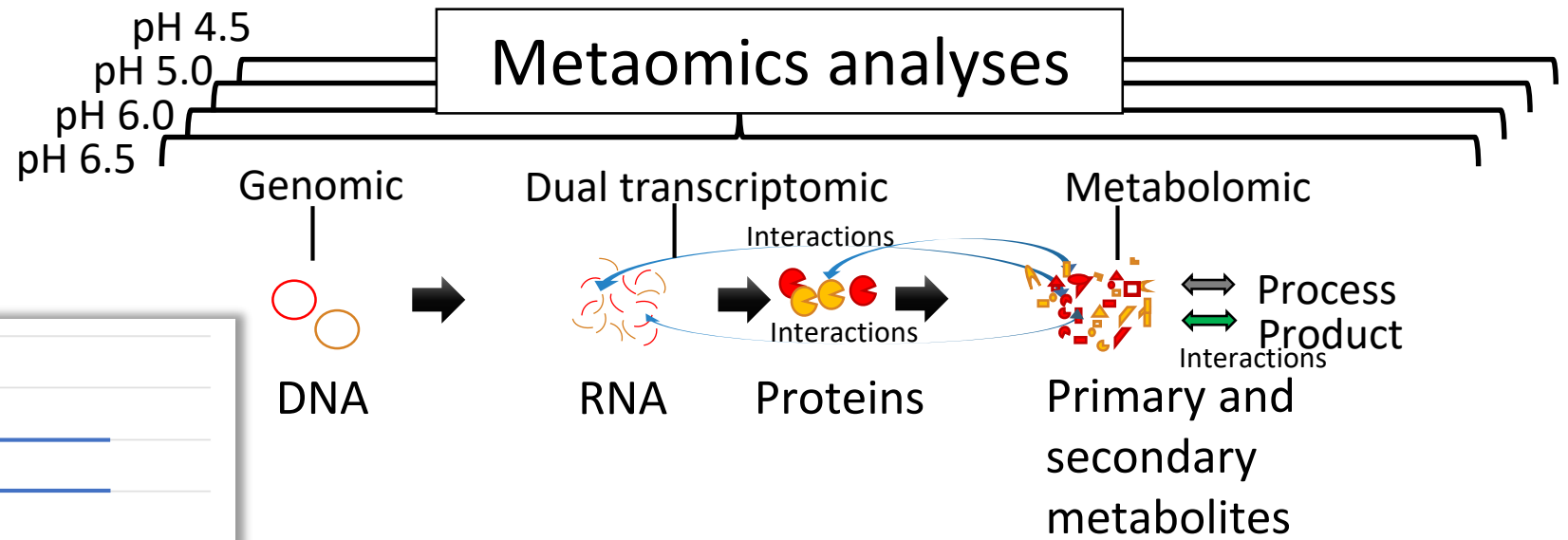
Figure 2. Growth of *Ld865* and *Lp777* performed in monoculture and in coculture in SJ fermentation at 37°C

Molecular bases of *Lp777* and *Ld865* cooperation were investigated



Molecular bases of *Lp777* and *Ld865* cooperation were investigated

(analysis of the kinetic of fermentation)



In coculture, fermentation rate increased compared to monoculture

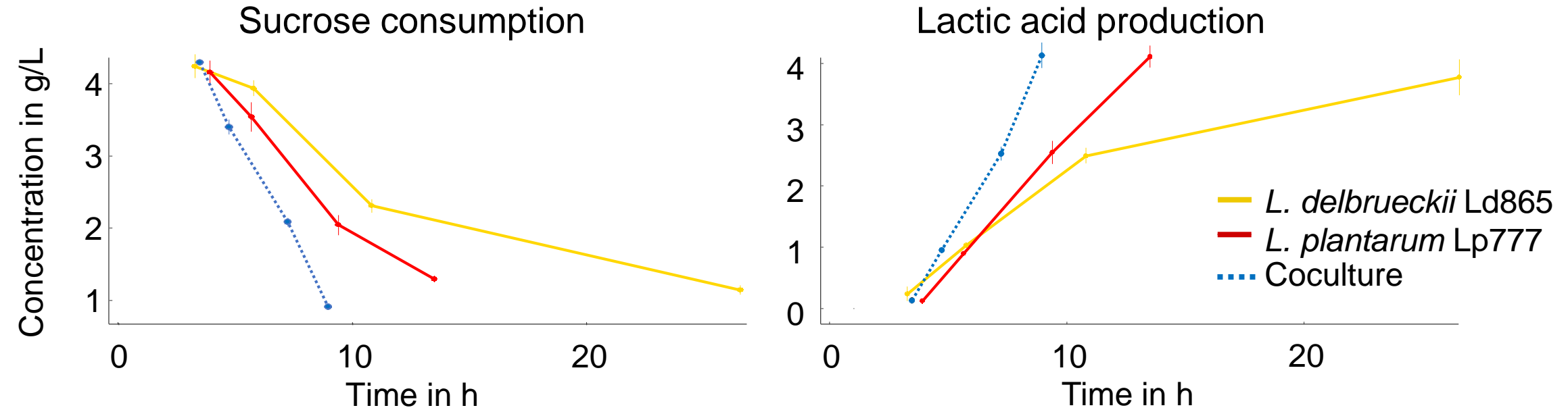
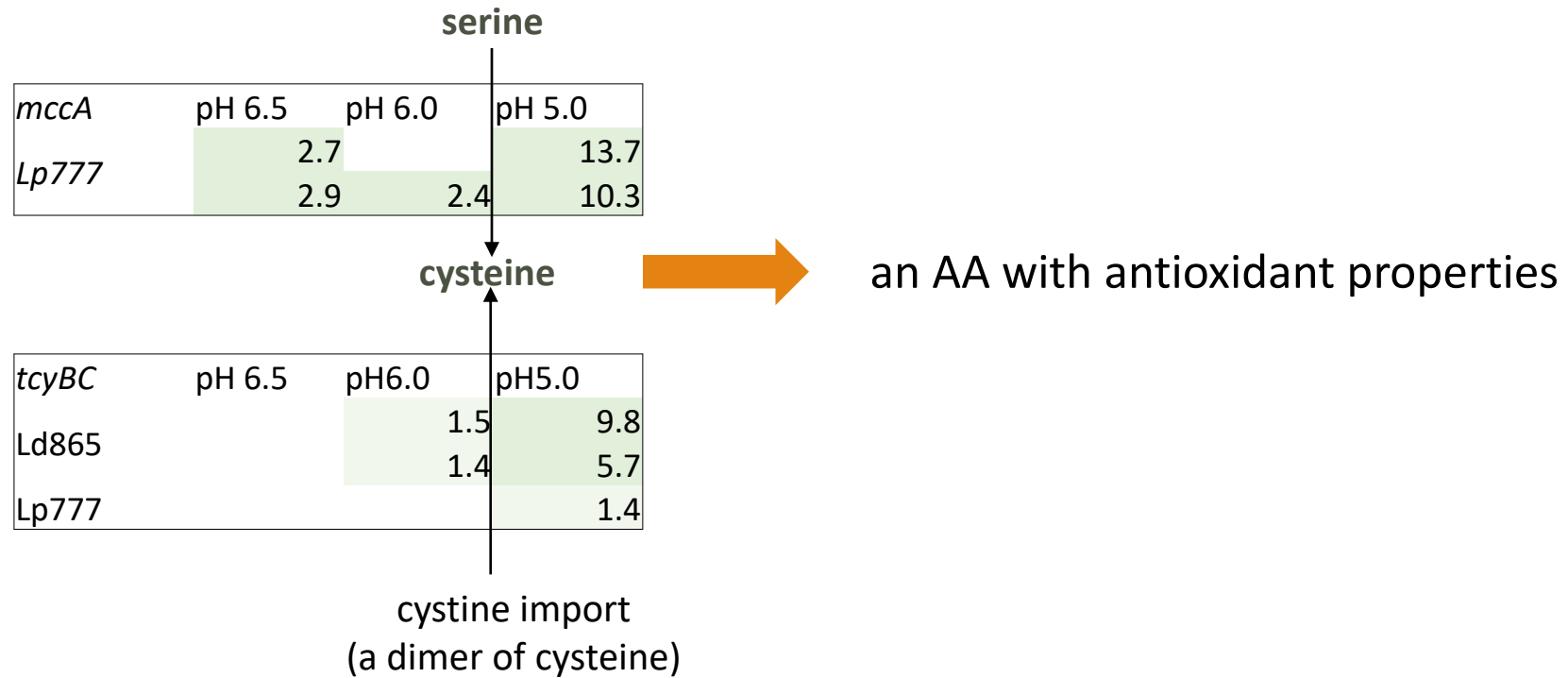


Figure 3. Sucrose consumption and lactic acid production of *Lp777* and *Ld865* in mono- and coculture in soy juice fermentation at 37°C.

In coculture, cysteine synthesis & transport were upregulated



Cystine addition in SJ decreased oxidation-reduction potential

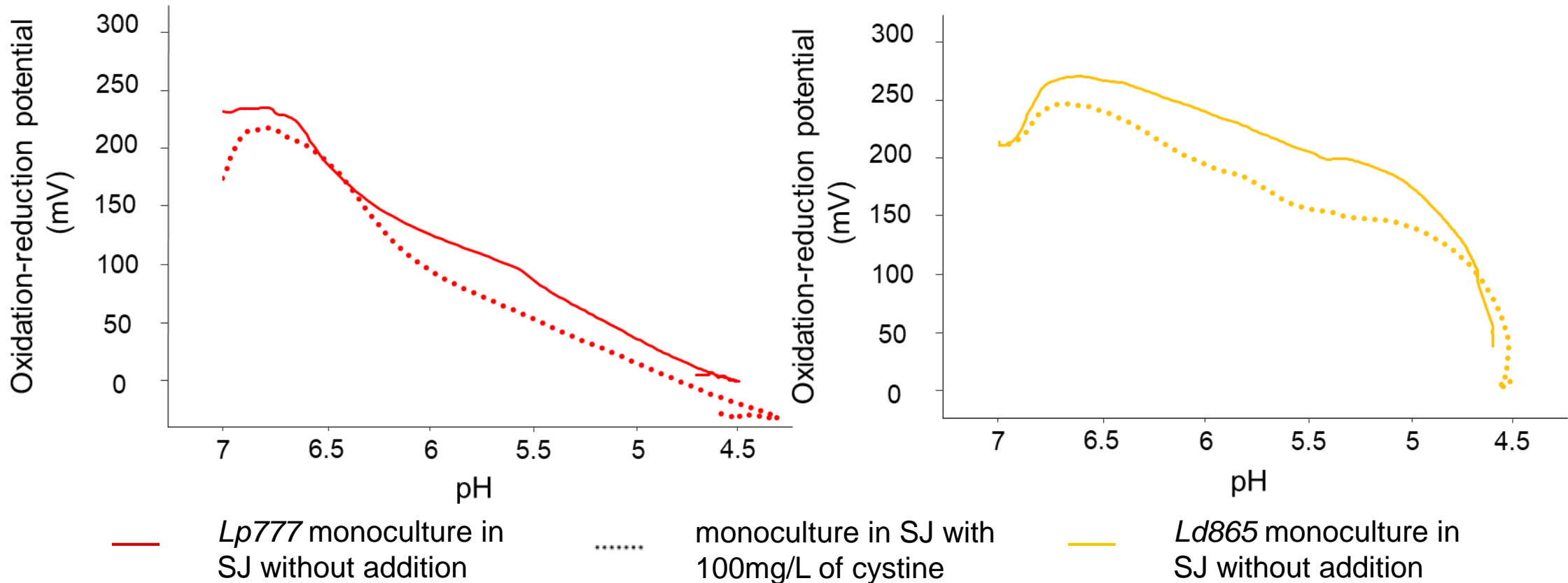


Figure 4. Oxidation reduction potential kinetics of soy juice at 37°C by *Lp777* or *Ld865* monocultures with or without addition of 100 mg/L of cystine.

Cystine addition in SJ increased acidification rate

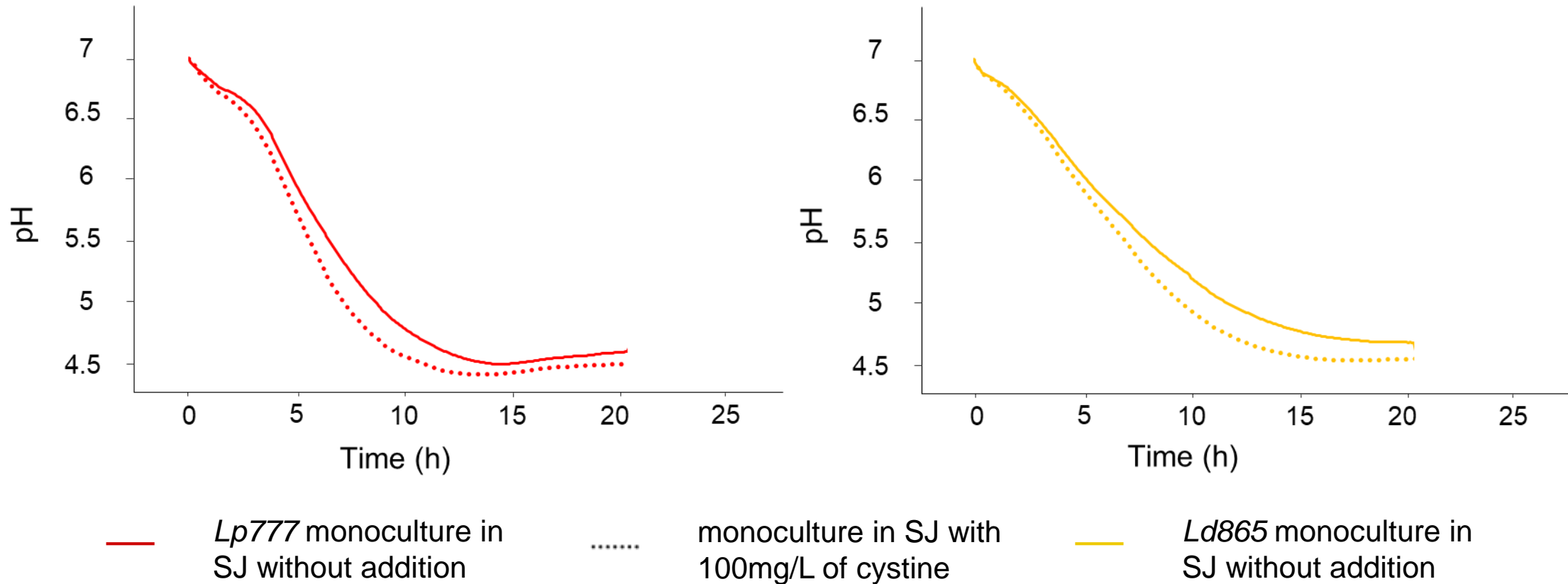
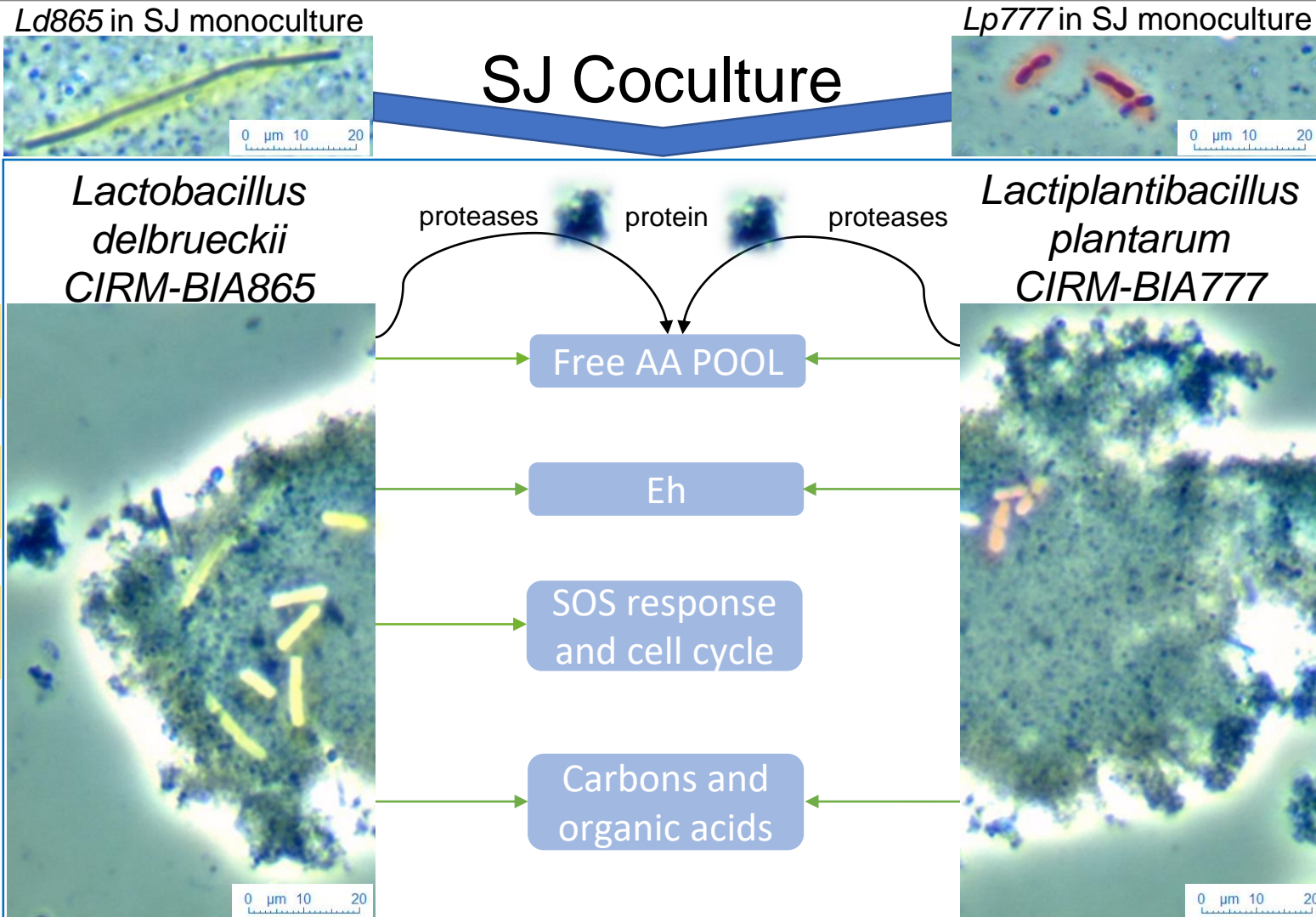
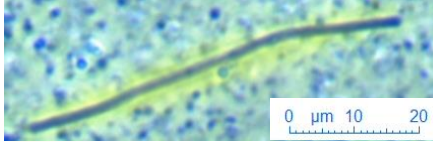


Figure 5. Acidification kinetics of soy juice at 37°C by *Lp777* or *Ld865* monocultures with or without addition of 100 mg/L of cystine.

Conclusion: Molecular bases present various metabolic complementarities



Ld865 in SJ monoculture



Lp777 in SJ monoculture



SJ Coculture

Lactobacillus delbrueckii
CIRM-BIA865

Lactiplantibacillus plantarum
CIRM-BIA777

proteases protein proteases

Free AA POOL

Eh

SOS response
and cell cycle

Carbons and
organic acids

Amino acids
Cross-feeding

Antioxidant
cooperation

Ld865 growth and cell
division is stimulated

Higher fermentation
rate

0 μm 10 20

0 μm 10 20

Conclusion

Genomics + Dual transcriptomics + Metabolomics



Different points of views



Better comprehension



Better control of the process

Thanks for listening

And many thanks to...



Hélène FALENTIN



Stéphanie-Marie DEUTSCH

Anne THIERRY

Éric GUÉDON

Gwenaëlle HENRY

Sandrine PARAYRE

Marie-Bernadette MAILLARD

Florence VALENCE-BERTEL

Triballat-Noyal R&D UF TEAM



Jérôme NIAY



Bibliography

- Davin, A., Berot, S., 1996. Technologie de préparation de produits enrichis en protéines végétales destinés aux consommateurs. *Protéines Végétales* 389–390.
- Guéguen, J., Walrand, S., Bourgeois, O., 2016. Les protéines végétales : contexte et potentiels en alimentation humaine. *Cahiers de Nutrition et de Diététique* 51, 177–185. <https://doi.org/10.1016/j.cnd.2016.02.001>
- Guillon, F., Champ, M.M.-J., 2002. Carbohydrate fractions of legumes: uses in human nutrition and potential for health. *Br J Nutr* 88, 293–306. <https://doi.org/10.1079/BJN2002720>
- Harlé, O., Falentin, H., Niay, J., Valence, F., Courselaud, C., Chuat, V., Maillard, M.-B., Guédon, É., Deutsch, S.-M., Thierry, A., 2020. Diversity of the metabolic profiles of a broad range of lactic acid bacteria in soy juice fermentation. *Food Microbiology* 103410. <https://doi.org/10.1016/j.fm.2019.103410>
- Seefeldt, K., Weimer, B.C., 2000. Diversity of sulfur compound production in lactic acid bacteria. *Journal of dairy science* 83, 2740–2746.
- Sieuwert, S., 2016. Microbial Interactions in the Yoghurt Consortium: Current Status and Product Implications. *SOJMID* 4, 01–05. <https://doi.org/10.15226/sojmid/4/2/00150>
- Sieuwert, S., Bok, F.A.M. de, Hugenholtz, J., Vlieg, J.E.T. van H., 2008. Unraveling Microbial Interactions in Food Fermentations: from Classical to Genomics Approaches. *Appl. Environ. Microbiol.* 74, 4997–5007. <https://doi.org/10.1128/AEM.00113-08>
- Springmann, M., Clark, M., Mason-D’Croz, D., Wiebe, K., Bodirsky, B.L., Lassaletta, L., Vries, W. de, Vermeulen, S.J., Herrero, M., Carlson, K.M., Jonell, M., Troell, M., DeClerck, F., Gordon, L.J., Zurayk, R., Scarborough, P., Rayner, M., Loken, B., Fanzo, J., Godfray, H.C.J., Tilman, D., Rockström, J., Willett, W., 2018. Options for keeping the food system within environmental limits. *Nature* 562, 519. <https://doi.org/10.1038/s41586-018-0594-0>