



**HAL**  
open science

## Evaluation of mixed-fermentation of *Saccharomyces cerevisiae* with *Saprochaete suaveolens* to produce natural fruity beer from industrial wort

Melissa Tan, Yanis Caro, Alain Shum Cheong Sing, Laurent Robert, Jean Marie François, Thomas Petit

### ► To cite this version:

Melissa Tan, Yanis Caro, Alain Shum Cheong Sing, Laurent Robert, Jean Marie François, et al.. Evaluation of mixed-fermentation of *Saccharomyces cerevisiae* with *Saprochaete suaveolens* to produce natural fruity beer from industrial wort. *Food Chemistry*, 2021, 346, 10.1016/j.foodchem.2020.128804 . hal-03170206

HAL Id: hal-03170206

<https://hal.inrae.fr/hal-03170206v1>

Submitted on 3 Feb 2023

**HAL** is a multi-disciplinary open access archive for the deposit and dissemination of scientific research documents, whether they are published or not. The documents may come from teaching and research institutions in France or abroad, or from public or private research centers.

L'archive ouverte pluridisciplinaire **HAL**, est destinée au dépôt et à la diffusion de documents scientifiques de niveau recherche, publiés ou non, émanant des établissements d'enseignement et de recherche français ou étrangers, des laboratoires publics ou privés.



Distributed under a Creative Commons Attribution - NonCommercial 4.0 International License

1 **Evaluation of mixed-fermentation of *Saccharomyces***  
2 ***cerevisiae* with *Saprochaete suaveolens* to produce**  
3 **natural fruity beer from industrial wort.**

4 **Melissa TAN<sup>1,2</sup>, Yanis CARO<sup>1,2</sup>, Alain SHUM-CHEONG-SING<sup>2</sup>, Laurent**  
5 **ROBERT<sup>3</sup>, Jean-Marie FRANCOIS<sup>4</sup> and Thomas PETIT<sup>1,2\*</sup>**

6 <sup>1</sup> Université de la Réunion, Laboratoire de Chimie et Biotechnologies des Produits  
7 Naturels (ChemBioPro), Réunion, France

8 <sup>2</sup> IUT de la Réunion, Département Hygiène, Sécurité et Environnement (HSE),  
9 Réunion, France

10 <sup>3</sup> Société Réunionnaise de brasserie (SOREBRA), Saint-Louis, Réunion, France

11 <sup>4</sup> INSA de Toulouse, Toulouse Biotechnology Institute (TBI), Toulouse, France

12

13 \* Corresponding author: [thomas.petit@univ-reunion.fr](mailto:thomas.petit@univ-reunion.fr) (T.P.)

14

15 Emails :

- 16 • M. Tan : [melissa.tan@univ-reunion.fr](mailto:melissa.tan@univ-reunion.fr)
- 17 • Y. Caro : [yanis.caro@univ-reunion.fr](mailto:yanis.caro@univ-reunion.fr)
- 18 • A. Shum-Cheong-Sing : [alain.shum@univ-reunion.fr](mailto:alain.shum@univ-reunion.fr)
- 19 • L. Robert : [sorebra.brasseur@orange.fr](mailto:sorebra.brasseur@orange.fr)
- 20 • J-M. François : [fran\\_jm@insa-toulouse.fr](mailto:fran_jm@insa-toulouse.fr)
- 21 • T. Petit\* : [thomas.petit@univ-reunion.fr](mailto:thomas.petit@univ-reunion.fr)

22

23 Received: date; Accepted: date; Published: date

24 **Abstract:**

25 Fruity beers can be promoted through production of flavoring compounds during  
26 fermentation by partial replacement of brewing yeast by non-conventional-yeasts  
27 with high aroma production abilities. We evaluated here the use of a wild  
28 *Saprochaete suaveolens* strain, producing atypical aroma compounds, to produce  
29 new natural fruity beer, while keeping classical production conditions used in  
30 brewing industry. *S. suaveolens* was inoculated as starter of culture during beer  
31 fermentation and the fermentation performance was evaluated through  
32 measurement of several physicochemical parameters. The aroma profile of the  
33 engineered beers was monitored using HS-SPME GC/MS. The results showed that  
34 high fruity aroma and low-ethanol content beers were obtained through  
35 single-fermentation using *S. suaveolens*. We also demonstrated that during  
36 mixed-fermentation, *S. suaveolens* maintained high metabolic activity and allowed  
37 production of beer enriched with fruity aroma. Production of high or low ethanol  
38 content fruity beer could be achieved by varying the composition of the starter of  
39 culture.

40 **Keywords:** Natural aroma; *Saprochaete suaveolens*; non-conventional yeast; beer;  
41 co-fermentation

42 **Highlights:**

- 43 • The unconventional yeast *Saprochaete suaveolens* (formerly *Geotrichum fragrans*) has been  
44 tested for the natural flavoring of beer produced in laboratory and industrial conditions.
- 45 • In mixed-fermentation of wort, *S. cerevisiae* dominated the fermentation of beer, but *S.*  
46 *suaveolens* maintained an active aromatic metabolism.
- 47 • Wort inoculated with 30% of *S. suaveolens* and 70% of *S. cerevisiae* generated beers with  
48 standard ethanol content.
- 49 • Wort inoculated with 90% of *S. suaveolens* and 10% *S. cerevisiae* produced beers with  
50 low-alcohol content.
- 51 • Beers produced using industrial recipe in mixed fermentation with at least 30% of *S.*  
52 *suaveolens* were significantly enriched with fruity aromas (including esters).

## 53 1. Introduction

54 The market of *fruity beers* has increased over the last decade with an estimated  
55 annual growth rate of over 4% from 2019 to 2023 (TechNavio, 2019). For a long time,  
56 the traditional manner to produce these fruity beers was to directly add fruity  
57 flavour additives during brewing process carried out as single-fermentation by  
58 yeast belonging to the *Saccharomyces* gender (mostly *S. cerevisiae*, *S. eubayanus*, *S.*  
59 *pastorianus* or *S. kudriavzevii*). This process which can reach high ethanol content  
60 beers (6-7% v/v) also generated a wide spectrum of more than 800 different volatile  
61 organic compounds (VOCs) in the form of esters, higher alcohols, organic acids,  
62 sulfur compounds, carbonyls or short-chain fatty acids (Bokulich and Bamforth,  
63 2013; Lodolo *et al.*, 2008; Olaniran *et al.*, 2017; Stevens, 1960; Willaert and Nedovic,  
64 2006). Despite this high amount of VOCs, standard beers mostly display poor  
65 *aromatic bouquet* as only a few part of them are flavor-active (Capece *et al.*, 2018;  
66 Gallone *et al.*, 2016, 2018; Gibson *et al.*, 2017; Kao, 2018; Libkind *et al.*, 2011; Lodolo *et*  
67 *al.*, 2008; Olaniran *et al.*, 2017; Petruzzi *et al.*, 2016; Stewart, 2016). Therefore,  
68 enhancing yeast VOCs with higher fruity character is of prime importance to satisfy  
69 this global trend of consumers for new and natural beverage.

70 A first manner to achieve this goal is through some genetic modifications of  
71 *Saccharomyces* spp. (Bellut and Arendt, 2019). For instance, Zhang and coworkers  
72 (Zhang *et al.*, 2013) engineered a brewer's *S. cerevisiae* strain by overexpressing *ATF1*  
73 gene (encoding for alcohol acyltransferase) and deleting *BAT2* gene (encoding for

74 cytosolic branched-chain amino acid aminotransferase), which led to an increase of  
75 two of the major flavouring esters in beer, namely ethyl acetate (solvent-like aroma)  
76 and 3-methylbutyl acetate (banana- flavour). Also Mertens and coworkers (Mertens  
77 *et al.*, 2015) showed that created hybrids of *S. cerevisiae* and *S. eubayanus* strain  
78 enriched the aroma profile of standard lager beer. However because of public's  
79 scepticism regarding to genetically modified organisms (GMO), such engineered  
80 yeasts have not or will never been used for commercial brewing (Gibson *et al.*, 2017;  
81 Saerens *et al.*, 2010). Hence, a potential alternative to overcome this barrier is to  
82 carry out single-fermentation using non-conventional yeasts (NCY) specifically  
83 selected for such performance and harboring original fruity characters. The  
84 *Brettanomyces* genus (e.g., *B. anomalus* or *B. bruxellensis*) have been the most popular  
85 NCY involved in beer fermentation especially for the production of some  
86 lambic-style beers in which they bring smoky, barnyard, spicy and fruity flavours  
87 (Basso *et al.*, 2016; Bokulich and Bamforth, 2013; Daenen *et al.*, 2008; Gibson *et al.*,  
88 2017; Serra Colomer *et al.*, 2019). More recently other yeast species such as *Lachancea*  
89 *thermotolerans*, *Pichia kluyveri*, *Saccharomyces ludwigii*, *Scheffersomyces shehatae*,  
90 *Torulaspora delbrueckii*, *Wickerhamomyces anomalus*, *Williopsis saturnus*, *Lachancea*  
91 *thermotolerans* and *Zygosshacaromyces rouxii* have been investigated in  
92 single-fermentation (Bellut and Arendt, 2019; Michel *et al.*, 2016; Petruzzi *et al.*, 2016;  
93 Steensels and Verstrepen, 2014; Varela, 2016). These attempts mainly resulted in  
94 nonalcoholic (0.00-0.50% alcohol by volume (ABV)) or low alcohol beer (0.60-3.50%

95 ABV) as NCY generally show low abilities for ethanol production as compared to  
96 conventional *Saccharomyces* species.

97 A third method to generate fruity beer is to carry out mixed-fermentation by  
98 combining a *Saccharomyces cerevisiae* strain with another yeast (NCY) that can  
99 provide flavours notes during the brewing process, while enhancing ethanol  
100 production compared to mono-culture of NCY. For instance, van Rijswijck and  
101 coworkers (van Rijswijck *et al.*, 2017) showed that co-cultures of *S. cerevisiae* with  
102 *Cyberlindnera fabanii* or *Pichia kudriavzevii* led to a reduced ethanol titer (3.80% and  
103 3.55% ABV respectively) and a higher content of esters (0.43 and 0.60 relative  
104 abundance of total VOCs) compared to mono-culture of *S. cerevisiae* (4.19% ABV,  
105 0.19 relative abundance of total VOCs) but increased ethanol titer compared to  
106 mono-culture of *C. fabanii* or *P. kudriavzevii* (0.49% and 0.53% ABV respectively).  
107 Likewise, assays with *T. delbrueckii* showed that co-cultures with *S. cerevisiae* cause  
108 an increase of 86% in ethanol content as compared to mono-culture of *T. delbrueckii*,  
109 and a raise of 44.6% of the main VOCs as compared to mono-culture of *S. cerevisiae*  
110 (Canonica *et al.*, 2017). While this mixed-fermentation is seen as a promising  
111 alternative to produce *fruity beers*, most brewing industries are reluctant to use them  
112 in industrial processes as their implementation would require important changes in  
113 the process conditions (Gibson *et al.*, 2017).

114 Taking into account these considerations, we report that the introduction of the  
115 NCY *Saprochaete suaveolens* (former *Geotrichum fragrans*) in combination with *S.*  
116 *cerevisiae* provided natural fruity beer from industrial wort that did not require any

117 major modification in the brewing process. The rationale to investigate such  
118 mixed-fermentation came from previous works from our group and others showing  
119 that this NCY exhibits remarkable metabolic capacity to produce numerous esters  
120 associated with tropical fruit flavors such as ethyl propanoate (banana flavor),  
121 3-methylbutyl butanoate (pineapple flavor) or ethyl 2-methylbutanoate (apple  
122 flavor) (Damasceno *et al.*, 2003; de Oliveira *et al.*, 2013; Grondin *et al.*, 2015a, 2015b,  
123 2017; İşcan *et al.*, 2015; Zhu *et al.*, 2016). To get as close as possible to industrial  
124 conditions, we managed our fermentation assays in industrial wort during 14 days.  
125 We then investigated the fermentation performances and evaluated the influence of  
126 ratio of *S. suaveolens* versus *S. cerevisiae* (30% and 90% cell/cell of *S. suaveolens*  
127 completed to 100% with *S. cerevisiae*) in the process leading to best condition for  
128 beers aroma production.



## 129 2. Materials and Methods

### 130 2.1. Yeast strains and preparation of the starter

131 Wild type *Saccharomyces cerevisiae* CEN.PK 112-2N (van Dijken JP *et al.*, 2000)  
132 and the wild strain of *Saprochaete suaveolens* (GEC0) previously isolated in our  
133 laboratory on Pitaya fruit (*Hylecereus polyrhizus*) from Reunion Island, France  
134 (Grondin *et al.*, 2015b) were used in this study. To prepare pure starter of culture,  
135 both *S. cerevisiae* and *S. suaveolens* strains were pre-grown in malt-peptone-yeast  
136 extract-glucose pH 5.0 (MPYG; 2% dextrose, 0.25% bacteriological peptone, 0.25%  
137 malt extract and 0.25% yeast extract (w/v)). Then 100  $\mu$ L of this culture were used to  
138 inoculate 50 mL of sterile MPYG-broth (250 mL shake flask). Cultures were carried  
139 out at 30°C, while adding 50 mL of sterile MPYG-broth every 24h for 3 days. The  
140 mixed starters of culture were prepared by mixing a given volume of both pure  
141 starters set at an initial cell concentration of  $1.10^7$  cell/mL with a cell ratio of 0, 10, 20,  
142 30, 40, 50, 60, 70, 90 or 100% of *S. suaveolens* completed to 100% with *S. cerevisiae*.

### 143 2.2. Beer fermentation set-up

144 Artisanal wort was prepared using the following preparation process: 5kg of  
145 malt were crushed and supplemented with 15L of water before heating (15 min at  
146 45-50°C, 60 min at 60-65°C, 10 min at 78-80°C). Brew was then lautered and residues  
147 were rinsed with 1L of water and added to the initial brew before cooking (30 min  
148 boiling). Three grams of hops were then added before sterilization (30 min

149 ebullition) and filtration. The wort was then recovered in a 5L sterile bottle and  
150 cooled at 12°C before use. The wort was characterized by pH 5.50 and a specific  
151 gravity of 13° Plato. Industrial wort, characterized by pH 5.00 and specific gravity  
152 of 13° Plato, was aseptically collected from local brewing industry (SOREBRA,  
153 Saint-Louis, Reunion Island).

154 Pitching was performed by inoculating wort with 1% of starter (v/v) to reach a  
155 concentration of  $1.10^5$  cell/mL (corresponding to 5 log CFU/mL). For lab scale  
156 fermentation, artisanal wort was used. Assays were carried out in 500 mL  
157 Erlenmeyer flasks containing 250 mL of wort by addition of 2.5 mL of desired  
158 starter of culture and incubation at 20-25°C during 6 days. For large scale trials,  
159 industrial wort was used. Then the fermentation was performed during 14 days in  
160 6L sterile flasks containing 5L of wort and 50 mL of desired starter of culture.

161 *2.3. Total cell enumeration and determination of ratio between the two yeast species along*  
162 *the brewing process.*

163 The total living yeast population was determined during fermentation by  
164 spreading 100µL of beer-sample (including serial dilutions with peptone water) on  
165 YPD-agar media (1% yeast extract, 2% peptone, 2% dextrose w/v) and incubation  
166 during 48h at 30°C. Considering the ability of *S. suaveolens* to use branched-chain  
167 amino acid as sole carbon source (Grondin *et al.*, 2015a), *S. suaveolens* cell  
168 enumeration was done by spreading 100µL of beer-sample (including serial  
169 dilution with peptone water) on YNB-Ile agar media containing 0.67 % yeast

170 nitrogen base without amino acids and 0.1% isoleucine w/v and incubation during  
171 48h at 30°C. The *S. cerevisiae* cell count was thus estimated by subtracting *S.*  
172 *suaveolens* population from the total yeast population.

### 173 2.3. Physicochemical parameters and non-volatile compounds

174 Total soluble solids (°Brix) and pH were measured using a refractometer  
175 (Euromex) and a portable pH-meter (Checker by HANNA, HANNA Instruments)  
176 respectively. For ethanol, sugars and organic acids analysis, samples were firstly  
177 centrifuged and filtered through 0.45 µm membranes (Sartorius Sedi, Minisart)  
178 prior to analysis using high performance liquid chromatography (HPLC)  
179 (Ultimate® 3000, Dionex, Thermo Scientific). Isocratic elution using 1.25 mM H<sub>2</sub>SO<sub>4</sub>  
180 mobile phase at 40 °C, with a 0.5 mL/min flow rate was performed through an ion  
181 exclusion column (300 \* 7.8 mm, Biorad-Aminex HPX-87H 125-0.140). Ethanol and  
182 sugars were detected with a refractive index detector (Shimadzu, RID-20A) while  
183 organic acids were measured using a diode array detector (Ultimate 3000, Dionex,  
184 Thermo Scientific) at 210 nm. Ethanol content was confirmed by conversion of the  
185 difference of specific densities between beers and initial wort measured with a  
186 densimeter (Brewferm). Sucrose and maltose co-eluted with this method. Thus, for  
187 sucrose, samples were enzymatically hydrolyzed using 48 Units/L of invertase  
188 (SIGMA) during 30 min at 30°C prior to HPLC analysis. Then, glucose content of  
189 the hydrolyzed fractions was compared to non-hydrolyzed ones to determine

190 sucrose concentration and maltose content was then deducted by calculating the  
191 difference.

#### 192 *2.4. Volatile compounds analysis*

193 5 mL of each sample were introduced in a 15 mL sealed vial before addition of  
194 10  $\mu$ L of octan-1-ol (1g/L in absolute ethanol) as internal standard prior to analysis.  
195 Then solid phase micro extraction (SPME) of the volatiles was performed using a 2  
196 cm long fiber coated with 50/30  $\mu$ m Divinylbenzene/Carboxen on  
197 polydimethylsiloxane (DVB/Car/PDMS) bonded to a flexible fused silica core  
198 (Supelco). The fiber was exposed to headspace for 10 min at 30°C and inserted into  
199 the injection port at 270°C for 2 min. Metabolites were separated by gas  
200 chromatography (GC), on a SPB5 columns (60m \* 0.32mm \* 0.25 $\mu$ m film thickness),  
201 coupled to a mass spectrometer (5973 Network mass selective detector, Agilent  
202 technologies). The carrier gas (He) was set at a flow rate of 1.4 mL/min. The column  
203 temperature was maintained at 45°C for 2 min, raised to 230°C at 4°C/min and  
204 finally kept at this temperature for 12 min. Volatile organic compounds (VOCs)  
205 were identified by comparing their mass spectra and their Kovats index (DB-5  
206 columns) with the NIST database ([www.chemdata.nist.gov](http://www.chemdata.nist.gov)).

#### 207 *2.5 Statistical analysis*

208 Means and standard deviations (SD) were determined based on triplicate  
209 independent fermentations and were presented as mean  $\pm$  SD. Experimental data  
210 were subjected to one-way analysis of variance (ANOVA) using XL Stat Applied

211 Sensory software (2020.1.3.) at the 95% confidence level. Principal analysis  
212 component (PCA) was applied to discriminate among the means of the different  
213 volatile compounds and the ethanol content in the wort and the different beers after  
214 7 and 14 days of fermentation. PCA was also carried out using the XL Stat Applied  
215 Sensory software (2020.1.3) and the data are presented as a biplot graph.

### 216 3. Results and discussion

217 The use of *S. suaveolens* (former *Geotrichum fragrans*) in the brewing field had not  
218 been studied yet even if this non-conventional yeast (NCY) is well described as  
219 good aroma producer with high proportion of fruity esters (Damasceno *et al.*, 2003;  
220 de Oliveira *et al.*, 2013; Grondin *et al.*, 2015a, 2015b, 2017; Işcan *et al.*, 2015). We  
221 therefore studied the capacity of *S. suaveolens* to impact on the aroma profile of beer.  
222 However, because *S. suaveolens* is known to display bad fermentative capacity, we  
223 investigated its performance in co-culture together with *S. cerevisiae* and compared  
224 it to mono-culture of *S. suaveolens* and of *S. cerevisiae*. Then, we first determined the  
225 best ratio of the two strains resulting in aromatic beers with satisfactory ethanol  
226 content under laboratory process condition.

#### 227 3.1. Determination of optimal starter of culture under laboratory process condition

##### 228 3.1.1. Validation of the artisanal wort

229 For laboratory scale assays, we produced artisanal wort using our laboratory  
230 brewing process. To validate this artisanal, we measured its mains physicochemical  
231 parameters, *i.e.* pH, total soluble solids content (TSS) and ethanol content. Results of  
232 these assays showed that the artisanal wort presented similar characteristics with  
233 standard wort with respect to pH (comprise within 5.6 and 5.8), TSS content  
234 (comprised within 12 and 15°Brix) and of course ethanol (0% ABV). Therefore, we

235 concluded that our process to produce the laboratory wort was fully acceptable to  
236 manage our study at laboratory scale.

### 237 3.1.2. Optimal starter of culture determination

238 Previous studies found in the literature (Canonico *et al.*, 2017; van Rijswijk *et*  
239 *al.*, 2017) have shown that the ratio of the brewing yeast *Saccharomyces* to another  
240 yeast in the starter strongly influences the final composition of the beer. Therefore,  
241 we first determined which ratios led to a final beer product with characteristics as  
242 closed as possible to a standard beer (classically fermented with mono-culture of  
243 *S. cerevisiae*). We therefore produced fermented beers from artisanal wort with yeast  
244 starter of culture including 0, 10, 20, 30, 40, 50, 60, 70, 80, 90 and 100% cell/cell of *S.*  
245 *suaveolens* completed to 100% with *S. cerevisiae* and measured key physicochemical  
246 parameters, namely pH, total soluble solids (TSS) and ethanol content.

247 After six days of fermentation, the wort inoculated with mono-culture of *S.*  
248 *cerevisiae* (0-GEC beer) showed high reduction of TSS content (46.7 %) which lead to  
249 the production of beers with satisfying characteristics (pH 4.35, TSS content 8.0°Brix  
250 and ethanol content 6.34% ABV) comparable to average standard beers (4.00-5.00;  
251 8-9 °Brix and 4.0-7.0% ABV respectively). Contrariwise, the wort fermented with  
252 mono-culture of *S. suaveolens* (100-GEC beer) showed much lower reduction of TSS  
253 content (21.3%) which lead to the production of low ethanol content beer (1.2  
254 %ABV) (data not shown).

255 All the beers prepared using mixed-culture of *S. suaveolens* and *S. cerevisiae* led  
256 to beers with pH and TSS content comparable to those obtained for standard beer  
257 (0-GEC beer fermented with mono-culture of *S. cerevisiae*) but 30-GEC beer  
258 (fermented with 30% cell/cell of *S. suaveolens* c.s.p *S. cerevisiae*) and 90-GEC beer  
259 (fermented with 90% cell/cell of *S. suaveolens* c.s.p *S. cerevisiae*) showed the closest  
260 ethanol content with 0-GEC beer (5.98% and 6.20% ABV v.s 6.34% ABV  
261 respectively) while displaying more fruity-like odour. Consequently, this small lab  
262 scale study showed the possibility of aromatizing beers by fermenting wort with  
263 mixed-culture of *S. cerevisiae* and *S. suaveolens*.

### 264 3.2. Mixed-fermentation under industrial process condition

265 Once we set up the optimal fermentation conditions from the artisanal wort  
266 under laboratory conditions, we wanted to perform a complete mixed fermentation  
267 under industrial process condition using industrial wort (SOREBRA©) and in  
268 larger bioreactors. We therefore assessed this process with the starter conditions  
269 established previously (namely 30-GEC and 90-GEC beers) and compared it with  
270 beers generated from single fermentation with *S. cerevisiae* or *S. suaveolens* alone  
271 (0-GEC and 100-GEC beers respectively).

#### 272 3.2.1. Monitoring cell population during mixed fermentation

273 Total yeast population and development of each yeast species was monitored  
274 during mixed-fermentation carried out with 30 and 90% of *S. suaveolens* at pitching  
275 with respect to *S. cerevisiae* (30-GEC and 90-GEC). As shown in Figure 1, a



276 significant increase of the total yeast population occurred mainly during the first  
277 two days after pitching which reached a plateau at day 6 and remained constant  
278 until the 14<sup>th</sup> day of process (Figure 1a). The increase of cell population in both cases  
279 was actually due to *S. cerevisiae*, whose growth profile strictly matched that of the  
280 whole cell population starting. However, at higher initial *S. suaveolens* inoculum  
281 (90-GEC), the growth rate of cell population was slightly lower, although the *S.*  
282 *cerevisiae* species represented more than 95 % of the whole population. In contrast to  
283 *S. cerevisiae*, which showed a significant increase in cell population, *S. suaveolens*  
284 alone was not able to grow during mixed-fermentation, and its specific cell  
285 population slowly declined along the process at an average rate of 0.06 log CFU/mL  
286 in 30-GEC fermentation and 0.04 log CFU/mL in 90-GEC fermentation. This  
287 phenomena is consistent with assays of mixed-fermentation with other NCY and  
288 could be explained by cell competition and physiological combined factors such as  
289 oxygen limitation and ethanol toxicity in the wort (Bokulich and Bamforth, 2013;  
290 van Rijswijck *et al.*, 2017).

291       However, we found that *S. suaveolens* still kept over 17% (during 30-GEC  
292 mixed-fermentation) and 26% (during 90-GEC mixed-fermentation) of its  
293 population alive after 14 days of fermentation. We therefore concluded that *S.*  
294 *suaveolens* could maintain its metabolism throughout mixed-fermentation process.

### 295 3.2.2. Macro Kinetics studies of the 30 and 90-GEC mixed-fermentation

296 Cell population in single-fermentation with *S. cerevisiae* increased by about  
297 three log within 4 days and then remained stable, whereas *S. suaveolens* barely grew  
298 by less than one log over the entire period of the process (Figure 2a). Also, we found  
299 that total yeast population increased more slowly when *S. suaveolens* was added in  
300 the inoculum and the higher the proportion of *S. suaveolens* in the starter, the higher  
301 was this inhibition of growth. Interestingly, we noticed an increase in yeast  
302 population at the 8<sup>th</sup> day in non-inoculated raw wort. This result is not completely  
303 surprising as most industrial processes are carried out with sterilized wort that are  
304 brought into the fermentation tanks, which even they have been extensively clean  
305 up, yet may contain residual living yeast cells from a previous fermentation (Atwell  
306 et al., 2017; Salo et al., 2008) . This burst of yeast growth likely did disturb neither  
307 the single nor the mixed-fermentation since cell population in all cases have already  
308 reached a plateau at 4 to 6 days after pitching. Thus, it might be possible that such  
309 spontaneous fermentation did only occur when the wort is not inoculated.

310 The TSS content of 0-GEC beers decreased by 44% up to the 6<sup>th</sup> day of  
311 fermentation (from 12.7 to 7.0 °Brix) while a relative high TSS content was  
312 maintained in the 100-GEC beer in the meantime (Figure 2b). The TSS content of the  
313 30-GEC beer was comparable to what was observed for 0-GEC beer. On the other  
314 hand, during 90-GEC beer fermentation, TSS content was intermediate between the  
315 one obtained for 100-GEC beer fermentation and 0-GEC beer fermentation even if

316 total yeast population and its relative proportion of *S. suaveolens* and *S. cerevisiae*  
317 were comparable to those of 30-GEC beer fermentation since the 2<sup>nd</sup> day of the  
318 process (Figure 1). Thus, introducing *S. suaveolens* in high proportion in the initial  
319 starter of culture (*i.e.* 90-GEC) generates a delay in sugar consumption compared to  
320 introducing *S. suaveolens* in low proportion in the starter of culture (*i.e.* 30-GEC).  
321 This delay subsists despite the inversion of proportion between *S. suaveolens* and *S.*  
322 *cerevisiae* observed when initial starter of culture contains high amount of *S.*  
323 *suaveolens* (*i.e.* 90-GEC).

324 The pH globally decreased (from 5.0 to 4.3 units) during the 14 days of  
325 fermentation for all beer tested (Figure 2c). For the 0-GEC beer, this drop happened  
326 during the first two days and pH remained stable until the end of fermentation  
327 whereas for 100-GEC beer, the pH reached a plateau about 2 days later (day 4). This  
328 was probably due to the slower growth rate of *S. suaveolens* in the wort media as  
329 compared to *S. cerevisiae*. Adjunction of *S. suaveolens* in the starter of culture then  
330 generated a delay of the pH drop during the fermentation which increased with the  
331 proportion of *S. suaveolens* in the starter of culture (Figure 2d). However, this delay  
332 did not affect the final beers as we found no significant difference in pH for all  
333 tested beers after the 4<sup>th</sup> day of fermentation.

334 On the contrary, the reduction in sugar consumption with increasing of *S.*  
335 *suaveolens* proportion in the starter of culture seemed to strongly affect the ethanol  
336 production during the process, the ethanol production being much slower with a  
337 high proportion of *S. suaveolens* (Figure 2d). Then, in accordance with other studies

338 (Canónico *et al.*, 2017; Liu and Quek, 2016), we noticed that the global fermentation  
339 speed decreased with the amount of *S. suaveolens* in the starter of culture.  
340 Considering the subsequent delay in ethanol production, this tends to show that  
341 varying the ratio of *S. suaveolens* and *S. cerevisiae* in the starter of culture could lead  
342 to production of beers with variable ethanol content.

### 343 3.2.3. Kinetics of sugar mobilisation in single and mixed fermentation

344 To better understand the metabolism differences between *S. suaveolens* and *S.*  
345 *cerevisiae* which impart the fermentation, we monitored the utilization of glucose,  
346 maltose, sucrose and fructose (Figure 3). In the initial wort, fructose and maltose  
347 contents (1.8 g/L and 41.5 g/L respectively) were similar to the values reported in  
348 literature (3 - 4 g/L and 45-50 g/L respectively), while sucrose content (25.4 g/L) and  
349 glucose content (6.4 g/L) were respectively much higher and lower than the usual  
350 amount (3-5 g/L and 20-25 g/L respectively) (Callejo *et al.*, 2019; Liu and Quek, 2016;  
351 Toh *et al.*, 2018). The non-inoculated wort was relatively stable regarding maltose  
352 and sucrose content but glucose and fructose slightly decreased along the 14 days of  
353 fermentation (Figure 3). We concluded that this decrease can be attributed to the  
354 spoilage of the industrial brewing yeast in the non-inoculated wort (Figure 2a).

355 In our standard beer inoculated with *S. cerevisiae* alone (0-GEC beer  
356 fermentation), the glucose was almost completely consumed after 2 days of  
357 fermentation while consumption of fructose and maltose required at least 4 days  
358 before stabilizing at very low levels (Figure 3). TSS continued to decrease after the

359 4th day of fermentation and was in accordance with sucrose assimilation which  
360 continued to slightly decrease after the 6<sup>th</sup> day of fermentation during 0-GEC beer  
361 fermentation (Figure 3). The kinetic of sugars consumption by *S. cerevisiae* generally  
362 correspond to our prediction according to which glucose would be consumed first,  
363 before fructose and then maltose. However, the complete depletion of maltose in  
364 the wort (day 4) surprisingly occurred before the end of sucrose consumption by *S.*  
365 *cerevisiae*.

366 When compared to 0-GEC, beer inoculated with *S. suaveolens* alone (100-GEC  
367 beer) showed a significant delay in all sugar consumption profiles. Indeed, even if  
368 glucose and fructose uptake started from the first day of fermentation, the total  
369 consumption of glucose required at least 6 days, while only 53% of fructose was  
370 consumed in the same period (Figure 3). Contrary to what was observed during the  
371 fermentation of 0-GEC beer, significant assimilation of sucrose and maltose did not  
372 start until the 6<sup>th</sup> day of fermentation, although the fructose still remained in the  
373 wort. Maltose (which constituted 70% of the TSS in the wort) assimilation by *S.*  
374 *suaveolens* was very low when compared with *S. cerevisiae* and was probably the  
375 first reason of the global fermentation speed decrease with addition of *S. suaveolens*  
376 that we mentioned before (Figure 2). However, even if the decrease of maltose  
377 during the fermentation of 100-GEC beer was low, this result was quite unexpected  
378 because the yeast *S. suaveolens* is known to assimilate mono-carbohydrates in  
379 priority and is not expected to consume this sugar. Moreover, decrease in the  
380 maltose content of the fermented wort with a NCY in mono-culture is rarely

381 described in the literature, even when the NCY, such as *T. delbrueckii*, is known to  
382 assimilate it (Callejo *et al.*, 2019; Liu and Quek, 2016; Kurtzman *et al.*, 2011; Toh *et al.*,  
383 2018). In accordance with low ethanol production observed during 100-GEC  
384 fermentation (Figure 2d), sucrose utilization by *S. suaveolens* was also very limited.  
385 This was in accordance with other studies on the use of NCY in beer fermentation  
386 which highlighted that yeasts with limited capacities to consume sugars led to low  
387 alcohol content beers when inoculated alone but were particularly desirable for the  
388 production of aromatic beers (Gibson *et al.*, 2017; de Francesco *et al.*, 2015; Saerens  
389 and Swiegers, 2014; Branyik *et al.*, 2012; Budroni *et al.*, 2017).

390 The kinetics of sugars consumption of the co-fermented wort (30-GEC and  
391 90-GEC beers) revealed intermediate profiles which were between those of 0-GEC  
392 and 100-GEC beers, with 90-GEC beers displaying lower carbohydrate  
393 consumption rates compared to 30-GEC beers. Likewise, these results highlighted  
394 the influence of the initial starter of culture on maltose consumption which seems to  
395 slow down with the increase of the *S. suaveolens* proportion in the starter of culture  
396 (Figure 3d).

#### 397 3.2.4. Changes in organic acids

398 We monitored the production of six common volatile organic acids (namely  
399  $\alpha$ -ketoglutaric, lactic, pyruvic, succinic, acetic and malic acid) during fermentation  
400 (Supplementary data A). In the initial wort, no succinic and lactic acid were  
401 detected but pyruvic and  $\alpha$ -ketoglutaric acids were present at very low levels (3.51

402 mg/L and 1.60 mg/L respectively) while malic acid content was much higher with  
403 0.334 g/L. Finally, in accordance with the literature (Liu and Quek, 2016; Toh *et al.*,  
404 2018), we found that acetic acid constituted the major organic acid as its content  
405 reached up to 1.36 g/L in the initial wort.

406 For all the beer tested, no lactic and succinic acid were produced during the 14  
407 days of fermentation. On the other hand, we found that the use of *S. suaveolens* in  
408 co-culture with *S. cerevisiae* (30-GEC and 90-GEC) globally increased the production  
409 of  $\alpha$ -ketoglutaric acid during the fermentation of wort as compared to the use of a  
410 mono-culture of *S. cerevisiae* (0-GEC), showing that *S. suaveolens* favored the  
411 production of these organic acids during the beer production. This was probably due  
412 to the more extensive amino-acid catabolism of *S. suaveolens* than in *S. cerevisiae*  
413 (Grondin *et al.*, 2015a), which produce part of the  $\alpha$ -ketoglutaric acid (Yin *et al.*,  
414 2017). On the other hand, pyruvic acid and acetic acid were produced at higher  
415 level in 0-GEC than in 30-, 90- and 100-GEC beers, revealing the high impact of *S.*  
416 *cerevisiae* in the production of these organic acids. With respect to malic acid, no  
417 significant difference was found in all beers when compared to the initial wort,  
418 confirming that malic acid content is not related to the composition of the starter of  
419 culture (Li and Liu, 2015).

420 Finally, none of the organic acids reached their respective odor threshold  
421 values, suggesting that they could impart the sourness of the final beer produced  
422 without impacting their flavours whatever the composition of the starter of culture.

423 3.3. Contribution of *S. suaveolens* in the constitution of a new fruity aroma bouquet in beers  
424 after mixed fermentation using industrial wort

425 To assess the influence of *S. suaveolens* metabolism on the aromatic bouquet of  
426 the beers, we carried out large-scale batches (6L) of beers using industrial wort  
427 (recipe of SOREBRA©) and we analyzed the volatile organic compounds (VOCs)  
428 using headspace-solid phase micro-extraction (HS-SPME) of the initial wort and the  
429 beers obtained after 14 days of fermentation (0-GEC-D14, 30-GEC-D14, 90-GEC-D14  
430 and 100-GEC-D14 beers) by gas-chromatography coupled with a mass  
431 spectrometry detector (GC-MS). Moreover, we also investigated VOCs produced in  
432 beers after 7 days of fermentation (0-GEC-D7, 30-GEC-D7, 90-GEC-D7 and  
433 100-GEC-D7 beers). Based on this experiment, 22 major VOCs consisting of esters,  
434 alcohols and terpenoids were detected in the beers.

435 3.3.1. Influence of the fermentation time on the aromatic bouquet of beers

436 To better illustrate the influence of the fermentation duration on the aromatic  
437 bouquet of the beers, a multivariate statistical analysis was carried out based on  
438 ethanol content and VOCs data for wort, and beers obtained after 7 and 14 days of  
439 fermentation (Figure 4). The first two principal components explained most of the  
440 variance (75.29%) with first principal component (F1) and second principal  
441 component (F2) covering 42.86 and 32.44 % of the variation in the data, respectively.  
442 Hierarchical ascendant classification allowed distinguishing one group (Group 1  
443 including all the beers fermented during 14 days) and five independent samples,



444 namely non-inoculated wort, 0-GEC-D7, 30-GEC-D7, 90-GEC-D7 and 100-GEC-D7  
445 beers. After 14 days of fermentation, beers obtained from single or mixed  
446 fermentation (Group 1) had a tendency to converge into the center of the graph,  
447 which indicates that the aromatic bouquets in these beers did not significantly differ  
448 from beers prepared with *S. cerevisiae* alone. Moreover, the VOCs content of these  
449 beers was between 38% (for 0-GEC beer) to 70% lower (for 100-GEC beer) than in  
450 beers after 7 days of fermentation. This suggests that VOCs undergo volatilization  
451 or are re-used by the yeast(s) in the second period of fermentation. Moreover, the  
452 aromatic bouquets of beers fermented during 7 days were all significantly different  
453 from each other, thus confirming that *S. suaveolens* have a strong impact on the  
454 aromatic bouquet of the beers already 7 days after inoculation. Thus, to produce  
455 beers with distinctive aromatic bouquet and that would benefit entirely of the  
456 VOCs production from *S. suaveolens*, we suggest to stop the process of beers  
457 production after 7 days of fermentation.

458 3.3.2. Influence of *S. suaveolens* metabolism on the aromatic bouquet of beers after 7  
459 days of simple- or mixed-fermentation.

460 The beer obtained after 7 days of simple-fermentation of wort with *S. cerevisiae*  
461 (0-GEC-D7 beer) was better described in the second principal component F2 where  
462 principle components are mainly defined by VOCs from lipid metabolism and  
463 glycolysis (such as ethyl caprate, ethyl 9-decenoate and 2-phenylethyl acetate  
464 (Kobayashi *et al.*, 2008; Welsh *et al.*, 1989)) and a higher ethanol content (Figure 4).

465 On the contrary, the beers obtained after 7 days of fermentation with *S. suaveolens*  
466 alone (100-GEC-D7 beer) was set in the first principal component F1, and found to  
467 accumulate a majority of VOCs, such as ethyl 3-methylbutanoate, isoamyl alcohol,  
468 ethyl 2-methylbutanoate or ethyl tiglate from the amino acids catabolism (Brányik  
469 *et al.*, 2008; Chen, 1978; Dickinson *et al.*, 2003; Hazelwood *et al.*, 2008)). 7 days beers  
470 from the co-culture of *S. cerevisiae* with *S. suaveolens* (30-GEC-D7 and 90-GEC-D7  
471 beers) displayed intermediates VOCs profiles characterized by metabolites which  
472 are specific to *S. suaveolens* metabolic network, such as ethyl tiglate or  
473 2-methylpropyl acetate (Supplementary data B). This confirmed that *S. suaveolens*  
474 was metabolically active during mixed-fermentation of wort, although it did not  
475 grow under these conditions (Figure 1).

476 Major type of VOCs detected in 0-, 30-, 90 and 100-GEC beers obtained in this  
477 condition are presented in Table 1. 100-GEC beer displayed 150% more total VOCs  
478 as compared to the standard beer, whereas the 30-GEC and the 90-GEC beers  
479 displayed 23% and 15% more total VOCs respectively (Table 1). These results were  
480 quite surprising as it was expected that natural aromatization of beer in  
481 mixed-fermentation of wort would strictly require a higher ratio of the NCY in the  
482 starter of culture (van Rijswijck *et al.*, 2017). However this showed that varying the  
483 ratio between *S. suaveolens* and *S. cerevisiae* could positively influence the aromatic  
484 bouquet of the beers.

485 Generally, yeasts produce higher alcohols and their corresponding acids by  
486 transforming amino-acids *via* the Ehrlich pathway (Kobayashi *et al.*, 2008; Pires *et*

487 *al.*, 2014). In our assays, only two higher alcohols, namely 2-methylbutanol and  
488 3-methylbutanol, were detected in beers whereas their corresponding acids were  
489 not detected. This result suggests that a high rate of higher alcohol and acids  
490 esterification occurs in the fermentation media. The odor threshold of  
491 2-methylbutanol, which is estimated at 1.90 mg/L (Chen *et al.*, 2006; Czerny *et al.*,  
492 2008; Leffingwell and Associates ; Nagata, 2003) was not reached in any beers  
493 whatever the starter of culture used, suggesting that this compound was not  
494 produced enough to impact the beers with its balsamic, wine and onion-like  
495 off-flavor (Czerny *et al.*, 2008). With respect to 3-methylbutanol, its odor threshold  
496 of 0.3 mg/L (Leffingwell and Associates) was reached only in beers containing *S.*  
497 *suaveolens* (namely 30-GEC, 90-GEC and 100-GEC-D7 beers), while 100-GEC-D7  
498 beers showed the highest amount of this compound. This suggested that *S.*  
499 *suaveolens* participates actively to the production of 3-methylbutanol during the  
500 fermentation and allows its production at level above its odor threshold. When  
501 associated with *S. cerevisiae* which maintain a good fermentative activity in the  
502 wort, the use of *S. suaveolens* was therefore successful to improve the aromas of the  
503 beers and their drinkability because the heaviness of the flavor of the final product  
504 increased with the concentration of 3-methylbutanol (Olaniran *et al.*, 2017).

505 In all beer produced after 7 days of fermentation, the esters, including acetate  
506 and ethyl esters which define fruity aroma of beers (Engan, 1972; Michel *et al.*, 2016;  
507 Peddie, 1990; Pires *et al.*, 2014; Verstrepen *et al.*, 2003; Willaert and Nedovic, 2006;  
508 Zhang *et al.*, 2013), were the most abundant volatile compounds detected

509 (Supplementary data B). The concentration of these esters increased proportionally  
510 with the increase of *S. suaveolens* in the initial starter of culture. This was in  
511 accordance with the results of Zhu and collaborators (2016) who showed that some  
512 strains of *Geotrichum* species and assimilates (such as *S. suaveolens*) were applicable  
513 for increasing esters in fermented beverages including wine and liquors by  
514 decreasing their higher alcohols content. Similarly, the beers produced after 7 days  
515 of mono-culture with *S. suaveolens* (100-GEC-D7) displayed a significantly higher  
516 amount of acetate esters as compared to standard beers made with *S. cerevisiae*  
517 alone, confirming the higher esterification ability of *S. suaveolens* compared to *S.*  
518 *cerevisiae* (Grondin *et al.*, 2015a; Zhu *et al.*, 2016). However, the overall acetate ester  
519 production was lower in both mixed-fermentation beers (30-GEC-D7 and  
520 90-GEC-D7) as compared to beers produced by mono-cultures (0-GEC-D7 and  
521 100-GEC-D7). This result suggests that an inhibition effect occurs on acetate esters  
522 production when both yeasts are present in the broth. Apart from ethyl acetate (that  
523 could not be detected using this analytical system), the most important flavor active  
524 acetate esters in beers were 3-methylbutyl acetate (banana-like), 2-methylpropyl  
525 acetate (fruit-like) and 2-phenyl-ethyl acetate (flower-like) (Kobayashi *et al.*, 2008;  
526 Peddie, 1990; Pires *et al.*, 2014; Verstrepen *et al.*, 2003). The concentration of  
527 3-methylbutyl acetate (banana-like) was globally similar in all beers, despite the fact  
528 that its alcohol precursor, namely 3-methylbutanol (malt-like) was higher in  
529 30-GEC, 90-GEC and 100-GEC beers. 2-methylpropyl acetate (fruit-like) was only  
530 detected in beers fermented by *S. suaveolens* (30-GEC, 90-GEC and 100-GEC beers)

531 but the associated fruity and flowery flavours (Leffingwell and Associates) can  
532 theoretically be detected in 100-GEC beer which obtained a concentration of this  
533 compounds that was about 3 to 4 time higher (0.23 mg/L) than its odor threshold  
534 (0.07 mg/L). Finally, 2-phenylethyl acetate (flower-like) was detected only in 0-GEC  
535 and 30-GEC-D7 beers.

536 Ethyl esters, which are produced from esterification of medium chain fatty acid  
537 (MCFA) in the presence of ethanol (Peddie, 1990; Stevens, 1960), were the most  
538 abundant group of compounds detected in all the beers. This result is consistent  
539 with literature in which most significant ethyl esters in beers are ethyl hexanoate  
540 (apple-like) and ethyl octanoate (apricot-like) (Peddie, 1990; Verstrepen *et al.*, 2003).  
541 In our study, both compounds were found above their odour thresholds in all beers  
542 and could then confer their fruity flavour to them. Most of the medium-chain fatty  
543 acid (MCFA) ethyl esters deriving from lipid metabolism (ethyl decanoate, ethyl  
544 9-decenoate, ethyl dodecanoate and ethyl hexadecanoate) were more abundant in  
545 beers fermented with a high ratio of *S. cerevisiae* (namely 0-GEC-D7 and 30-GEC-D7  
546 beers). On the contrary, most of MCFA ethyl esters deriving from the metabolism of  
547 amino acids (ethyl 2-methylbutanoate, ethyl 3-methylbutanoate, ethyl tiglate) were  
548 mainly more abundant in beers fermented with high ratio of *S. suaveolens* in the  
549 starter of culture. Consistent with data from literature (Olaniran *et al.*, 2017), this  
550 result showed that the major part of ethyl ester production occurred within the first  
551 two days of fermentation, *i.e.*, before *S. suaveolens* depletion (Figure 1 a and b and  
552 Figure 2a).

553 Finally, esters were mostly found at concentration below their individual odor  
554 threshold in final beers. But it is well known that even if their individual  
555 concentration is well under their odor threshold, esters can have a synergic effect  
556 and thus affect the overall flavor of the product (Olaniran *et al.*, 2017; Verstrepen *et*  
557 *al.*, 2003). A preliminary hedonic analysis performed in the laboratory with beers  
558 prepared with *S. suaveolens* alone (100-GEC) or in co-culture with *S. cerevisiae* (30-  
559 and 90-GEC) tends to indicate that particularly high fruity aromas can be generated  
560 in these beers (data not shown). This result, which will be confirmed by a thorough  
561 sensory analysis, also suggests that the fruity taste increased proportionally with  
562 the increase of *S. suaveolens* in the starter of culture, but at the same time the *alcoholic*  
563 *note* of the standard beer was lost. The results of our experiments thus highlighted  
564 the interest of (a) a mixed-fermenting wort with 30% cell/cell *S. suaveolens* and 70%  
565 cell/cell of *S. cerevisiae* (30-GEC) during 7 days to produce fruity beers with  
566 characteristics (pH, ethanol content, TSS content) comparable to standard beers and  
567 (b) a mixed-fermenting wort with 90% cell/cell *S. suaveolens* and 10% cell/cell of *S.*  
568 *cerevisiae* during 7 days to produce low ethanol content fruity beers, but associated  
569 to higher residual sugars.

570

## 571 5. Conclusions

572 In this study we demonstrated that the high aroma producer *S. suaveolens* strain  
573 could be used in mixed-fermentation with *S. cerevisiae* to produce beers enriched  
574 significantly in fruity flavors as compared to standard beers (*i.e.* produced in

575 mono-culture with *S. cerevisiae*), even when the ratio of the NCY was low as  
576 compared to *S. cerevisiae*. Beside its influence on VOCs production, we also  
577 demonstrated the possibility to control ethanol production in the final beer by  
578 varying the ratio of both strains in the starter of culture. A good compromise was  
579 found for wort inoculated with 30% of *S. suaveolens* and 70% of *S. cerevisiae* and  
580 fermented for 7 days which led to beers with ethanol content comparable to  
581 standard beers, but with an aromatic bouquet enriched in fruity flavours.  
582 Contrariwise, inoculating wort with 90% of *S. suaveolens* and 10% of *S. cerevisiae* for  
583 7 days fermentation was shown as an interesting process to produce low-ethanol  
584 content fruity beers. This study confirms then that *S. suaveolens* is a good candidate  
585 to improve the aromatic properties of industrial beers. To complete these data, a  
586 sensorial comparative analysis of beers fermented during 7 days with simple or  
587 co-culture of *S. suaveolens* (30-, 90-, 100-GEC beers D7) with standard beer (0-GEC  
588 D7) will be published in another article specially turned to the sensorial properties  
589 of the novel beer.

590 **Author Contributions:** Conceptualization: MT, JMF and TP; Methodology: MT,  
591 YC, ASCS, LR, JMF and TP; Formal analysis, MT, YC, LR and TP; Investigation: MT,  
592 JMF and TP; Resources: LR and JMF ; Writing—original draft preparation: MT, YC,  
593 JMF and TP ; Writing—review and editing: MT, YC, JMF and TP; Supervision: JMF,  
594 ASCS and TP; Project administration: JMF and TP; Funding acquisition: MT, ASCS  
595 and TP. All authors have read and agreed to the published version of the  
596 manuscript.

597 **Funding:** This research was supported by the Regional Council of Reunion Island.

598 **Acknowledgments:** The authors wish to thank the management of the local  
599 brewing company SOREBRA (Saint-Louis, Reunion Island, France) for kindly  
600 provide industrial wort for our fermentation assays.

601 **Conflicts of Interest:** The authors declare no conflict of interest.



## 602 References

- 603 Atwell, C., Martin, E., Montague, G., Swuste, J. and Picksley, M. (2017). Optimization of cleaning  
604 detergent use in brewery fermenter cleaning: Optimization of cleaning detergent use in  
605 brewery fermenter cleaning. *Journal of the Institute of Brewing*, 123(1), 70–76.  
606 <https://doi.org/10.1002/jib.393>
- 607 Basso, R. F., Alcarde, A. R. and Portugal, C. B. (2016). Could non-*Saccharomyces* yeasts contribute on  
608 innovative brewing fermentations? *Food Research International*, 86, 112–120.  
609 <https://doi.org/10.1016/j.foodres.2016.06.002>
- 610 Bellut, K. and Arendt, E. K. (2019). Chance and Challenge: Non- *Saccharomyces* Yeasts in  
611 Nonalcoholic and Low Alcohol Beer Brewing – A Review. *Journal of the American Society of*  
612 *Brewing Chemists*, 77(2), 77–91. <https://doi.org/10.1080/03610470.2019.1569452>
- 613 Bokulich, N. A. and Bamforth, C. W. (2013). The Microbiology of Malting and Brewing. *Microbiology*  
614 *and Molecular Biology Reviews*, 77(2), 157–172. <https://doi.org/10.1128/MMBR.00060-12>
- 615 Brányik, T., Silva, D. P., Braszczyński, M., Lehnert, R. and Almeida e Silva, J. (2012). A review of  
616 methods of low alcohol and alcohol-free beer production. *Journal of Food Engineering*, 108,  
617 493–506.
- 618 Brányik, T., Vicente, A. A., Dostálek, P. and Teixeira, J. A. (2008). A review of flavour formation in  
619 continuous beer fermentations. *Journal of the Institute of Brewing*, 114(1), 3–13.
- 620 Budroni, M., Zara, G., Ciani, M. and Comitini, F. (2017). *Saccharomyces* and non-*Saccharomyces* starter  
621 yeasts. In M. Kanauchi (Ed.), *Brewing Technology*. InTech.  
622 <https://doi.org/10.5772/intechopen.68792>
- 623 Callejo, M. J., Navas, J. G., Alba, R., Escott, C., Loira, I., González, M. C. and Morata, A. (2019). Wort  
624 fermentation and beer conditioning with selected non-*Saccharomyces* yeasts in craft beers.  
625 *European Food Research and Technology*, 245(6), 1229–1238.
- 626 Canonico, L., Comitini, F. and Ciani, M. (2017). *Torulaspora delbrueckii* contribution in mixed  
627 brewing fermentations with different *Saccharomyces cerevisiae* strains. *International Journal*  
628 *of Food Microbiology*, 259, 7–13.

629 Capece, A., Romaniello, R., Siesto, G. and Romano, P. (2018). Conventional and non-conventional  
630 yeasts in beer production. *Fermentation*, 4(2), 38.

631 Chen, E. C. H. (1978). The relative contribution of Ehrlich and biosynthetic pathways to the formation  
632 of fusel alcohols. *Journal of the American Society of Brewing Chemists*, 36, 39–43.

633 Chen, J. L., Wu, J. H., Wang, Q., Deng, H. and Hu, X. S. (2006). Changes in the volatile compounds  
634 and chemical and physical properties of Kuerle fragrant pear ( *Pyrus serotina* Reld) during  
635 storage. *Journal of Agricultural and Food Chemistry*, 54(23), 8842–8847.  
636 <https://doi.org/10.1021/jf061089g>

637 Czerny, M., Christlbauer, M., Christlbauer, M., Fischer, A., Granvogl, M., Hammer, M., Hartl, C.,  
638 Hernandez, N. M. and Schieberle, P. (2008). Re-investigation on odour thresholds of key  
639 food aroma compounds and development of an aroma language based on odour qualities of  
640 defined aqueous odorant solutions. *European Food Research and Technology*, 228(2), 265–273.  
641 <https://doi.org/10.1007/s00217-008-0931-x>

642 Daenen, L., Sterckx, F., Delvaux, F. R., Verachtert, H. and Derdelinckx, G. (2008). Evaluation of the  
643 glycoside hydrolase activity of a *Brettanomyces* strain on glycosides from sour cherry (*Prunus*  
644 *cerasus* L.) used in the production of special fruit beers. *FEMS Yeast Research*, 8, 1103–1114.

645 Damasceno, S., Cereda, M. P., Pastore, G. M. and Oliveira, J. G. (2003). Production of volatile  
646 compounds by *Geotrichum fragrans* using cassava wastewater as substrate. *Process*  
647 *Biochemistry*, 39(4), 411–414.

648 De Francesco, G., Turchetti, B., Sileoni, V., Marconi, O. and Perretti, G. (2015). Screening of new  
649 strains of *Saccharomyces ludwigii* and *Zygosaccharomyces rouxii* to produce low-alcohol beer.  
650 *Journal of the Institute of Brewing*, 121(1), 113–121.

651 de Oliveira, S. M. M., Gomes, S. D., Sene, L., Machado, S. R., Coelho, A. C. B., Cereda, M. P., Christ,  
652 D. and Piechontcoski, J. (2013). Production of 2-phenylethanol by *Geotrichum fragrans*,  
653 *Saccharomyces cerevisiae* and *Kluyveromyces marxianus* in cassava wastewater. *J Food Agric*  
654 *Environ*, 11(2), 158–163.

655 Dickinson, J. R., Salgado, L. E. J. and Hewlins, M. J. E. (2003). The catabolism of amino acids to long  
656 chain and complex alcohols in *Saccharomyces cerevisiae*. *Journal of Biological Chemistry*, 278(10),  
657 8028–8034. <https://doi.org/10.1074/jbc.M211914200>

658 Engan, S. (1972). Organoleptic threshold values of some alcohols and esters in beer. *Journal of the*  
659 *Institute of Brewing*, 78(1), 33–36.

660 Gallone, B., Mertens, S., Gordon, J. L., Maere, S., Verstrepen, K. J. and Steensels, J. (2018). Origins,  
661 evolution, domestication and diversity of *Saccharomyces* beer yeasts. *Current Opinion in*  
662 *Biotechnology*, 49, 148–155. <https://doi.org/10.1016/j.copbio.2017.08.005>

663 Gallone, B., Steensels, J., Prahl, T., Soriaga, L., Saels, V., Herrera-Malaver, B., Merlevede, A.,  
664 Roncoroni, M., Voordeckers, K., Miraglia, L., Teiling, C., Steffy, B., Taylor, M., Schwartz, A.,  
665 Richardson, T., White, C., Baele, G., Maere, S. and Verstrepen, K. J. (2016). Domestication  
666 and divergence of *Saccharomyces cerevisiae* beer yeasts. *Cell*, 166(6), 1397–1410.  
667 <https://doi.org/10.1016/j.cell.2016.08.020>

668 Gibson, B., Geertman, J.-M. A., Hittinger, C. T., Krogerus, K., Libkind, D., Louis, E. J., Magalhães, F.  
669 and Sampaio, J. P. (2017). New yeasts—new brews: Modern approaches to brewing yeast  
670 design and development. *FEMS Yeast Research*, 17(4), 1–13.  
671 <https://doi.org/10.1093/femsyr/fox038>

672 Grondin, E., Shum Cheong Sing, A., Caro, Y., Billerbeck, G. M., François, J. M. and Petit, T. (2015a).  
673 Physiological and biochemical characteristics of the ethyl tiglate production pathway in the  
674 yeast *Saprochaete suaveolens*. *Yeast*, 32(1), 57–66.

675 Grondin, E., Shum Cheong Sing, A., Caro, Y., Raherimandimby, M., Randrianierenana, A. L., James,  
676 S., Nueno-Palop, C., François, J. M. and Petit, T. (2015b). A comparative study on the  
677 potential of epiphytic yeasts isolated from tropical fruits to produce flavoring compounds.  
678 *International Journal of Food Microbiology*, 203, 101–108.

679 Grondin, E., Shum Cheong Sing, A., James, S., Nueno-Palop, C., François, J. M. and Petit, T. (2017).  
680 Flavour production by *Saprochaete* and *Geotrichum* yeasts and their close relatives. *Food*  
681 *Chemistry*, 237, 677–684.

682 Hazelwood, L. A., Daran, J.-M., van Maris, A. J. A., Pronk, J. T. and Dickinson, J. R. (2008). The  
683 Ehrlich pathway for fusel alcohol production: A century of research on *Saccharomyces*  
684 *cerevisiae* metabolism. *Applied and Environmental Microbiology*, 74(12), 3920–3920.  
685 <https://doi.org/10.1128/AEM.00934-08>

686 İřcan, G., Demirci, B., Demirci, F. and Bařer, K. H. C. (2015). Headspace solid phase microextraction  
687 (HS-SPME) and analysis of *Geotrichum fragrans* volatiles. *Natural Volatiles & Essential Oils*,  
688 2(2), 45–51.

689 Kao, T.-H. (2018). Health Potential for Beer Brewing Byproducts. In N. Shiomi (Ed.), *Current Topics*  
690 *on Superfoods*. InTech. <https://doi.org/10.5772/intechopen.76126>

691 Kobayashi, M., Shimizu, H. and Shioya, S. (2008). Beer volatile compounds and their application to  
692 low-malt beer fermentation. *Journal of Bioscience and Bioengineering*, 106(4), 317–323.  
693 <https://doi.org/10.1263/jbb.106.317>

694 Kurtzman, C., Fell, J. W. and Boekhout, T. (2011). *The Yeasts: A Taxonomic Study*. Elsevier.

695 Leffingwell & Associates (2020). *Odor & flavor detection thresholds in water (in parts per billion)*.  
696 <http://www.leffingwell.com/odorthre.htm>

697 Li, H.G. and Liu, F. (2015). Changes in organic acids during beer fermentation. *Journal of the American*  
698 *Society of Brewing Chemists*, 73(3), 275–279. <https://doi.org/10.1094/ASBCJ-2015-0509-01>

699 Libkind, D., Hittinger, C. T., Valério, E., Gonçalves, C., Dover, J., Johnston, M., Gonçalves, P. and  
700 Sampaio, J. P. (2011). Microbe domestication and the identification of the wild genetic stock  
701 of lager-brewing yeast. *Proceedings of the National Academy of Sciences*, 108(35), 14539–14544.

702 Liu, S.-Q. and Quek, A. Y. H. (2016). Evaluation of beer fermentation with a novel yeast *Williopsis*  
703 *saturnus*. *Food Technology and Biotechnology*, 54(4), 403–412.  
704 <https://doi.org/10.17113/ftb.54.04.16.4440>

705 Lodolo, E. J., Kock, J. L., Axcell, B. C. and Brooks, M. (2008). The yeast *Saccharomyces cerevisiae*–the  
706 main character in beer brewing. *FEMS Yeast Research*, 8(7), 1018–1036.

707 Mertens, S., Steensels, J., Saels, V., De Rouck, G., Aerts, G. and Verstrepen, K. J. (2015). A Large Set of  
708 Newly Created Interspecific *Saccharomyces* Hybrids Increases Aromatic Diversity in Lager  
709 Beers. *Applied and Environmental Microbiology*, 81(23), 8202–8214.  
710 <https://doi.org/10.1128/AEM.02464-15>

711 Michel, M., Meier-Dörnberg, T., Jacob, F., Methner, F.-J., Wagner, R. S. and Hutzler, M. (2016).  
712 Review: Pure non- *Saccharomyces* starter cultures for beer fermentation with a focus on  
713 secondary metabolites and practical applications: Non-conventional yeast for beer  
714 fermentation. *Journal of the Institute of Brewing*, 122(4), 569–587. <https://doi.org/10.1002/jib.381>

715 Nagata, Y. (2003). Measurement of odor threshold by triangle odor bag method. *In Odor Measurement*  
716 *Review. Office of odor, noise and vibration.* Environmental management bureau, Ministry of  
717 environment, Tokyo, pp. 118-127.

718 Olaniran, A. O., Hiralal, L., Mokoena, M. P. and Pillay, B. (2017). Flavour-active volatile compounds  
719 in beer: Production, regulation and control. *Journal of the Institute of Brewing*, 123(1), 13–23.  
720 <https://doi.org/10.1002/jib.389>

721 Peddie, H. A. B. (1990). Ester formation in brewery fermentations. *Journal of Inst. Brew*, 96, 327–331.

722 Petruzzi, L., Rosaria Corbo, M., Sinigaglia, M. and Bevilacqua, A. (2016). Brewer’s yeast in controlled  
723 and uncontrolled fermentations, with a focus on novel, nonconventional, and superior  
724 strains. *Food Reviews International*, 32(4), 341–363.  
725 <https://doi.org/10.1080/87559129.2015.1075211>

726 Pires, E. J., Teixeira, J. A., Brányik, T. and Vicente, A. A. (2014). Yeast: The soul of beer’s aroma—a  
727 review of flavour-active esters and higher alcohols produced by the brewing yeast. *Applied*  
728 *Microbiology and Biotechnology*, 98(5), 1937–1949.

729 Saerens, S. M. G., Duong, C. T. and Nevoigt, E. (2010). Genetic improvement of brewer’s yeast:  
730 Current state, perspectives and limits. *Applied Microbiology and Biotechnology*, 86(5), 1195–  
731 1212. <https://doi.org/10.1007/s00253-010-2486-6>

732 Saerens, S. and Swiegers, J. H. (2014). Production of low-alcohol or alcohol free beer with *Pichia*  
733 *kluuyveri* yeast strains (WIPO - Patent No. WO 2014/135673 A2).

734 Salo, S., Friis, A. and Wirtanen, G. (2008). Cleaning validation of fermentation tanks. *Food and*  
735 *Bioproducts Processing*, 86(3), 204–210. <https://doi.org/10.1016/j.fbp.2007.10.019>

736 Serra Colomer, M., Funch, B. and Forster, J. (2019). The raise of *Brettanomyces* yeast species for beer  
737 production. *Current Opinion in Biotechnology*, 56, 30–35.  
738 <https://doi.org/10.1016/j.copbio.2018.07.009>

739 Steensels, J. and Verstrepen, K. J. (2014). Taming wild yeast: potential of conventional and  
740 nonconventional yeasts in industrial fermentations. *Annual Review of Microbiology*, 68, 61–80.

741 Stevens, R. (1960). Volatile products of fermentation: A review. *Brewing Industry Research Foundation*,  
742 66, 453–471.

743 Stewart, G. G. (2016). *Saccharomyces* species in the production of beer. *Beverages*, 2(4), 34.

744 TechNavio (2019). *Global fruit beer market 2019-2023*.

745 Toh, D. W. K., Chua, J. Y. and Liu, S. Q. (2018). Impact of simultaneous fermentation with  
746 *Saccharomyces cerevisiae* and *Torulaspota delbrueckii* on volatile and non-volatile constituents  
747 in beer. *LWT*, 91, 26–33.

748 van Dijken JP, Bauer, J., Brambilla, L., Duboc, P., Francois, J.M., Gancedo, C., Giuseppin, M.L.,  
749 Heijnen, J.J., Hoare, M., Lange, H.C., Madden, E.A., Niederberger, P., Nielsen, J., Parrou, J.L.,  
750 Petit, T., Porro, D., Reuss, M., van Riel, N., Rizzi, M. and Pronk, J.T. (2000). An  
751 interlaboratory comparison of physiological and genetic properties of four *Saccharomyces*  
752 *cerevisiae* strains. *Enzyme and Microbial Technology*, 26(9–10), 706–714.

753 van Rijswijck, I. M. H., Wolkers - Rooijackers, J. C. M., Abee, T. and Smid, E. J. (2017). Performance of  
754 non-conventional yeasts in co-culture with brewers' yeast for steering ethanol and aroma  
755 production. *Microbial Biotechnology*, 10(6), 1591–1602.  
756 <https://doi.org/10.1111/1751-7915.12717>

757 Varela, C. (2016). The impact of non-*Saccharomyces* yeasts in the production of alcoholic beverages.  
758 *Applied Microbiology and Biotechnology*, 100(23), 9861–9874.

759 Verstrepen, K. J., Derdelinckx, G., Dufour, J.-P., Winderickx, J., Thevelein, J. M., Pretorius, I. S. and  
760 Delvaux, F. R. (2003). Flavor-active esters: Adding fruitiness to beer. *Journal of Bioscience and*  
761 *Bioengineering*, 96(2), 110–118.

762 Welsh, F. W., Murray, W. D., Williams, R. E. and Katz, I. (1989). Microbiological and enzymatic  
763 production of flavor and fragrance chemicals. *Critical Reviews in Biotechnology*, 9(2), 105–169.

764 Willaert, R. and Nedovic, V. A. (2006). Primary beer fermentation by immobilised yeast—A review  
765 on flavour formation and control strategies. *Journal of Chemical Technology & Biotechnology*,  
766 81(8), 1353–1367. <https://doi.org/10.1002/jctb.1582>

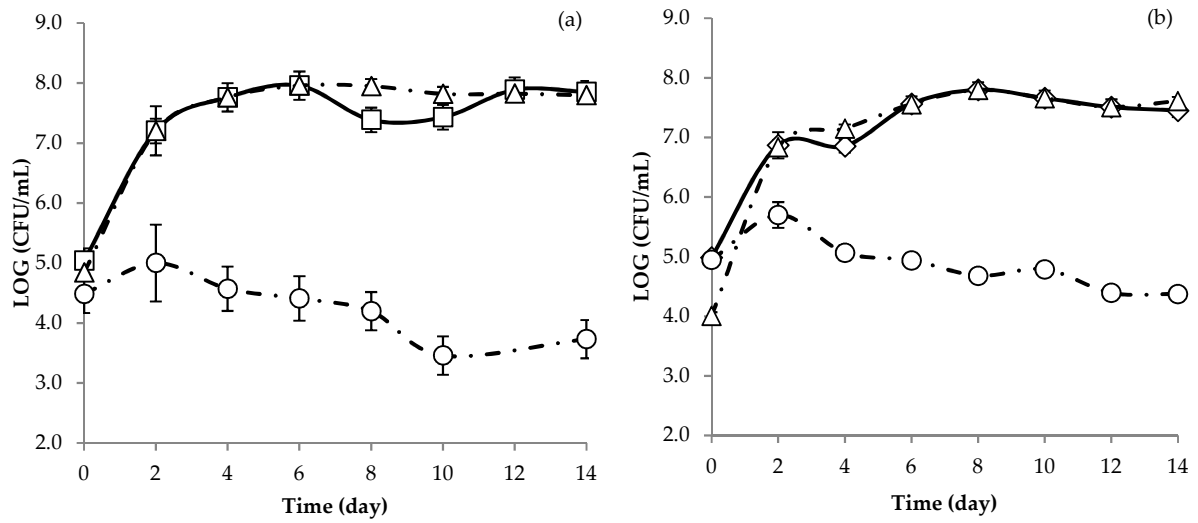
767 Yin, H., Dong, J.-J., Yu, J.-H., Zhong, C., Liu, L.-P., Liu, M., Yang, P.-F., Hao, J.-G. and Jia, S.-R. (2017).  
768 Intracellular metabolite profiling of industrial yeast and the synthesis of flavour compounds  
769 in beer: Metabolic analysis of flavor during beer fermentation. *Journal of the Institute of*  
770 *Brewing*, 123(3), 328–336. <https://doi.org/10.1002/jib.436>

771 Zhang, C.-Y., Liu, Y.-L., Qi, Y.-N., Zhang, J.-W., Dai, L.-H., Lin, X. and Xiao, D.-G. (2013). Increased  
772 esters and decreased higher alcohols production by engineered brewer's yeast strains.

773            *European Food Research and Technology*, 236(6), 1009–1014.  
774            <https://doi.org/10.1007/s00217-013-1966-1>

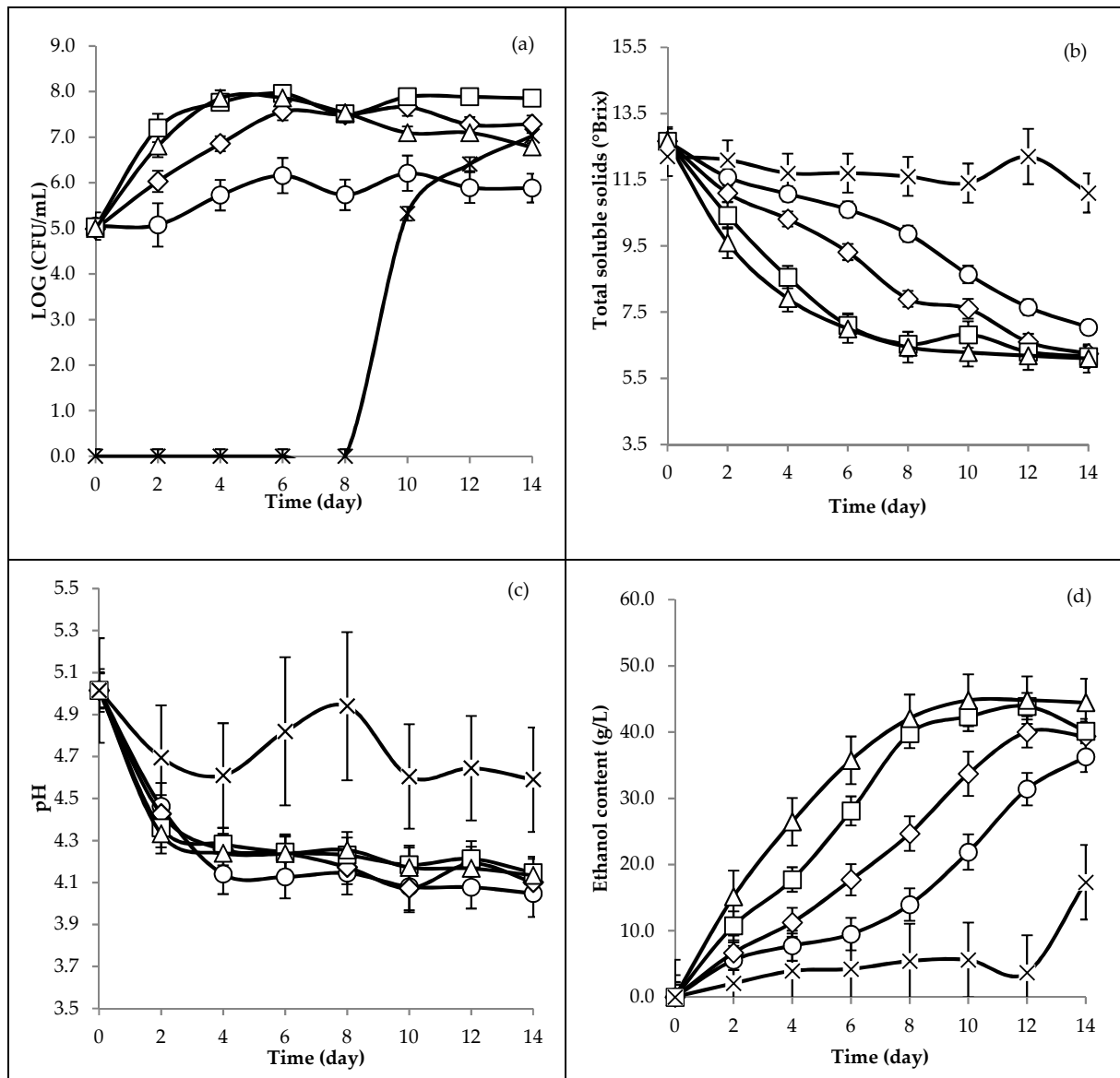
775    Zhu, J., Shi, J., Lu, Y., Liu, L. and Liu, Y. (2016). Application of strains of *Geotrichum* spp. to decrease  
776            higher alcohols and to increase esters: Application of *Geotrichum* spp. strains to decrease  
777            higher alcohols and to increase esters. *Journal of the Institute of Brewing*, 122(1), 147–155.  
778            <https://doi.org/10.1002/jib.287>

## Figures

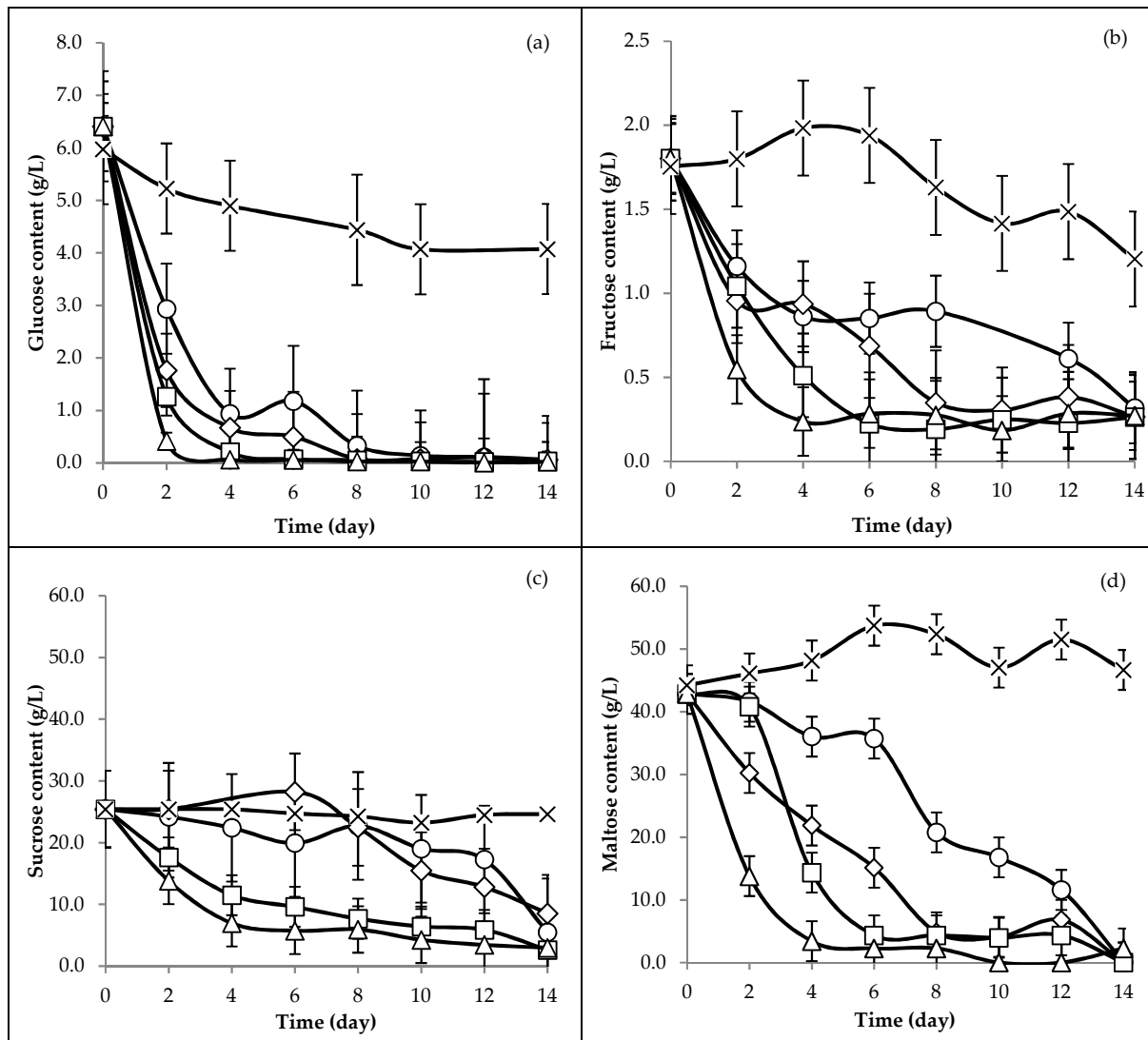


2 **Figure 1.** Cell growth of *S. suaveolens* and *S. cerevisiae* during wort mixed  
 3 fermentation (a) 30-GEC (with starter of culture containing 70% of *S. cerevisiae* and  
 4 30% of *S. suaveolens* cell/cell) and (b) 90-GEC (with starter of culture containing 10%  
 5 of *S. cerevisiae* and 90% of *S. suaveolens* cell/cell). □ : Total yeast growth; O: *S.*  
 6 *suaveolens* growth; Δ : *S. cerevisiae* growth.

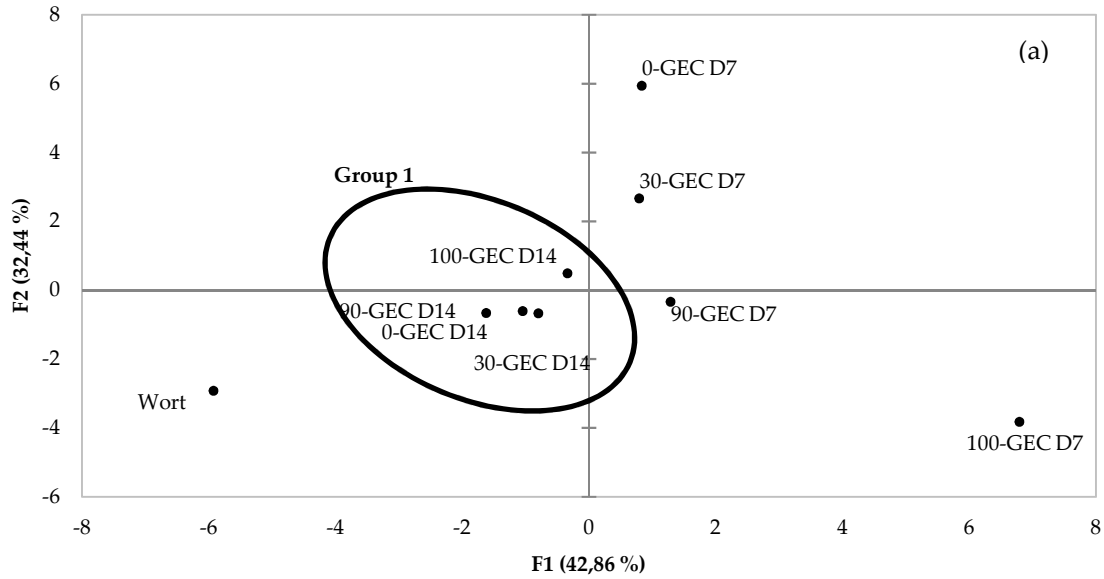




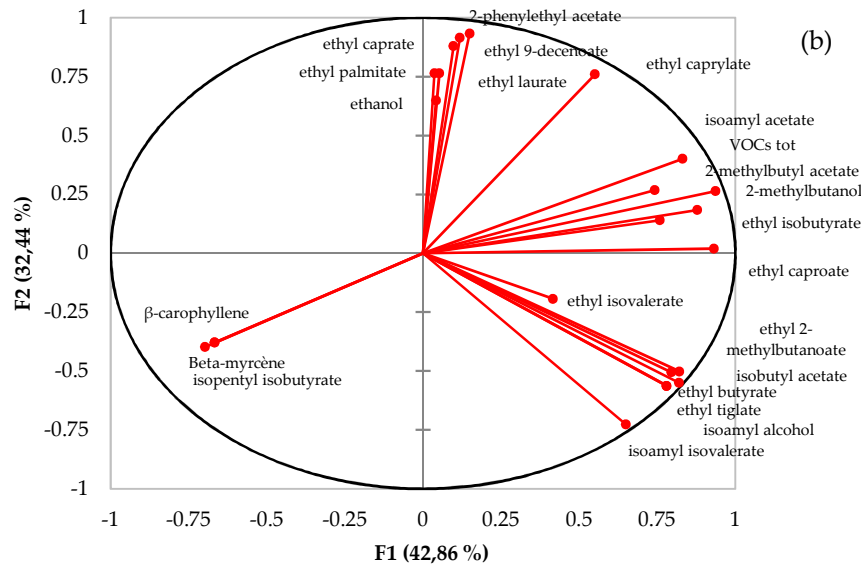
7 **Figure 2.** Kinetics of (a) total yeast content, (b) total soluble solids content, (c) pH  
8 and (d) ethanol content during fermentation of raw non inoculated wort (X), 0-GEC  
9 (Δ , single-fermentation with *S. cerevisiae*), 30-GEC (□ , mixed-fermentation with  
10 starter of culture containing 70% of *S. cerevisiae* and 30% of *S. suaveolens*, 90-GEC (◇ ,  
11 mixed-fermentation with starter of culture containing 10% of *S. cerevisiae* and 90%  
12 of *S. suaveolens*) and 100-GEC (○ , single-fermentation with *S. suaveolens*).



13 **Figure 3.** Kinetics of consumption of carbohydrates (in g/L) contained in the wort (a  
14 : glucose ; b : fructose; c : sucrose and d : maltose) content during fermentation of  
15 raw non inoculated wort (X), 0-GEC (Δ single-fermentation with *S. cerevisiae*),  
16 30-GEC (□ , mixed-fermentation inoculated with 70% of *S. cerevisiae* and 30% of *S.*  
17 *suaveolens*, 90-GEC (◇ , mixed-fermentation inoculated with 10% of *S. cerevisiae* and  
18 90% of *S. suaveolens*) and 100-GEC (○ , single-fermentation inoculated with *S.*  
19 *suaveolens* alone).



20



21

22 **Figure 4.** Score plot of F2 versus F1 (4a and 4b) for the main organic volatile  
 23 compounds detected in initial and fermented wort analyzed after 7 days (D7) and  
 24 14 days (D14) of fermentation with 0-GEC (single-fermentation with *S. cerevisiae*),  
 25 30-GEC (mixed-fermentation inoculated with 70% of *S. cerevisiae* and 30% of *S.*  
 26 *suaveolens*, 90-GEC (mixed-fermentation inoculated with 10% of *S. cerevisiae* and  
 27 90% of *S. suaveolens*) and 100-GEC (single-fermentation inoculated with *S. suaveolens*  
 28 alone). Principal Component Analysis was performed using XLSTAT (Addinsoft).  
 29 Predicted groups were correlated to CAH clusters.

1

## Tables

2 **Table 1** : Concentration (mg/L) of the type of major volatile compounds (GC-MS) identified in wort and beers obtained after 7 days of  
3 mono-culture and mixed-fermentation of wort with *S. cerevisiae* and *S. suaveolens*.

Type of VOCs	Wort	0-GEC beer	30-GEC beer	90-GEC beer	100-GEC beer
Alcohols	0.04 ± 0.04	0.54 ± 0.94	1.08 ± 0.45	1.46 ± 0.29	1.62 ± 1.24
Esters	0.02 ± 0.02	3.06 ± 1.68	3.00 ± 0.88	4.20 ± 1.29	7.04 ± 4.40
Terpens and terpenoids	0.09 ± 0.06	-	-	-	-
<b>Total volatiles</b>	0.15 ± 0.12	3.61 ± 2.26	4.71 ± 1.02	4.29 ± 1.61	9.05 ± 5.20

4 Data are means ± standard deviations. **0-GEC-D7**, beer obtained after 7 days of wort inoculated with *S. cerevisiae* alone; **30-GEC-D7**, beer  
5 prepared during 7 days using a starter of culture containing 70% of *S. cerevisiae* and 30% of *S. suaveolens* (cell/cell); **90-GEC-D7**, beer  
6 obtained after 7 days of wort mixed-fermentation with starter of culture containing 10% of *S. cerevisiae* and 90% of *S. suaveolens* (cell/cell);  
7 **100-GEC-D7**, beer obtained after 7 days of wort inoculated with *S. suaveolens* alone