



HAL
open science

In Silico Prediction of Food Properties: A Multiscale Perspective

Olivier Vitrac, Phuong-Mai Nguyen, Murielle Hayert

► **To cite this version:**

Olivier Vitrac, Phuong-Mai Nguyen, Murielle Hayert. In Silico Prediction of Food Properties: A Multiscale Perspective. *Frontiers in Chemical Engineering*, 2022, 3, 10.3389/fceng.2021.786879 . hal-03539627

HAL Id: hal-03539627

<https://hal.inrae.fr/hal-03539627>

Submitted on 21 Jan 2022

HAL is a multi-disciplinary open access archive for the deposit and dissemination of scientific research documents, whether they are published or not. The documents may come from teaching and research institutions in France or abroad, or from public or private research centers.

L'archive ouverte pluridisciplinaire **HAL**, est destinée au dépôt et à la diffusion de documents scientifiques de niveau recherche, publiés ou non, émanant des établissements d'enseignement et de recherche français ou étrangers, des laboratoires publics ou privés.



Distributed under a Creative Commons Attribution 4.0 International License



In Silico Prediction of Food Properties: A Multiscale Perspective

Olivier Vitrac^{1*}, Phuong-Mai Nguyen² and Murielle Hayert¹

¹Université Paris-Saclay, INRAE, AgroParisTech, UMR 0782 SayFood, Massy, France, ²LNE, French National Laboratory of Metrology and Testing, Trappes, France

Several open software packages have popularized modeling and simulation strategies at the food product scale. Food processing and key digestion steps can be described in 3D using the principles of continuum mechanics. However, compared to other branches of engineering, the necessary transport, mechanical, chemical, and thermodynamic properties have been insufficiently tabulated and documented. Natural variability, accentuated by food evolution during processing and deconstruction, requires considering composition and structure-dependent properties. This review presents practical approaches where the premises for modeling and simulation start at a so-called “microscopic” scale where constituents or phase properties are known. The concept of microscopic or ground scale is shown to be very flexible from atoms to cellular structures. Zooming in on spatial details tends to increase the overall cost of simulations and the integration over food regions or time scales. The independence of scales facilitates the reuse of calculations and makes multiscale modeling capable of meeting food manufacturing needs. On one hand, new image-modeling strategies without equations or meshes are emerging. On the other hand, complex notions such as compositional effects, multiphase organization, and non-equilibrium thermodynamics are naturally incorporated in models without linearization or simplifications. Multiscale method’s applicability to hierarchically predict food properties is discussed with comprehensive examples relevant to food science, engineering and packaging. Entropy-driven properties such as transport and sorption are emphasized to illustrate how microscopic details bring new degrees of freedom to explore food-specific concepts such as safety, bioavailability, shelf-life and food formulation. Routes for performing spatial and temporal homogenization with and without chemical details are developed. Creating a community sharing computational codes, force fields, and generic food structures is the next step and should be encouraged. This paper provides a framework for the transfer of results from other fields and the development of methods specific to the food domain.

Keywords: prediction, food properties, multiscale, packaging, diffusion properties, thermodynamics

1 INTRODUCTION

Food engineering and modeling tend to be more difficult than in other areas as foodstuffs are inherently complex objects; biological processes initially define their organizations, structures, and compositions. They evolve rapidly during harvesting, transportation, and distribution. Food processing profoundly changes all the properties of food: composition, structure, physical states

OPEN ACCESS

Edited by:

Luis H. Reyes,
University of Los Andes, Colombia

Reviewed by:

Juan Carlos Burgos,
University of Cartagena, Colombia
Juan C. Cruz,
University of Los Andes, Colombia

***Correspondence:**

Olivier Vitrac
olivier.vitrac@agroparistech.fr

Specialty section:

This article was submitted to
Biochemical Engineering,
a section of the journal
Frontiers in Chemical Engineering

Received: 30 September 2021

Accepted: 09 December 2021

Published: 21 January 2022

Citation:

Vitrac O, Nguyen P-M and Hayert M
(2022) In Silico Prediction of Food
Properties: A Multiscale Perspective.
Front. Chem. Eng. 3:786879.
doi: 10.3389/fceng.2021.786879

of the constituents, degradation, and production of new chemical compounds (Datta, 2016). In other words, successful modeling should capture the evolution of the physicochemical properties with the degree of processing but also the effects of the initial biological variability and of supply chain fluctuations. Storage, preservation, final preparation and digestion of processed foods also profoundly alter these properties (Bornhorst et al., 2016). Modeling in food addresses usually only one part of the complexity: only the evolution of an “averaged” food product is sought and not the variability between food products. Thermodynamic, transport and mechanical properties are therefore “averaged” over a representative structure, composition, and assumed constant or dependent on macroscale state variables (e.g., temperature, water content, etc.). With the rapid progress in modeling and simulation in other engineering disciplines, including materials, polymer science, and soft matter, this chapter argues that the implicit paradigm of averaging any aspect of food transformation may be challenged in the future. The lack of extensive and freely accessible “mechanistic” food properties databases motivated the quest for alternatives to classical modeling (Nesvadba et al., 2004). When they exist, they do not consider compositional and structure effects essential to processed foods characteristics. Moreover, simulating flows, transfer, reactions, creation of structures and their mechanical properties in realistic conditions remains beyond the reach of conventional approaches without adequate parameterization on real-life food products (Roos et al., 2016).

Directly calculating physicochemical properties of foods from pure phase data or atomistic structures paves the way to the direct simulation (from first principles) of their processing and preservation regardless of the food or its process. In this new perspective, the incomplete macroscale model in food is supplemented by an explicitly given microscopic model. Such a framework differs from earlier semi-empirical models tabulated in Ref. (Gulati and Datta, 2013). This article reviews a selection of techniques enabling the emergence of macroscopic behaviors from the knowledge of structures or molecules and their potential applications in food engineering. Indeed, the popularization of high-throughput measurement techniques encourages the development of modeling techniques capable of using directly as inputs 3D images from X-ray microcomputed tomography, laser-scanning confocal microscopy in UV, visible and midinfrared ranges Raman confocal microscopy). Ideally, the approaches need to be sufficiently robust and tailored to accommodate various strategies (fully or partially *in silico*) to replace food missing properties and incorporate chemical and structural food characteristics. The growing development of equation-free multiscale computation (Kevrekidis and Samaey, 2009), along with the widespread use of parallel and cloud computing, makes the passthrough to the scale where the decision is taken possibly without requiring an explicit macroscopic-level step. “Food system analysis” at any step of its transformation, storage, oral processing and digestion may nourish innovation in food but also reaches external communities, including medical communities, industry and authorities. Linked decisions across the scales with

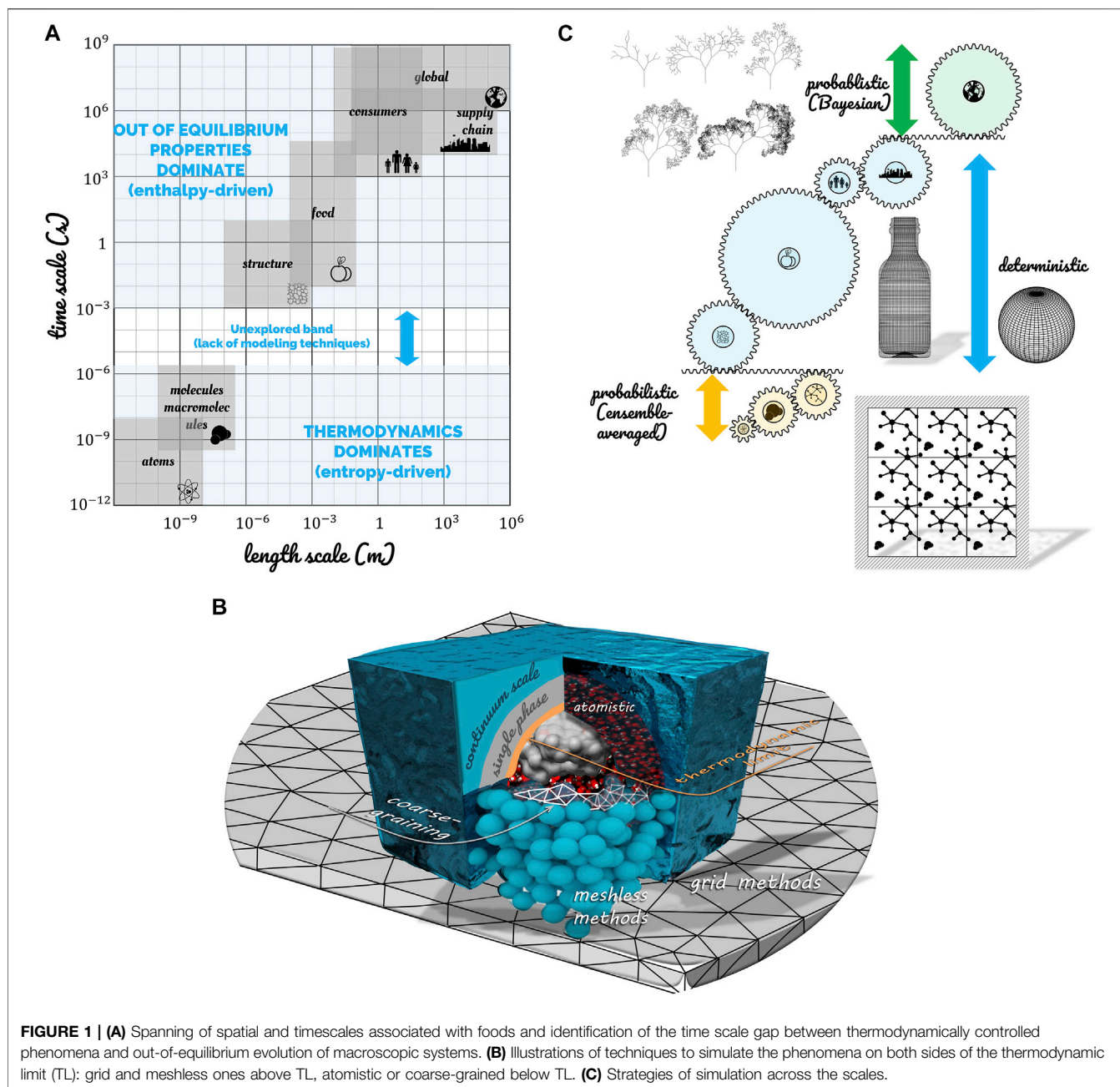
arbitrary levels of entanglement (Gear et al., 2003) could be used to evaluate the impact of existing or future practices.

The manuscript borrows several concepts and techniques that we have developed to fill in the gaps in continuum numerical approaches, and more generally, to introduce chemical information, which does not fit well in evolutive equations, governed essentially by conservation equations. From a thermodynamic point of view, we address in this paper problems which are entropy-driven and therefore not directly related to heat transfer or mechanical work. The vantage point adopted in the proposed computational framework suggests that two multiscale problems coexist: spatial and temporal. Abundant literature describes the first one. It is approached from the perspective of mathematical homogenization and applied to the prediction of diffusion coefficients. This technique should not be confused with techniques for averaging over volume elements. It does not focus on the observation scale to define heterogeneities but instead defines a very large equivalent medium in which local variations become negligible. The mathematical tool is asymptotic analysis. The same concept is required to predict temporal evolutions at the food scale from scales close to the vibration of atoms or molecules. The coherent macroscopic behavior emerges from the interactions of microscopic agents (solutes, macromolecules, cells). Therefore, spatial and temporal microscopic details are not smoothed out but rather integrated up to the scale of the food, usually using a procedural computing approach. The feasibility of combining chemical-level, microscopic-level and food-level is illustrated in the interactions between the food and its packaging. The chosen methodologies have sufficiently low computational cost to operate in loops and support food production problem-solving: e.g., resource and waste minimization, valorization by-products, safety, security and health issues (Bazilian et al., 2011). But what are the challenges and opportunities of modeling across scales?

1.1 The Scale Problem

It is tempting to think that all scales can be modeled continuously from atoms to the cycle of production, distribution, and consumption of food by a population of consumers. The grounds why this is not possible in a classical sense are illustrated in **Figure 1** regarding the farthest scales from the observer (human scale): either in the direction of atoms or on the scale of a sufficiently large system (including more than one single food).

At the finest scale, there are more molecules/entities in a 1 L water bottle (55.6 moles, i.e., 3.3×10^{25} molecules; i.e., 10^{26} atoms) than stars/entities in the observable universe [from 10^{22} to 10^{24} according to the European Space Agency (ESA, n.d.)]. The most extensive simulation of a biophysical system at the atomic scale on an exascale supercomputer (130,000 cores) included only 10^9 atoms/entities (Jung et al., 2019). If it were water, a cube of 215 nm side would contain this number of atoms. A water cube of 42 nm edge would require a more reasonable power of 1,000 cores. These volumes are insufficient to represent any food transformation (freezing/thawing, cooking, flow in a pipe), but they are sufficient to access fundamental properties at



the nanometric scale. For example, the coalescence of two drops of 58.5 nm in diameter has been recently simulated at the atomic scale (Perumanath et al., 2019). The role of thermal fluctuations in the construction of a common liquid-gas interface has been demonstrated. This example illustrates three critical properties:

- Structural chemical information can only be maintained on scales commensurable with molecules and segments of polymers; beyond, structural and chemical information will have to be encoded using the principles of thermodynamics and mechanics on a larger scale.

- Statistical physics or mechanics can describe phenomena below the thermodynamic limit (TL), that is, when thermal fluctuations are significant. TL is much larger than molecules and also applies to colloidal systems (Frenkel, 2014).
- The union of systems smaller than TL does not allow the reconstruction of a macroscopic system by sampling. The property of additivity or extensivity is recovered only beyond TL.

There are no absolute rules to define the critical length scale for TL; TL tends to be longer in the presence of long-range forces or

for systems with large surface-to-volume ratios in monophasic systems (Sheehan and Gross, 2006; Frenkel, 2014). In emulsions, foams, and suspensions, TL is much larger and reaches few micrometers.

The continuum scale (CS) lies between TL and an upper limit called “large scale” (LS). The “single-scale” approach is associated with finite-element and finite volume techniques. At these scales, there is no need to assemble forces on discrete systems and to assess the concept of thermodynamic and mechanic equilibrium locally. Statistical formulations are cast in conservation equations and resolved generically with the machinery of differential and integral calculus. Therefore, the food properties and driving forces are effective and capture most of the microscopic details in one single formulation. The properties are allowed to vary either with position, time, and intensive variables such as temperature, pressure, or local concentrations. The effective porous medium formulation describes well the effective heat transfer properties in heterogeneous food products such as dry foods. However, it is less efficient in deriving transport and mechanical properties as it does not consider phases spatial arrangement and morphology (Datta, 2007). Similarly, the corresponding driving forces (e.g., osmotic or swelling pressures) are well described for systems with low TL values (i.e., random mixtures of molecules). However, they may be more difficult to derive for systems presenting an organization at nanoscale or memory effects (i.e., dislocation, plasticity, glassy state) (Lucarini et al., 2020). Two examples easily illustrate the loss of details of the continuum approach at the food scale. The fracture of dry foods (e.g., chips) or rehydration of dry foods (e.g., cereals) will be described at continuum scale from the classical macro-strain without considering the anisotropic “micro strain” in cell walls and the effect of drying on the rigidity of cell walls. Similar microscopic effects occur when a native starch suspension is heated in a heat exchanger (Plana-Fattori et al., 2016). Gelatinization and swelling of starch granules will modify the viscosity locally and finally at a much larger scale. Microscopic gradients persist when two components with different viscosities are thermomixed such as during chocolate conching (Greiner et al., 2014).

Complex food simulators can be assembled from low-level mechanistic components for one particular food product. The concept of “large-scale” (LS) occurs when the same model is used for a broader range of food products. Its strict definition is more elusive and would correspond to situations where the underlying assumptions of at least one constitutive model cease to be verified. This model can be involved in either the prediction of effective properties or driving forces. The reasons could be: the raw biological materials are different (different variety, maturity, different tissues), the morphologies are different (different distributions for dispersed systems), the properties of the continuous phase are different (e.g., the addition of a thickening agent, fat replacers), different pretreatments (higher shrinkage, compaction), aging effects, etc.

1.2 Continuum vs. Discrete Descriptions

The core of this article is to highlight the different strategies to derive properties for food considered not as a uniform rigid body

but as a soft matter organized at different scales. The choice of considering a discrete collection of interacting entities (molecules, phases) or an equivalent homogeneous continuum depends not only on the problem and the choice of the end-user but also on whether the chemical information needs to be considered explicitly or not. At this point, it is essential to note that no measurement is required for none of these methods beyond some information on the food composition and the spatial organization of phases herein. Counterintuitively, asymptotic analysis linking microscopic descriptions and standard mathematical formulation in simulation software (Comsol Multiphysics, OpenFoam, Fluent) are more abstract and require a minimum mathematical background. Conversely, particle methods used below TL (e.g., molecular or coarse-grained approaches) or above TL (Lagrangian descriptions) are more flexible and look more physical in particular to describe surface effects (coalescence, wetting, capillarity, adsorption, adhesion). The article presents both approaches, and both are sources of unavoidable errors. Replacing measured properties by computed properties (see calculable properties in **Table 1**) requires rigorous constructions and proper validation. The present article illustrates both methodologies when the sought property (transport coefficient, thermodynamic property) is:

- either a scalar or a symmetric tensor (anisotropic diffusion without no drift);
- either defined as a unique value or as a distribution of values.

1.3 Problems in Food that Could be Resolved by Modeling at Multiple Scales

The concepts of modeling across the scales are still emerging in food, and the examples covering from molecular to very large scales are scarce in the literature. The authors developed experience in the field initially from molecules (Vitrac et al., 2006; Durand et al., 2010; Gillet et al., 2010; Vitrac and Gillet, 2010) to consumer exposure (Vitrac et al., 2007; Vitrac and Leblanc, 2007) with the intent of encouraging the industry and authorities to use high throughput predictive techniques for compliance testing and risk assessment. From our experience, the main obstacles to the generalization of large-scale modeling in food applications are:

- the lack of case studies showing how to combine deterministic and non-deterministic modeling in food engineering curriculum;
- the lack of a computational framework to combine tools obtained with different approaches (statistical physics, deterministic, stochastic);
- the difficulty to separate the phenomena occurring at different scales;
- the resistance of some practitioners and professionals who think that food cannot be reduced to algorithms.

In related areas of food engineering, we argue that “modeling across the scales” has already produced very encouraging and competitive results. **Table 2** lists the technological and societal

TABLE 1 | List of input data in continuum mechanics model which can be predicted *in silico* from molecular and atomistic descriptions.

Properties	Application (References)	Comments and limitations
Rheology	<ul style="list-style-type: none"> Newtonian Keffer et al. (2004) Non-Newtonian Cummings and Evans (1992) 	Due to the limitations of the accessible time frames, transport coefficients (viscosities, diffusivities) are calculated at very high shear rates far beyond those applicable experimentally
Mechanics	<ul style="list-style-type: none"> Elasticity Datta (2016), Cummings and Evans (1992), Misof et al. (1997) Glass transition temperature: T_g Han et al. (1994) Thermo-mechanical behaviors Shenogina et al. (2012) Food structuring Dickinson (2012) 	<p>T_g values are overestimated by molecular modeling due to the high cooling rates applied</p> <p>Elasticity can be directly studied at the molecular scale. Plasticity and ruptures can be studied out-of-equilibrium on small systems under strong strain rates. The observed irreversibility can differ from those observed macroscopically due to finite size effects and studied time scales shorter than relaxation times</p>
Transport	<ul style="list-style-type: none"> Permeability Venable et al. (2019) Diffusivities Vergadou and Theodorou (2019), Dubbeldam and Snurr (2007) Solubilities Vergadou and Theodorou (2019) 	Random walks can be studied for diffusivities greater than $10^{-14} \text{ m}^2\cdot\text{s}^{-1}$. See Section 3.2 , Section 4.3 and Section 4.4
Thermodynamic properties	<ul style="list-style-type: none"> Phase diagram Fan et al. (1992), gelation Lu et al. (2008) Surface tension Nagata et al. (2016), emulsion stability Dickinson (2008) Chemical potentials Boulougouris et al. (1999), Widom (1963) 	See Section 4.2.4 and Section 4.3
Thermal properties	<ul style="list-style-type: none"> Heat capacities Brewer and Peltzer (2019) Thermal conductances Rajabpour et al. (2019) 	Studies are scarce, in particular in foods and biological products
Quantum properties: reactivities and refined descriptions of molecular interactions	<ul style="list-style-type: none"> Detailed properties of water Chen et al. (2017) Mesophases transitions Lee et al. (2007) Dissociation constants Jang et al. (2009) Carcinogenic potential of contaminants in food Hatch and Colvin (1997) Antihypertensive properties Zhou et al. (2013) 	A very active field for catalysis

challenges identified in the literature, which can be considered resolved or in the process of being resolved. The list is not exhaustive and indicates the dynamics of this theme for the coming decade. It is important to note that the most crucial point is not so much the multiscale modeling itself but the ability to reverse engineer the property being studied. The problem is no longer: “*which property I need to supply to my model, but what does the model tell me about the property that could achieve the desired effect.*” The introduction of the chemical and biochemical information allows tackling formulation and shelf-life determination problems from a mathematical point of view without the constraint of available raw materials or technologies. Food design becomes then a virtual activity supported by reusable libraries of self-similar problems. The chosen solution could be refined without extra costs for specific markets and consumers. Predictive property modeling methods are well documented in the literature but have not been implemented in the multiphysics software used by the food science and food engineering community.

2 THE PROBLEM OF SPATIAL HOMOGENIZATION

Spatial homogenization is essential for modeling from 2D and 3D images. This section describes the general principles of spatial

homogenization, as shown in **Figure 2**. The approach is applied to transform heterogeneous structures into effective media, whose properties can be encoded into commercial simulation software. Homogenization theory was elaborated in the 70s and 80s for composite materials; its application to structured foods (solid and semi-solid) is a natural extension. Classical homogenization is preferred to alternative approaches as it has received more formal proofs than other methods such as volume averaging and does not suffer complex entropy constraints for closure, such as the hybrid mixture theory (Battiato et al., 2019).

2.1 General Formulation

Homogenization (time- or spatial-) aims to calculate effective properties for processes spanning over several time scales (e.g., combing rare events along with fast evolutions) or over heterogeneous structures. Any spatial-homogenization problem (not time-dependent) along the dimensionless coordinate x (so-called slow variable) is recast as:

$$L\left(x, y = \frac{x}{\epsilon}\right)u^\epsilon(x) = f(x) \quad \text{for } x \in \Omega \subset \mathbb{R}^n, \quad (1)$$

where $L()$ is a differential operator (linear or not) and y is the fast variable (fine-scale mapping) inducing the local fluctuations of the property. u^ϵ is the field (e.g., concentration, strain, temperature) calculated at the scale of the microstructure, so-

TABLE 2 | Inspirational challenges of holistic modeling across the scales.

Challenges	Methodology	Examples and comments	Ref.
Modeling the multiscale ocean	Multi resolution simulation is achieved using nested grids (structured or not)	Subgrid-scale parameterization is of general interest for complex multiphysics problems	Haidvogel et al. (2017)
Exascale computing for computational biology	<ul style="list-style-type: none"> Volume reconstruction from serial electron microscopy modalities (block-face scanning electron microscopy, electron tomography) Filling volumes with molecular-level details Zooming in on many different membranes and cytosolic proteins interactions at the atomistic scale 	Predictive multiscale models, transforming how the behaviors of organisms and ecosystems are studied, ultimately leading to new innovations and discoveries	Lee and Amaro (2018)
Sustainable chemical product engineering	<ul style="list-style-type: none"> Multiobjective optimization coupled with modeling at various detail levels (computer-aided molecular design tools) 	<ul style="list-style-type: none"> Linked decisions including social preferences, corporate social responsibility and public policies Application to the use of renewable raw materials and bio-based commodity molecules 	Zhang et al. (2018), Heintz et al. (2014), Gerbaud et al. (2017)
Molecular level decision in process design	<ul style="list-style-type: none"> Statistical associating fluid theory to predict the properties of mixtures Hierarchical optimization 	<ul style="list-style-type: none"> Application to solvent extraction and extractive distillation 	Burger et al. (2015), Kossack et al. (2008), Papadopoulos and Linke (2006), Charpentier (2010)
Virtual product-process design laboratory	<ul style="list-style-type: none"> Hierarchical modeling finalized by an experiment-based stage Four levels: pure component properties, mixture properties based on linear mixing rules, idem with non-linear mixing rules, stability check 	<ul style="list-style-type: none"> Personal-care product design: e.g., emulsified or blended systems with controlled properties The approach still contains some heuristics and correlations, which should be replaced by more detailed modeling 	Bernardo and Saraiva (2015), Kontogeorgis et al. (2019), Kontogeorgis and Folas (2010), Ge et al. (2018), Lee et al. (2014), Conte et al. (2011a), Jonuzaj et al. (2019), Torres et al. (2020), Arrieta-Escobar et al. (2019), Mattei et al. (2014) more general applications Tam et al. (2016), Kalakul et al. (2018), Conte et al. (2011b)
Materials with microstructure-controlled properties	<ul style="list-style-type: none"> Single scale models (ab initio, molecular or atomistic, hybrid and quasi-continuum, and continuum models) Hierarchical, concurrent multiscale models and model reduction Image-based models Verification, validation, and uncertainty quantification High-performance computing and software engineering 	<ul style="list-style-type: none"> An integrated vision of what should be a widely usable framework in multiscale computational materials engineering is lacking Microstructure-statistics-property relations combined with image-based (data-driven) multiscale modeling and co-designed simulations might transform the materials science and engineering field. of innovative products 	Matouš et al. (2017)
Virtual material testing			
Innovation in material design			
Solving the product-energy-water-process nexus related to drying processes	<ul style="list-style-type: none"> 3D high-resolution models supported by X-ray micro-computed, MRI, laser scanning microscopy 3D coupled heat transfer models on elementary representative volumes Coupling modeling with multi-objective optimization Failure Mode Effects and Criticality analysis 	<ul style="list-style-type: none"> Materials properties and modeling considering real life structures, changes with time, and heterogeneities Integrated modeling towards energy-smart drying: minimizing drying time and energy use, maximizing product quality and safety, optimized process/equipment design, operation, and control Drying of fruits, paddy rice, paper and wood, sand, catalysts, ceramics Safety aspects cover all types of packaging and applications 	Defraeye (2014)
Integrated food packaging design			Zhu et al. (2019a), Nguyen et al. (2013), Nguyen et al. (2017c), Nguyen et al. (2019)

(Continued on following page)

TABLE 2 | (Continued) Inspirational challenges of holistic modeling across the scales.

Challenges	Methodology	Examples and comments	Ref.
	<ul style="list-style-type: none"> • Concurrent engineering • 3D Geometry optimization 	<ul style="list-style-type: none"> • The whole approach has been developed for alcoholic beverages, but it requires additional sophistication (e.g., oxidation reactions) to be extended to more general food • Safe-by-design and eco-design approaches are combined into one single multiobjective optimization problem under constraints of geometry, shelf-life, etc. 	
Integrated food safety	<ul style="list-style-type: none"> • Coupling computational fluid dynamics, heat transfer, and predictive microbiology at different scales 	Effects of food composition are not considered	Laguerre et al. (2013), Duret et al. (2014), Stavropoulou and Bezirtzoglou (2019), Wallace et al. (2010)
Safety and health aspects as design criteria in a novel chemical product design framework	Computer-Aided Molecular Design (CAMD) <ul style="list-style-type: none"> • Forward Problem (Group contribution method) • Inverse Problem (Inherent safety index, multiple-objective optimization) 	<ul style="list-style-type: none"> • Sweetener • New solvent • Ligand screening, receptor-based approaches 	Ten et al. (2016)
Digestion-based food process design	Coarse-grained molecular modeling	Emulsification in intestinal fluids	Bornhorst et al. (2016), Mustan et al. (2015), Holmboe et al. (2016), Vila Verde and Frenkel (2016), Birru et al. (2017a), Birru et al. (2017b), Clulow et al. (2017), Suys et al. (2017), Tuncer and Bayramoglu (2019)
Computer-aided drug design and release systems	Various hierarchical and coupled modeling	Adhesive and packaging, transdermal devices, controlled release systems (nanoparticles, liposomes . . .), biomarkers	Nag and Dey (2010), Gautieri et al. (2010), Ozbolat and Koc (2010)
Carcinogenic and anticarcinogenic substances	Various collative and mechanistic modeling	Identification of carcinogenic and antioxidant molecules	Baer-Dubowska et al. (2005), Shahidi (2015)

called microscale. $\epsilon = \frac{d}{\ell}$ represents the ratio between the microscale d and the macroscale ℓ (see **Figure 2A**).

Invoking **Eq. 1** on the entire macroscale domain can be particularly expensive (typically O^{-n} or more) and possibly not achievable for very small scales $\epsilon \ll 1$ or when the properties need to be updated regularly. The cost is usually reduced by assuming a separation of scales between the microscopic details and the macroscale domain simulated ($\epsilon \ll 1$). It implies that beyond a critical scale ϵ_c , u^ϵ converges to the macroscale solution U , which can be calculated at a much lower cost by solving the homogenized version of **Eq. 1**:

$$\bar{L}(x)U(x) = f(x). \quad (2)$$

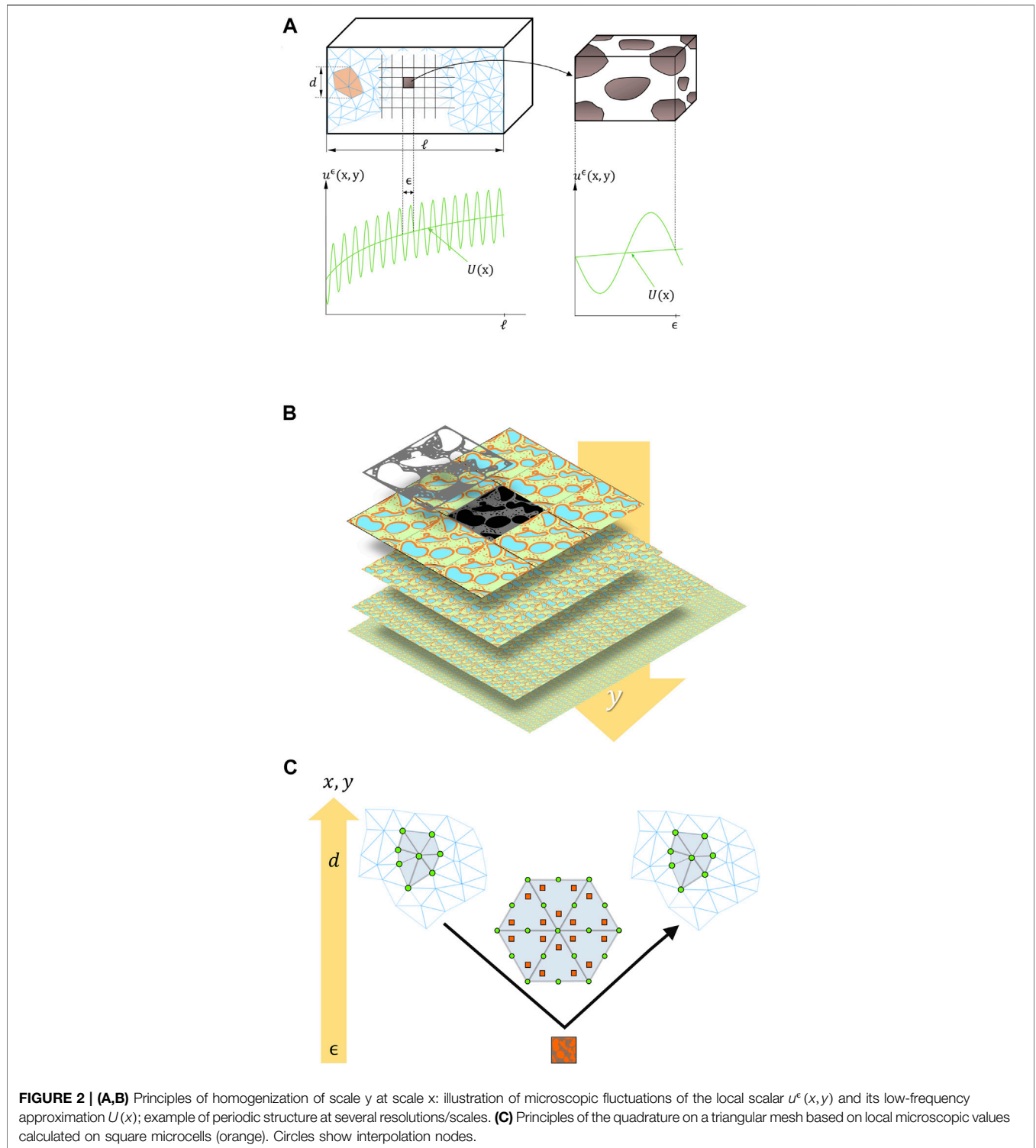
Finding an explicit homogenized equation $\bar{L}(x)$ from microscopic details may be a difficult mathematical problem and requires an adequate closure problem. Such equation exists as soon as $y \gg \frac{\epsilon_c}{\epsilon}$ (see **Figure 2B**) and is associated with effective properties, whose meaning is similar in various physical problems, but whose values reflect different microstructures and underlying phenomena, such as transport on distances smaller than the mean-free-path of molecules or transports controlled by rare events (e.g., trapping, surface adsorption, interactions with macromolecules). Many software packages

can evaluate $U(x)$ using finite differences, finite volumes, finite elements, or higher-order spectral techniques based on proper property values. It is worth noticing that the volume source/sink term $f(x)$ appearing on the right-hand side of **Eqs 1, 2** is assumed to be macroscopically imposed and, therefore, not subjected to microscopic fluctuations. Otherwise, the homogenization procedure cannot converge to a unique solution.

2.2 Identification of Homogenized Properties When Microscopic and Macroscopic Scales are Separable

2.2.1 Principles

The microscopic quantities $a^\epsilon(x, y = \frac{x}{\epsilon})$ (static) or $a^\epsilon(x, y = \frac{x}{\epsilon}, t)$ (dynamic) may be diffusivities (this example), permeabilities, elasticity moduli, reaction rate constants, etc. They converge to the effective properties when $y \gg 1$. It is worth noticing that homogenization does not aim at averaging the microscopic quantity $a^\epsilon(x)$, but the underlying conservation laws instead. By considering transport phenomena and due to the intertwining with other microscopic phenomena such as ad/absorption, $a^\epsilon(x)$ should only be envisioned as the property



relating the microscale flux $j^\epsilon(x, t) = a^\epsilon(x)\nabla u^\epsilon(x, t)$ with the microscale driving force $\nabla u^\epsilon(x, t)$.

The corresponding microscopic advection-diffusion problem reads:

$$\begin{aligned} \frac{\partial u^\epsilon(x, y, t)}{\partial t} + \nabla \cdot \left[b\left(\frac{x}{\epsilon}\right) u^\epsilon(x, y, t) \right] \\ = \nabla \cdot \left[a^\epsilon\left(\frac{x}{\epsilon}\right) \nabla u^\epsilon(x, y, t) \right] - f(x). \end{aligned} \quad (3)$$

By assuming that a and b vary smoothly over a periodic cell (of volume V) larger than ϵ_c , **Eq. 3** homogenizes as:

$$\frac{\partial U(x)}{\partial t} + \nabla \cdot [\bar{b}(x)U(x)] = \nabla \cdot [A(x)\nabla U(x)] - f(x), \quad (4)$$

where \bar{b} is the average of b over V and A is the homogenized operator (stiffness matrix), defined as $\frac{\partial}{\partial x_i} [a_{ij} \frac{\partial}{\partial x_j}] = \nabla \cdot [A\nabla]$, and capturing the effective transport properties along each coordinate.

2.2.2 Intuitive Homogenization Procedure

The simplest case arises from the homogenization of **Eq. 3** in one-dimension ($n = 1$) at steady-state and in the absence of advection, which reads:

$$\frac{d}{dx} \left[a^\epsilon \left(\frac{x}{\epsilon} \right) \frac{d}{dx} u^\epsilon \right] = f \in L^2(0, 1) \text{ with } u^\epsilon \in H_0^1(0, 1). \quad (5)$$

By setting $F(x) = \int_0^x f dx$ and C^ϵ a constant, the double integration of **Eq. 5** leads to:

$$\int_0^1 \frac{du^\epsilon}{dx} dx = \int_0^1 \frac{F(x) - C}{a^\epsilon(\frac{x}{\epsilon})} dx = 0. \quad (6)$$

By invoking the separation of scales for $\epsilon \rightarrow 0$ and that the problem is periodic along y , one gets $C = \int_0^1 F(x) dx$ and $\frac{dU}{dx} = \lim_{\epsilon \rightarrow 0} \frac{du^\epsilon}{dx}$. The macroscale solution of the Dirichlet periodic problem reads hence:

$$\frac{d}{dx} \left[\left\langle \frac{1}{a^\epsilon} \right\rangle^{-1} \frac{d}{dx} U \right] = f \text{ with } U \in H_0^1(0, 1). \quad (7)$$

Thus the homogenized transport coefficient $A = \langle \frac{1}{a^\epsilon} \rangle^{-1}$, where $\langle X \rangle$ represents the volume average of X . The following result can be generalized for arbitrary boundary conditions and dimensions. The homogenized matrix corresponding to $A^\epsilon = \begin{bmatrix} a_{11}^\epsilon & a_{12}^\epsilon \\ a_{21}^\epsilon & a_{22}^\epsilon \end{bmatrix}$ (stratified anisotropic 2D media) is [see p 16 of Ref. (Zhikov et al., 1994)]:

$$A = \begin{bmatrix} \left\langle \frac{1}{a_{11}^\epsilon} \right\rangle^{-1} & \left\langle \frac{a_{12}^\epsilon}{a_{11}^\epsilon} \right\rangle \left\langle \frac{1}{a_{11}^\epsilon} \right\rangle^{-1} \\ \left\langle \frac{a_{21}^\epsilon}{a_{11}^\epsilon} \right\rangle \left\langle \frac{1}{a_{11}^\epsilon} \right\rangle^{-1} & \left\langle a_{22}^\epsilon \right\rangle + \left\langle \frac{1}{a_{11}^\epsilon} \right\rangle^{-1} \left\langle \frac{a_{21}^\epsilon}{a_{11}^\epsilon} \right\rangle \left\langle \frac{a_{12}^\epsilon}{a_{11}^\epsilon} \right\rangle - \left\langle \frac{a_{12}^\epsilon a_{21}^\epsilon}{a_{11}^\epsilon} \right\rangle \end{bmatrix}. \quad (8)$$

The presented results generalize standard approximations for effective media, such as the Maxwell Garnett and the Maxwell-Rayleigh approximations for spherical and non-spherical inclusions. For symmetric positive definite matrix, the following inequalities (known as Voight-Reiss' inequalities) hold:

$$\langle A^{\epsilon^{-1}} \rangle^{-1} \leq A \leq \langle A^\epsilon \rangle. \quad (9)$$

The first equality $A = \langle (A^\epsilon)^{-1} \rangle^{-1}$ holds only if $\nabla \times (A^{\epsilon^{-1}}) = 0$, the second $A = \langle A^\epsilon \rangle$ only if $\nabla \cdot A^\epsilon = 0$.

Though the studied transport equation does not include any thermodynamic consideration, particular cases of two-phase systems can be treated with the previous procedure. Soft and hardcore inclusions are coded as $A^\epsilon(x) = 0$ and $A^{\epsilon^{-1}}(x) = 0$, respectively, with nonzero values outside inclusions: $\nu_1 I \leq A^\epsilon(x) \leq \nu_2 I$ with $\nu_1, \nu_2 > 0$

2.2.3 Asymptotic Expansions in the Absence of Microscopic Discontinuities

Explicit solutions exist only in rare cases such as periodic stratified media, but they cease to operate in large dimensions. Alternatively, the microscale solution $u^\epsilon(x, y)$ can be envisioned as a first-order approximation of the solution of the homogenized problem $U(x)$:

$$u^\epsilon(x, y) \approx U(x) + \epsilon \delta_u(x, y). \quad (10)$$

Equation 10 accepts a statistical interpretation: $u^\epsilon(x, y) \approx U(x) + (u^\epsilon(x, y) - \langle u^\epsilon(x, y) \rangle_{\text{over } y})$, so that $\frac{\partial u^\epsilon(x, y)}{\partial y} = o\left(\frac{\partial U(x)}{\partial x}\right)$. The exact calculation of expansions involves total derivatives. The procedure is accelerated by highlighting the composition properties of the microscale differential operator:

$$\begin{aligned} \Delta^\epsilon &= \nabla \cdot [A^\epsilon \nabla] = \left(\frac{\partial}{\partial x_i} + \epsilon^{-1} \frac{\partial}{\partial y_i} \right) a_{ij}^\epsilon \left(\frac{\partial}{\partial x_i} + \epsilon^{-1} \frac{\partial}{\partial y_i} \right) \\ &= \epsilon^{-2} \Delta_1 + \epsilon^{-1} \Delta_2 + \Delta_3, \end{aligned} \quad (11)$$

where:

$$\begin{aligned} \Delta_1 &= \frac{\partial}{\partial y_i} \left(a_{ij}^\epsilon \frac{\partial}{\partial y_i} \right); \Delta_2 = \frac{\partial}{\partial y_i} \left(a_{ij}^\epsilon \frac{\partial}{\partial x_j} \right) + \frac{\partial}{\partial x_i} \left(a_{ij}^\epsilon \frac{\partial}{\partial y_i} \right); \\ \Delta_3 &= a_{ij}^\epsilon \frac{\partial^2}{\partial x_j \partial x_j}. \end{aligned} \quad (12)$$

The expressions **Eq. 11** and **Eq. 12** applied to approximation **Eq. 10** (by assuming that the macroscale solution is twice differentiable up to the boundary) lead to:

$$\Delta^\epsilon [U + \epsilon \delta_u] = \epsilon^{-1} (\Delta_1 \delta_u + \Delta_2 U) + \epsilon^0 (\Delta_3 U + \Delta_2 \delta_u) \Delta_2 + \epsilon \Delta_3 \delta_u. \quad (13)$$

The separation of scales ($\epsilon \rightarrow 0$) enforces that $\Delta_1 \delta_u = -\Delta_2 U$, which can be resolved as a periodic boundary value problem to the independent variable y . By denoting its general solution $\{\phi_k\}_{k=1\dots m}$, one gets $\delta u(x, y) = \phi_k(y) \frac{\partial U}{\partial x_k}$. This solution introduced in **Eq. 13** and averaged over all possible solutions leads to the following homogenized coefficients: $a_{ij} = \langle a_{ij} + a_{ik} \frac{\partial \phi_l}{\partial y_k} \rangle$. A second-order approximation can be derived for periodic macroscale solutions U . The results are very general, but it requires that U is of class C^2 . This property fails to be verified if the homogenized medium includes barriers (e.g., cell walls), strong partitioning, or large jumps in transport properties.

2.2.4 Homogenizing With Microscopic Discontinuities via a Variational Formulation

In the presence of jumps in $a^\epsilon(x)$, the homogenizing problem is better solved using a weak formulation of the partial differential equations. The sufficient condition is that u^ϵ fulfills Dirichlet or

TABLE 3 | Example of spatially homogenized properties in food or related geometries.

Effective property	References
Diffusion coefficients in porous media	Auriault and Lewandowska (1997)
Multicomponent gas diffusion in apples	Ho et al. (2011)
Permeabilities through spheres and polyhedron packaging	Boutin and Geindreau (2010)
Thermal conductivity for particulate foods	Chinesta et al. (2002)
Elasticity modulus from confocal microscopy images of food	Kanit et al. (2006)

Neumann boundary conditions at jumps. For a sufficiently smooth and periodic $a_{ij}^\epsilon(x, \frac{x}{\epsilon})$, the solution of the microscale problem at steady-state minimizes the standard variational minimization problem:

$$\min_{u \in H_0^1(V)} \left[\frac{1}{2} \int_V \sum_{i,j} a_{ij}^\epsilon \left(x, \frac{x}{\epsilon} \right) \frac{\partial u}{\partial x_i} \frac{\partial u}{\partial x_j} dV - \int_V f(x) u(x) dV \right]. \quad (14)$$

The solution of **Eq. 14** is inferred efficiently via a top-down approach sketched in **Figure 2C**. Standard finite-element techniques (triangular mesh) are used to solve the macroscale problem. The effective macroscale operator herein is approximated by solving the microscale problem only on a small subset of elements taken at quadrature points. This strategy is known as the heterogeneous multi-scale method introduced by W. E. and B. Engquist (Engquist and Huang, 2003) and discussed in Ref. (Weinan et al., 2005). The overall cost does not increase as ϵ decreases and generalizes naturally to time-dependent and nonlinear problems.

2.2.5 Limitations

Capturing the microscale statistics adequately is essential as the whole approach relies on an approximation of the separation of

scales ($\epsilon \ll 1$), for which **A** evolves only smoothly with the position. Due to the independence of microscopic and macroscopic scales, there is no need to apply microscale fluxes with intensities as large as those applied at the macroscale. Indeed, macroscale fluxes describe an evolution of the macroscopic system, whereas microscale ones describe its evolution at some equilibrium states. The concept of equilibrium differs here from strict thermodynamic equilibrium as it assumes an equilibrium of microscale fluxes/forces without enforcing stronger concepts, such as microscopic reversibility or time reversibility. The concept of equilibrium can be approached numerically by introducing a micro time scale and by refining the microscale solutions iteratively until reaching a steady state.

2.3 Formulation With Non-Separable Scales

The main interest of homogenized coefficients is that they can be used for a broad range of problems, different boundary conditions, and source terms. When microscopic and macroscopic scales are not fully separable, the concept of homogenized coefficients is, however, no longer applicable. Nevertheless, the concept of the homogenized conservation equation still holds. The term \mathbf{AVU} in **Eq. 4** can be replaced accordingly by the macroscale flux $\bar{\mathbf{J}}$ averaged at each iteration over the microscopic structure.

$$\frac{\partial U}{\partial t} + \nabla \cdot [\bar{\mathbf{b}}U] = \nabla \cdot [\bar{\mathbf{J}}] + f(x). \quad (15)$$

In the general case and the presence of fluctuations of microscale fluxes, $\bar{\mathbf{J}}$ involves both an averaging over the cell and a temporal averaging.

Significant works exemplifying the techniques of homogenization in food or in structures of general interest are listed in **Table 3**. We regret the lack of implementation of homogenization techniques in standard software packages, as

TABLE 4 | Examples of direct description of the behavior of multiphasic food properties.

Method	Examples (references)
Hybrid mixture theory (HMT)	<ul style="list-style-type: none"> Rheological properties of blueberry puree Nindo et al. (2007) Stresses during drying of corn kernels Takhar et al. (2011) Phase-change and thermomechanics during frying Bansal et al. (2014), Sandhu and Takhar (2018), during extrusion Ditudompo and Takhar (2015), during freezing Zhao and Takhar (2017) Unsaturated fluid transport in food Takhar (2014), Takhar (2016), Ozturk and Takhar (2018) Hydro-thermomechanics of starch during extrusion
Discrete element method (DEM)	<ul style="list-style-type: none"> Discrete simulation of fragmentation in expanded breakfast cereals Hedjazi et al. (2014) Modeling of grain postharvest operations Boac et al. (2014)
Smoothed particle hydrodynamics (SPH)	<ul style="list-style-type: none"> Food fragmentation during chewing Harrison and Cleary (2014), Harrison et al. (2014a) and flavor release Harrison et al. (2014b) Coffee extraction in a percolation flow Ellero and Navarini (2019) 3D food printing Makino et al. (2017) Drying of apple tissues Karunasena et al. (2014) and of single cells (apple, potato) Rathnayaka et al. (2018)
Dissipative particle dynamics (DPD)	DPD methodology is usually applied at the supramolecular scale, where the properties of the food are less specific. A general methodology has been developed to devise interaction parameters in DPD models from arbitrary dynamics (at atomistic scale or from another coarse-grained simulation). Eriksson et al. (2009) The applications are numerous, from evaluating the permeability of the skin to chemicals Otto et al. (2018) to digestion phenomena Palkar et al. (2020)

well as the lack of standard food structures to develop or test algorithms.

2.4 Hybrid Mixture Theories and Discrete (Lagrangian) Methods to Describe Multiphasic Systems

Averaging and homogenization methods (Battiato et al., 2019) have the same objective to characterize the macroscopic properties of heterogeneous media by applying filtering procedures to instantaneous equations similar to statistical methods in turbulence. A great deal of work, including those of S. Whitaker (Whitaker, 1986; Whitaker, 1996; Whitaker and Whitaker, 1999), has shown how the treatment of the classical local equations of mechanics could be reduced to averaged equations, for example, obtaining the law of Darcy from the Navier-Stokes equation. Closing the averaged equations requires defining a priori characteristic scales of time and space. In addition to the properties that are difficult to average, the constitutive homogenized equations do not exist for all problems and all situations. Several features are challenging to implement, including local thermodynamic equilibrium with possibly chemical reactions, non-Newtonian flows, flows in elastoporous media, large deformations (swelling or shrinkage), flows and fluxes affected by macroscopic strain, inertial flow in cavities, multiphasic turbulent flows, etc.

Two families of approximations and simulations have been proposed to address non-heuristically previous limitations, with examples listed in **Table 4**. The first is the hybrid mixture theory (HMT). This macroscale theory uses constitutive equations, which are neither homogenized nor averaged over the microscale but directly formulated at the macroscale and subjected to the second law of thermodynamics. The approach has been first developed by Hassanizadeh and Gray in seminal papers (Hassanizadeh and Gray, 1979a; Hassanizadeh and Gray, 1979b; Hassanizadeh and Gray, 1980). All conservation equations are averaged using the Whitaker procedure to obtain macroscale field equations, but each variable remains defined precisely in terms of its microscale counterpart. The structure of the theory of mixtures of Bowen (Bowen, 1980; Bowen, 1984) has been implemented to consider the impenetrable/immiscible properties of porous media. Constitutive relations are required to close the formulation, but the approach can be seen as a natural extension of the classical theories of gas mixtures. The formulation is well adapted to describe immiscible and incompressible flows in deformable and rigid solids. For example, capillary pressure can be derived from the free energy of the mixture as a function of temperature, the strain of the solid, and fluid volume fractions. However, HMT proposes closure only for the macroscopic scale and not across the scales. One practical consequence is the lack of conservation of interfacial areas in fractal structures. Hierarchical averaging procedures have been proposed to estimate wetting properties from the microscopic geometry of pores (Gray and Miller, 2005; Miller and Gray, 2005; Gray and Miller, 2006; Miller and Gray, 2008; Gray and Miller, 2009). Though these theories are complex, they highlight the

risk of consistency loss in too coarsened models. Keeping thermodynamic constraints across the scales is essential.

The second family relies on discrete methods to represent inertial flows and complex interactions between solids and fluids. They offer a competitive alternative to the complex description with continuous methods of free surfaces and situations where surface tension dominates (e.g., foaming, coalescence). Discrete mechanics is based on connected objects, points, segments, surfaces, volumes (beads). The positioning of these objects in space is unnecessary, the referential is only local, and the objects are located in relation to each other (Lagrangian description). The corresponding methodologies are essentially meshless, and no spatial discretization is required. Because the variations are numerous, only two methods are briefly presented: discrete element method (DEM) and smoothed particle hydrodynamics (SPH). Both methods rely on collision operators. DEM is the oldest methodology (Cundall and Strack, 1979) and describes dry cohesionless granular flows while accounting for the exact shape of particles. Conversely, SPH is a particle-based continuum method well suited for flows and deformation problems. Continuous media are represented by overlapping particles representing a volume of fluid or solid. The methodology has been initially developed for astrophysical problems (Gingold and Monaghan, 1977; Cleary and Monaghan, 1990). The methodology outperforms any continuous methods to describe free surface flows.

Inherently in the original formulation, the concept of a “blurred” particle suffers several challenges at boundaries and in computational efficiency. It is, therefore, common to represent also solid interfaces with fixed particles. As DEM and SPH simulation methodologies do not rely on statistical ensembles, their original flavors are unsuitable for entropy-driven phenomena. Fluctuations are recovered in Dissipative Particle Dynamics (DPD), which targets all soft-matter and flow phenomena occurring at nanoscale, typically 10 nm–10 μm and 1 ns–1 ms (Español and Warren, 2017). The DPD model, introduced initially by Hoogerbrugge and Koelman (Hoogerbrugge and Koelman, 1992) and subsequently equipped by Español and Warren with a proper statistical mechanics model (Español and Warren, 1995), gained rapid popularity due to its algorithmic simplicity and versatility. Quoting Español and Warren, “*just by varying at will the conservative forces between the dissipative particles, one can readily model complex fluids like polymers, colloids, amphiphiles and surfactants, membranes, vesicles, and phase separating fluids. Due to its simple formulation in terms of symmetry principles (Galilean, translational, and rotational invariances), it is a very useful tool to explore generic or universal features (scaling laws, for example) of systems that do not depend on molecular specificity but only on these general principles*”. Hence, the interactions in DPD schemes conserve both linear and angular momentum locally. Finally and to be exhaustive, several SDPD “smooth DPD” strategies (Uma et al., 2011; Shang et al., 2012; Donev et al., 2014; Donev and Vanden-Eijnden, 2014) have been explored to get an overlap with SPH methodology.

3 THE PROBLEM OF TIME HOMOGENIZATION

Quoting Gorban (Gorban et al., 2006), the first coarse-graining algorithm was proposed one century ago by Paul and Tanya Ehrenfest in their paper for the scientific Encyclopedia (Ehrenfest et al., 2014). The operation proposed by the authors transforms the continuous probability density in phase space into a piece-wise function averaged over periodic cells. At the time, averaging over periodic cells was revolutionary as it enabled the system's entropy to increase even after a long time and overcame the previous limitations offered by the Liouville equation for closed systems. Nowadays, coarse graining over grids is everywhere in statistical physics both at equilibrium and non-equilibrium. Complex transport phenomena (flows, diffusion) can be studied with various dissipation coefficients (viscosity, diffusivities) and decoupled with proper filtering and subgrid modeling.

Strategies that span the time scales in condensed phases follow a different tack than those designed to span spatial scales. Generally, there is a wide gap of about ten orders or more of magnitude in time between processes like atomic vibrations, which ultimately limit simulations at the atomistic scale, and complex diffusion processes that control many dynamic properties such as shelf-life, safety, release digestion, oil uptake, etc. Any robust multiscale modeling strategy should be equipped with both spatial and time homogenization. The key ingredients for time acceleration and ergodicity are:

- to get a proper probabilistic description of first passage times,
- to define the parent stochastic transport mechanism (diffusion, vibrations),
- to set the adequate threshold (energy, filling time, working time),
- to make the time scale emerge from the considered statistical ensemble or the method of sampling,
- to get a proper methodology to sample times continuously.

This section introduces the concepts of transition state theory as a common framework and illustrates several strategies to identify first passage or first hitting times.

3.1 Transition State Theory

Previous methods can zoom spatially continuously from the macroscopic scale down to atoms. Time scale is, however, not treated similarly by modelers as its definition may be twofold. It can date the events since the beginning of the simulation time or our clock time. Still, it can also represent only a reciprocal frequency without specifying the origin of simulation time. This last definition prevails in simulations involving thermodynamic/statistical ensembles, where time emerges directly from free energy variation between two macroscopic states. The dichotomy of time interpretation above a gap ranging from microseconds to milliseconds is shown in **Figure 1A**. It can be interpreted easily as follows. Macroscopic times define the

order of events, while microscopic times are random, and only the durations between events are statistically defined. This memoryless process is called Poissonian and can be sampled causally from a single series of events (e.g., the trajectory from a single particle) or a collection of events (e.g., collection of particles). The difficulty arises from sampling the frequency of rare events (e.g., trapping-release), whose effects control the overall rate or kinetics.

In cohesive systems such as entangled polymers (e.g., packaging walls), structured food systems (e.g., emulsions) or in the presence of chemical reactions (chemisorption, cage effects, etc.), several time scales coexist due to the broad correlations between consecutive phenomena. After coarse-graining, such phenomena can be understood as a macroscopic trap-escape sequence (i.e., collection of macroscopic states), whose frequencies are very low compared to events controlled by the local thermal vibration of atoms or molecules, whose corresponding states are called micro-states. The separation between macro- and microstates on the surface of free energy of the studied system (e.g., mixture) is equivalent to the separation of two different time scales.

Transition-state theory (TST) approximates the rates of a transition between two neighboring macrosites/macrostates, denoted 1 and 2, separated by an asymmetric energy barrier $\Delta E^{1 \rightarrow \ddagger}$ and $\Delta E^{2 \rightarrow \ddagger}$ as:

$$\begin{aligned} k_{1 \rightarrow 2}^{transition} &= \frac{k_B T}{h} \frac{Q^\ddagger}{Q_1} \exp\left(-\frac{\Delta E^{1 \rightarrow \ddagger}}{k_B T}\right) \\ k_{2 \rightarrow 1}^{transition} &= \frac{k_B T}{h} \frac{Q^\ddagger}{Q_2} \exp\left(-\frac{\Delta E^{2 \rightarrow \ddagger}}{k_B T}\right), \end{aligned} \quad (16)$$

where Q^\ddagger and $\{Q\}_{i=1,2}$ are the partition functions of the transition state and the considered macrosite i , respectively. k_B and h are the Boltzmann and the Planck constants, respectively; T is the absolute temperature. As partition functions (canonical) are interpreted as the sum of the probabilities in the form of $\exp(-\frac{\epsilon_j}{k_B T})$ with ϵ_j the energy associated to the state j , they are likely to be also a function of T . TST has been initially devised to calculate reaction rates along a reaction coordinate (Eyring, 1935), and it has been subsequently generalized to the diffusion in glassy polymers (Gray-Weale et al., 1997).

The concept of transition state between macrosites 1 and 2 is essential, and it assumes that the transition paths $1 \rightarrow 2$ and $2 \rightarrow 1$ follow the same route and cross a saddle point with negative curvature, denoted \ddagger , where the origin of the motion is indiscernible. The concept of saddle point in classical mechanics assumes that there is a separable coordinate along with the transition occurs (the curvature of the saddle point is positive everywhere except along one coordinate), or more precisely where the flux of probability is maximum in both directions. It corresponds to a favorable collective displacement of atoms or a favorable geometry configuration, suggesting a "tunnel" or a "Red Sea mechanism" connecting two states. By denoting $\{p_i\}_{i=1,2}$ the equilibrium probability of state i , the principle of micro-reversibility reads at any time:

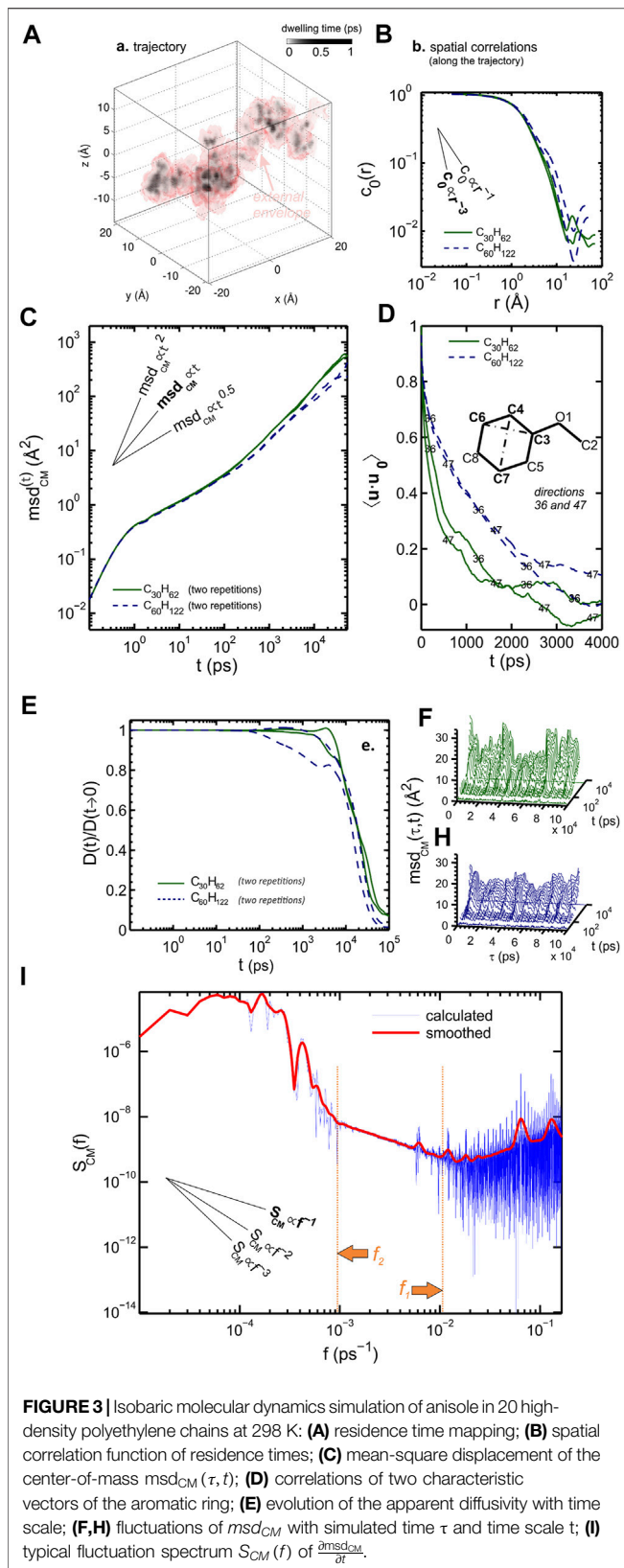


FIGURE 3 | Isobaric molecular dynamics simulation of anisole in 20 high-density polyethylene chains at 298 K: **(A)** residence time mapping; **(B)** spatial correlation function of residence times; **(C)** mean-square displacement of the center-of-mass $msd_{CM}(\tau, t)$; **(D)** correlations of two characteristic vectors of the aromatic ring; **(E)** evolution of the apparent diffusivity with time scale; **(F, H)** fluctuations of msd_{CM} with simulated time τ and time scale t ; **(I)** typical fluctuation spectrum $S_{CM}(f)$ of $\frac{\partial msd_{CM}}{\partial t}$.

$$p_1 k_{1 \rightarrow 2}^{transition} = p_2 k_{2 \rightarrow 1}^{transition} \quad (17)$$

Once the connectivity of the sites and the frequencies of the corresponding transitions established, the equilibrium distribution can be determined by integrating the macroscopic mass balance equations until to reach steady state ($\frac{dp_i^{eq}}{dt} = 0$):

$$\begin{aligned} \frac{dp_i}{dt} &= \sum_{j \text{ connecting } i} p_j k_{j \rightarrow i}^{transition} - \sum_{i \text{ connecting } j} p_i k_{i \rightarrow j}^{transition} \\ &= \sum_{j \text{ connecting } i} \left(1 - \frac{1}{p_i}\right) p_j k_{j \rightarrow i}^{transition}. \end{aligned} \quad (18)$$

The asymptotic residence time at any microsite is given by the harmonic average of transition rates:

$$\begin{aligned} \tau_i &= \frac{p_i^{eq}}{\sum_{i \text{ connecting } j} p_j^{eq} k_{j \rightarrow i}^{transition}} = \frac{p_i^{eq}}{\sum_{i \text{ connecting } j} p_i^{eq} k_{i \rightarrow j}^{transition}} \\ &= \frac{1}{\sum_{i \text{ connecting } j} k_{i \rightarrow j}^{transition}}. \end{aligned} \quad (19)$$

At this stage, it is essential to notice that the TST and the methodology treat time as a continuous variable. Space is replaced by a Lagrangian/Hamiltonian representation via a surface of potential or free (preferred) energy. A continuous representation in time and space can be recovered by averaging the residence times over all possible sites:

$$\langle \tau \rangle = \frac{\sum_{\text{all } i} p_i^{eq}}{\sum_{\text{all } i \text{ connecting } j} \sum_{i \rightarrow j} k_{i \rightarrow j}^{transition}} = \frac{1}{\sum_{\text{all } i \text{ connecting } j} \sum_{i \rightarrow j} k_{i \rightarrow j}^{transition}}. \quad (20)$$

Equation 20 lost all microscopic fluctuations describes all transitions as a single uniform random event controlled by an exponential distribution:

$$pr(t = \Delta t | \langle t \rangle) = \frac{1}{\langle t \rangle} \exp\left(-\frac{\Delta t}{\langle t \rangle}\right). \quad (21)$$

A form of **Eq. 21** is applied free-volume theories used to model trace, solute, and mutual diffusion in condensed phases. The probability of a translation (transition) is assumed to be proportional to the probability of a critical amount of free volume accumulating in the immediate vicinity of the considered molecule. The exact position of the atoms and the concept of adjacency do not need to be explicated. Similarly, the dual-mode sorption model assumes that the translation may occur in two different micro-environments (microsites). It might be tempting to consider that **Eq. 16** describes a temperature activation of the Arrhenian type. This is not the case because partition functions also contain an enthalpy

component. The prefactor describes the effect of thermal agitation as in Stokes-Einstein's law by a simple temperature effect. The other parameters carry the energy barriers and the effects of thermal expansion. Finally, it deserves to note that multiple transition state theory assumed that the transition rates or, more precisely, that the free energy of interactions is distributed.

3.2 Examples

The following examples illustrate mechanisms involving multiple time scales and the methodology to simulate them by dropping unnecessary details.

3.2.1 Justification of the Separability of Microscopic and Macroscopic Time Scales to Predict Transport Coefficients

Diffusivities of gases and organic molecules in condensed phases (liquids or solids) can be derived from the second-order stationary displacements of the center-of-mass (CM) of one single diffusant (or averaged over the trajectory of several diffusants) by molecular dynamics simulation. The displacements controlling the translation of CM due to thermal noise (collision with atoms of surrounding molecules) between times τ and $\tau + t$, $\mathbf{r}_{\text{CM}}(t, \tau)$ are defined from the positions vectors (3×1 vector) of CM, \mathbf{x}_{CM} , relatively to the center of mass of the entire system (diffusant + host), \mathbf{x}_O :

$$\mathbf{r}_{\text{CM}}(\tau, t) = \mathbf{x}_{\text{CM}}(\tau + t) - \mathbf{x}_{\text{CM}}(\tau) - (\mathbf{x}_O(\tau + t) - \mathbf{x}_O(\tau)). \quad (22)$$

When the displacements of CM are truly independent, the quadratic displacement increases linearly with the lag operator t with $\langle \mathbf{r}_{\text{CM}}(\tau, t) \rangle_{\text{all } t} = 0$:

$$\frac{d}{dt} \langle \mathbf{r}_{\text{CM}}(\tau, t) \mathbf{r}_{\text{CM}}(\tau, t)^T \rangle_{\text{all } \tau} = 2\mathbf{D}(t), \quad (23)$$

where X^T is the transpose of X . The diffusion matrix $\mathbf{D}(t)$ is positive-defined, whose eigenvectors code for the main direction of translation on time scale t . It accepts a unique Cholesky decomposition:

$$\mathbf{D}(t) = \mathbf{B}(t)\mathbf{\Lambda}(t)^{1/2}(\mathbf{B}(t)\mathbf{\Lambda}(t)^{1/2})^T, \quad (24)$$

where $\mathbf{\Lambda}(t)$ is a diagonal matrix containing the eigenvalues and where the columns of $\mathbf{B}(t)$ are the associated eigenvectors. Displacements fluctuate on the time scale t at a rate $\frac{d\mathbf{r}_{\text{CM}}(\tau, t)}{dt}$ equal to $\mathbf{B}(t)\mathbf{\Lambda}(t)^{1/2}\mathbf{X}$, where \mathbf{X} is a random vector, each of whose components follows a reduced centered normal distribution.

Solutes larger than voids exhibit a preferential direction as shown for methoxybenzene (anisole) in **Figure 3**, so that the random trajectory looks like an extruded tube on large time scales (**Figure 3A**). The solute seems to jump from one sorption site to the next, separated by distances ranging from 3 to 6 nm (**Figure 3B**). During the different jump events, the solute progressively loses memory of its previous orientation (**Figure 3D**). The macroscopic diffusion coefficient eventually emerges as the trace limit of

$\mathbf{D}(t)$ when $t \rightarrow \infty$ (note that $t = \frac{1}{f}$ is the lag operator and not the clock time). By choosing the columns of $\mathbf{B}(t)$ as reference frame, one gets the following expression of the rate of increase of the mean-square displacement of CM:

$$\begin{aligned} \frac{d}{dt} \text{msd}_{\text{CM}}(t) &= \text{tr} \left(\frac{d}{dt} \langle \mathbf{r}_{\text{CM}}(\tau, t) \mathbf{r}_{\text{CM}}(\tau, t)^T \rangle_{\text{all } \tau} \right) = 2 \text{tr}(\mathbf{D}(t)) \\ &= 2 \text{tr}(\mathbf{\Lambda}(t)) = 6D(t), \end{aligned} \quad (25)$$

which leads to the practical formula of the macroscopic diffusion $D(f = 0)$:

$$D(f = 0) = \frac{1}{6} \lim_{t \rightarrow \infty} \frac{d}{dt} \text{msd}_{\text{CM}}(t) \stackrel{\text{large } t}{\approx} \frac{\text{msd}_{\text{CM}}(t)}{6t}. \quad (26)$$

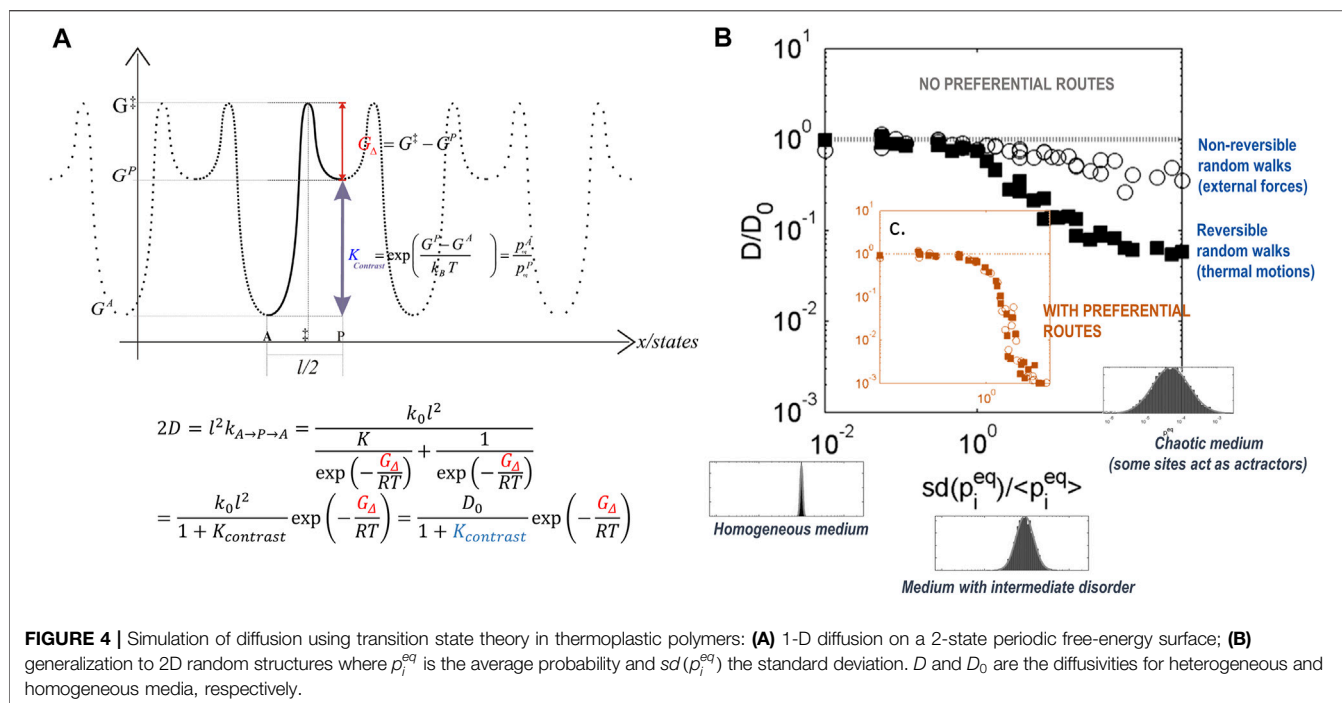
The exponent $\frac{d \ln(\text{msd}_{\text{CM}}(t))}{d \ln(t)}$ plays a central role in identifying the rate of convergence to the hydrodynamic regime, where all displacements are truly uncorrelated (exponent close to unity). Exponents lower than 1 reveal strongly correlated random walks and apparent diffusivities decreasing with simulation time. Such decreases are shown in **Figures 3E–I** and occur on a broad range of time scales. The hops responsible for the diffusant translation can be visualized with the spectral density of $d\mathbf{r}_{\text{CM}}/d\tau$, denoted $S_{\text{CM}}(f)$, which can be calculated from the Wiener-Khinchin real theorem applied to the random variable $\mathbf{r}_{\text{CM}}(\tau, t) = \int_{\tau}^{\tau+t} d\mathbf{r}_{\text{CM}}/d\tau|_{(\theta)} d\theta$. The pair of transforms is known as MacDonald's theorem [a demonstration is presented in chapter 18 of Ref. (Van Vliet, 2008)] and reads:

$$\begin{cases} \frac{d}{dt} (\text{msd}_{\text{CM}}(t)) = 2 \int_0^{\infty} S_{\text{CM}}(f) \sin(2\pi f\tau) \frac{df}{f} \\ S_{\text{CM}}(f)^t \stackrel{t \rightarrow \infty}{\approx} 2f \int_0^{\infty} \frac{d}{dt} (\text{msd}_{\text{CM}}(t)) \sin(2\pi f\tau) d\tau \end{cases}. \quad (27)$$

Since the diffusion of a solute larger than voids in a rubber polymer is strongly related to the relaxation of polymer segments, which could think that the convergence of $D(t)$ should obey some linear damping (e.g., Hooke's law) and consequently that diffusion coefficients could be easily extrapolated, when the associated time constant t_0 is known. This reasoning would lead $S_{\text{CM}}(f)$ to decrease in $\frac{1}{f^2}$ and an exponential convergence to the hydrodynamic regime:

$$\begin{cases} \frac{d}{dt} (\text{msd}_{\text{CM}}(t)) = \frac{S_{\text{CM}}(f = 0)}{1 - \exp(-\frac{t}{t_0})} \\ S_{\text{CM}}(f) = \frac{S_{\text{CM}}(f = 0)}{1 + 4\pi^2 (ft_0)^2} \end{cases}. \quad (28)$$

Figure 3I shows conversely that $S_{\text{CM}}(f)$ evolves from a high-frequency white noise (tumbling motions of the diffusant) towards a low-frequency white noise (macroscopic diffusion) by crossing an intermediate regime linear in $\frac{1}{f}$ (pink noise),



separated by two frequencies denoted f_1 and f_2 . This noise corresponds to a random damping process with t_0 distributed between $t_2 = 1/f_2$ and $t_1 = 1/f_1$, such reasoning leads to:

$$\frac{\int_{t_1}^{t_2} S_{CM}(f) dt}{t_2 - t_1} = \begin{cases} \frac{S_{CM}(0)}{2\pi f(t_2 - t_1)} (\arctan 2\pi f t_2 - \arctan 2\pi f t_1) & t_2 \geq t_1 \\ \frac{S_{CM}(0)}{f^2} \frac{1}{t_1 t_2} & \text{for } f \gg 1/t_2 \\ \frac{S_{CM}(0)}{4f(t_2 - t_1)} & \text{for } 1/t_2 \ll f \ll 1/t_1 \\ S_{CM}(0) & \text{for } f \ll 1/t_1 \end{cases} \quad (29)$$

These results have been used to build a solid theory of diffusion in polymers coupling the free-volume theory and the mode-coupled theory (see **Section 4.4**). They justify the universal cage-escape mechanism to describe random walks in condensed phases.

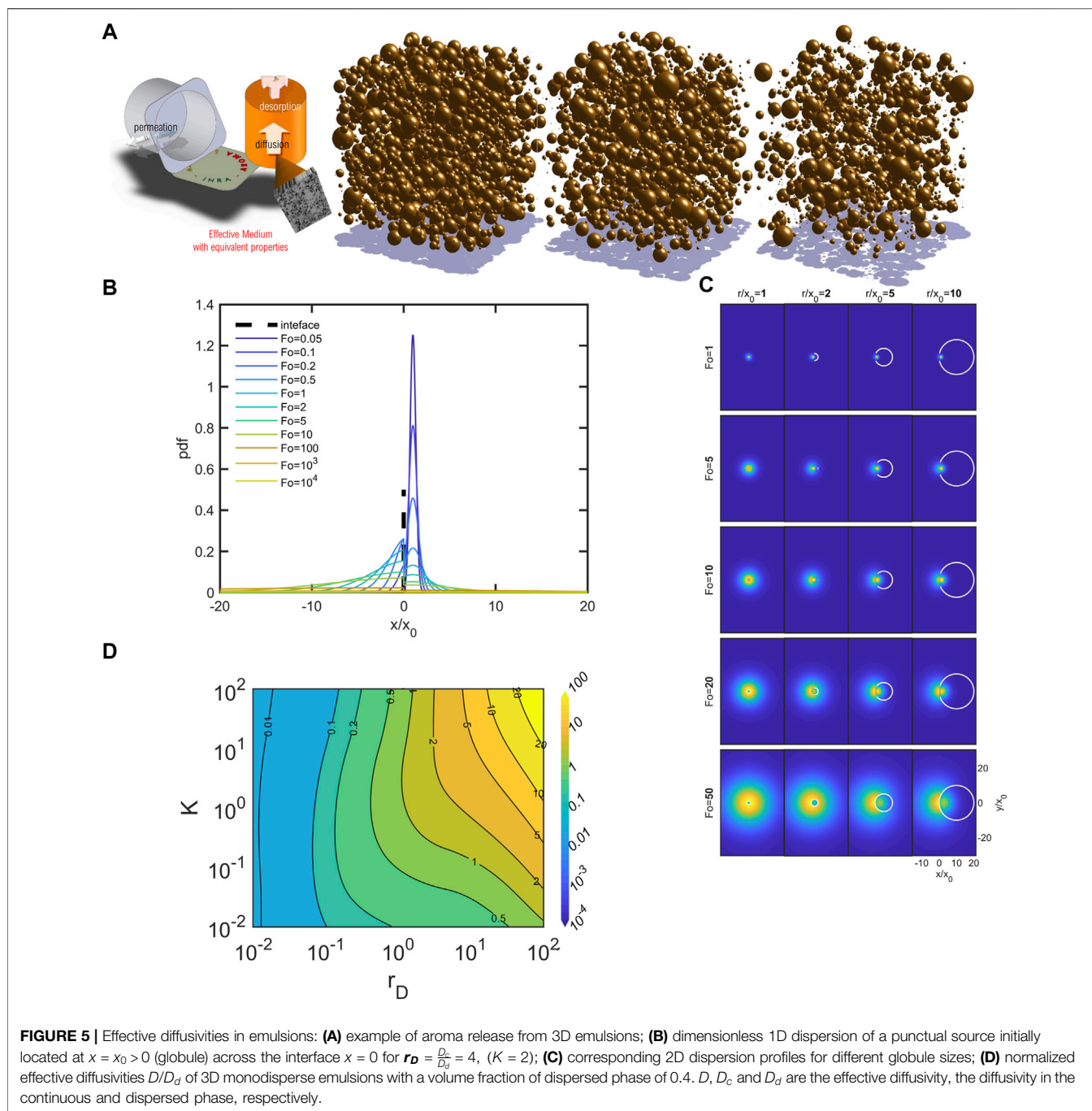
3.2.2 Diffusivities on a Surface of Potential: The Relationship Between Diffusion and Sorption at the Molecular Scale

The frequency $f_1 \leq 1/t_0 \leq f_2$ and, more particularly, its lower bound control the value of the diffusion coefficient. Ref. (Vitrac and Hayert, 2007) studied the effect of the distribution of sorption energies G_i on D systematically. The frequencies f_1 and f_2 are connected with the jumping rates via TST, $f = \frac{k_B T}{h} \exp(-\frac{G_{i \rightarrow j}^\ddagger - G_i}{k_B T})$, with G_i the local sorption energy at site i and $G_{i \rightarrow j}^\ddagger$ the free energy barrier associated to the translation from i to j . The main results are illustrated in **Figure 4**.

The strong relationship between sorption free energy and diffusion can be easily understood on a periodic surface of free energy, comprising only two states separated by a fixed distance l (**Figure 4A**). Although it may seem surprising to simulate a random walk on a two-state line, the distance visited is a random variable because the duration of jumps/transitions is also a random variable. The diffusion coefficient depends on two characteristics, the height of the smallest energy barrier G_Δ and the partition coefficient $K_{contrast}$ between the two sites. Increasing $K_{contrast}$ while keeping the same average sorption leads to a dramatic decrease in D values. This effect was verified on random surface energies in higher dimensions. Beyond a critical dispersion value, preferred sites behave as attractors creating negative correlations in the long term. Simulated assumptions are close to what happens when the size of the diffusant is increased (Neyertz and Brown, 2004). On non-random surfaces (i.e., with channels), the reduction of D values is amplified by additional tortuosity effects. Because the results can significantly deviate depending on whether the micro-reversibility hypothesis is verified, it is preferable to restrict the TST approach to the molecular and supramolecular scales. TST-type modeling lends itself very well to the integration of trajectories by Kinetic Monte Carlo (KMC) methods. Classical molecular dynamics simulation and KMC methods can be combined to reproduce the effect of rare events over the long term (Neyertz and Brown, 2010). The methodology allows to obtain statistically independent but without guaranteeing the final D value if limiting events have been insufficiently sampled.

3.2.3 Diffusion in Emulsified Foods

The previous examples justify the concept of time-homogenization to derive macroscopic transport coefficients. Rare events control the entire dynamics and its activation by temperature. One can intuitively think that such phenomena do



not exceed a few hundred nanoseconds and are irrelevant at the phase level of the food. This is erroneous because diffusion is a stochastic process in time and in space at all time and length scales. We used to model the diffusion in the hydrodynamic regime in discrete times as a self-similar skewed trajectory, where the direction of the translation and its span are random normal variates. Close to interfaces and, in particular, curved interfaces, the process ceases to be isotropic. By analogy with optics, the constant $K_{contrast}$ and the brusque change of diffusion coefficients at interfaces act as refractive indexes and modify the distribution of molecules on both sides of the interfaces. In dense emulsions

with globules close to the percolation threshold, diffusants scatter and reflect towards the medium with the highest residence time. The translation from the medium with the highest diffusion coefficient controls the effective diffusion coefficient. These effects are illustrated in **Figure 5** in 1, 2, and 3 dimensions (with the following conventions based on the results of Ref. (Vitrac and Hayert, 2020)). K is the partition coefficient between the continuous and the dispersed phase. $r_D = \frac{D_c}{D_d}$ is the normalized diffusion coefficient. For large K or low r_D values, the molecules initially contained in the globule create a halo (i.e., close to a diffraction pattern created by an infinitesimal object) around the globule, with

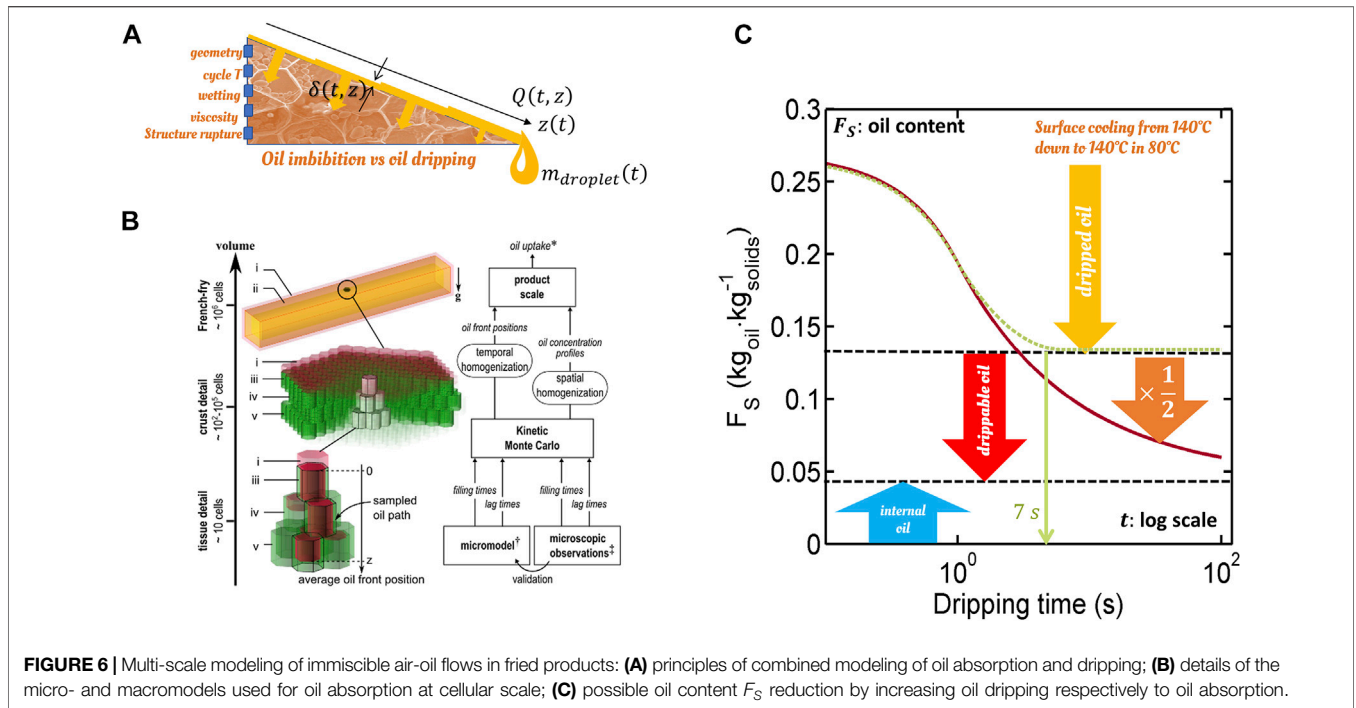


FIGURE 6 | Multi-scale modeling of immiscible air-oil flows in fried products: **(A)** principles of combined modeling of oil absorption and dripping; **(B)** details of the micro- and macromodels used for oil absorption at cellular scale; **(C)** possible oil content F_S reduction by increasing oil dripping respectively to oil absorption.

a little back diffusion to the reverse direction. At this stage, it is important to notice that K defines only the ratio of diffusant densities across the interface $\partial\Omega$ ($x = 0$) and not the probability to cross the interface. For the configuration depicted in **Figure 5A** with a diffusant located initially at $x = x_0$, the ratio of probability to remain the globule after a dimensionless time $Fo = \frac{D_d t}{x_0^2}$ is given by:

$$\frac{\text{pr}(d \rightarrow d|\partial\Omega, Fo, x = x_0)}{\text{pr}(d \rightarrow c|\partial\Omega, Fo, x = x_0)} = \frac{1}{K} \sqrt{\frac{D_d}{D_c}} \frac{1 + K \sqrt{\frac{D_d}{D_c}} \text{erf}\left(\frac{1}{2\sqrt{Fo}}\right)}{1 - \text{erf}\left(\frac{D_d}{D_c} \frac{1}{2\sqrt{Fo}}\right)} \exp\left[-\left(\frac{D_d}{D_c} - 1\right) \frac{1}{Fo}\right] \xrightarrow{Fo \rightarrow \infty} \frac{1}{K} \sqrt{\frac{D_d}{D_c}} \quad (30)$$

The time limit of **Eq. 30** is counter-intuitive and reflects the ability of the diffuser to make countless round trips across the interface but at different speeds. The local thermodynamic equilibrium condition imposes the density ratio (formally K) and continuity of the fluxes. Additionally, it is noteworthy that globule interfaces do not represent in this representation a transition state, as the density at the interface is not continuous. However, the global escape rate from each globule could be used as input parameters to simulate diffusion in dispersed media. Compared to **Eq. 8**, this technique accepts larger fluctuations in surface area, globule size and density, large drops in diffusion coefficients, and finally, partition coefficients very different from unity.

3.2.4 Oil Percolation in French-Fries

Cage-escape mechanisms can be found in various applications, including the percolation of oil in French-fry

or potato chips-type products once the product is removed from the bath. Trapped air bubbles in the potato tissue reduce the accessible cross-section to oil and consequently slow down dramatically the capillary flow through crust defects. These effects are illustrated in **Figure 6** and are based on simulations and experimental observations reported in (Vauvre et al., 2015) and in (Achir et al., 2010; Vauvre et al., 2014; Patsioura et al., 2015), respectively. We could think that the effective diffusion coefficient of oil should scale as:

$$D_o^{(z,T)} = \langle r \rangle \frac{\gamma^{(T)} \cos \theta}{8\eta_o^{(T)}}, \quad (31)$$

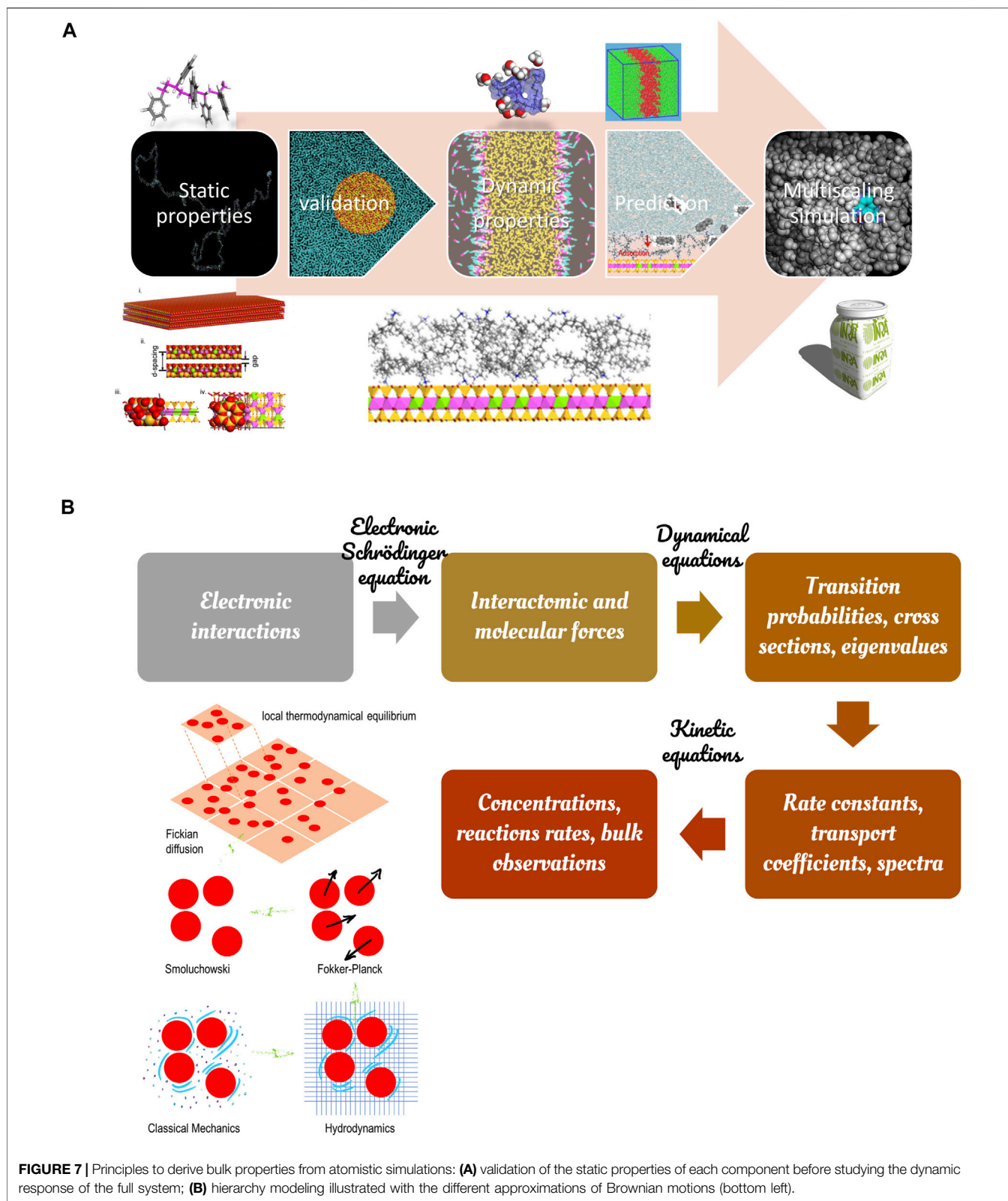
where here γ is the surface tension, θ the contact angle, η_o the viscosity of the oil, $\langle r \rangle$ the average radius of cells assuming roughly a cylindrical shape.

The micro-model showed that the successive filling times of two cavities of radius r and length Δz and connected by a defect of radius r_0 and length l_0 increase considerably with each pass. If the oil-air interface is displaced without creating a bubble (**Figure 6A**), the recurrence relationship between the filling times $\Delta t_{i,fill}$ is given by:

$$\Delta t_{i+1,fill} = \Delta t_{i,fill} - \frac{\ln(1 - \zeta)}{2\zeta D_o(T)} \left(\Delta z + l_0 \left(\frac{r}{r_0} \right)^4 \right) \Delta z, \quad (32)$$

with $0 \leq \zeta < 1$ a factor that controls the gas phase displacement mechanism [see Ref. (Vauvre et al., 2015)].

Due to the hexagonal shape of the cells and the angular details of the defects, the oil flows faster in the corners (**Figure 6B**) and fills the defects/restrictions without



displacing the gas phase. The destabilization of the liquid films in the defects is responsible for the sudden phenomenon of “snap-off” (collapse of two initially disjointed films), which

will lead to the creation and trapping of bubbles in the defects. In the presence of an air bubble trapped within the cavity, filling times diverge and Eq. 32 becomes:

$$\begin{aligned}
\Delta t_{i+1,fill}^{with\ bubble} &= \Delta t_{i+1,lag} - \frac{\ln(1-\zeta)}{2\zeta D_o} \left((1-v)\Delta z + l_0 \left(\frac{r}{r_0} \right)^4 \right) \Delta z \text{ with } v > 0 \\
&= \Delta t_{i,fill}^{with\ bubble} - \frac{\ln(1-\zeta)}{2\zeta D_o} \left(v\Delta z + l_0 \left(\frac{r}{\xi r_0} \right)^4 \right) \Delta z \\
&\quad - \frac{\ln(1-\zeta)}{2\zeta D_o} \left((1-v)\Delta z + l_0 \left(\frac{r}{r_0} \right)^4 \right) \Delta z \\
&= \Delta t_{i,fill}^{with\ bubble} - \frac{\ln(1-\zeta)}{2\zeta D_o} \left(\Delta z + l_0 \left(\frac{r}{r_0} \right)^4 \left(1 + \frac{1}{\xi^4} \right) \right) \Delta z \quad (33)
\end{aligned}$$

with ξ the restriction coefficient of the passage related to the presence of the bubble and v the fraction of the volume of the cell (i.e., formally the cumulative work of the volume forces acting on the bubble) preceding that must flow before the trapped bubble is released. The comparison of Eqs 32, 33 enables to approximate the lag time as $\Delta t_{i+1,lag} \approx \frac{1}{\xi^4} \Delta t_{i+1,fill}$ for low values of ξ et v . Experimental filling kinetics of connected cells in parenchyma cells confirm this evolution and the distribution of waiting times as shown in Ref. (Patsioura et al., 2015).

This example and the previous one illustrate the importance of time homogenization and the sampling of rare critical events. Indeed, snap-off and partitioning are elusive and equilibrium properties, respectively. Because its occurrence depends on history, its effects cannot be correctly described by a homogenization procedure, assuming a particular steady-state.

4 PREDICTING FOOD AND PACKAGING PROPERTIES FROM SCRATCH VIA MOLECULAR MODELING

4.1 Molecular Modeling as an Enabler of Multiscale Modeling

Most of the food industrial and technological processes require including chemical details in models to reach predictive descriptions beyond qualitative ones via dimensionless models. It could be tempting to consider that at the bottom of the hierarchy of the modeling methods across the scales, we have the Hamilton's equations, their approximate potential energy functions, and the methodology to resolve them numerically via molecular dynamics (MD). Millions to billions of atoms can be simulated nowadays up to hundreds of nanoseconds but not and beyond and at the cost of a time step imposed by the vibration frequency of the hydrogen atom. Brute-force MD is part of the solution but not the solution. Other sampling methodologies, such as thermodynamic integration, particle insertion, non-trivial statistic ensembles, coarse-graining, must be combined to reduce the overall cost of any information added at the atomistic or molecular scale. The blueprint for turning the dream into reality was hypothesized in the eighties by Herschel Rabitz (Rabitz, 1989). The outline of the modeling hierarchy to reproduce bulk observations from atomistic simulations is shown in Figure 7.

As a general principle, all simulations should validate that the density and pair radial distributions (or structure factor) of pure components are well verified before studying the system's dynamic response alone or in interactions. This section reviews the experience explored by the authors on molecular modeling and its applicability to food engineering cases. The field is evolving very fast and is the most promising for the future. As already argued by authors (Nguyen et al., 2017a), it starts to be less expensive and faster to launch thermodynamic calculations at the molecular scale than doing the experiments. As discussed in Chapter IV of Ref. (Tadmor and Miller, 2011), molecular dynamics of large systems can be combined or compared with many conventional techniques, such as linear elasticity, nonlinear thermoelasticity, hydrodynamics models of complex fluids, stochastic models with multiple scales, gas-kinetic scheme, quasi-continuum method.

4.2 Principles of Molecular Modeling

Molecular modeling (MM) is an umbrella term covering various techniques, where forcefields bring "life" to simulations, as illustrated in Figure 8. These techniques can be rooted in the seminal works of Martin Karplus, Michael Levitt, and Arieh Warshel, whom the 2013 Nobel Prize has awarded in Chemistry for "the development of multiscale models for complex chemical systems." A mechanical work leading to displacements of atoms or entities (blobs, group of atoms) can be derived from this potential independently of the path followed by the entire system. Only initial and final steps at the end of each time step count. The considered potentials (between two or more particles) may have several interpretations, quantum or classical, related to hardcore or softcore interactions. This section is not exhaustive but gives an overview of the most relevant techniques for food applications.

4.2.1 Forcefields

Molecular modeling uses forcefields to calculate the pair (distance), angular/planar, quadrupole, and octupole interactions between atoms, as sketched in Figure 8A. Most often, forcefields rely on classical Newtonian mechanics. Forcefields representing chemical bonds are either fitted to experimental data (type-I forcefields such as bead-spring model) or fitted to quantum calculations (type-II forcefield with additional corrections to mimic the vibration spectra of molecules). Non-covalent potentials are associated with van-der-Waals and Coulombic interactions defined by partial charges usually applied at the center of atoms. Some software packages, such as LAMMPS (Sandia National Laboratories) and Materials Studio (Dassault Systèmes BIOVIA), offer flexible formulations for soft and solid-state materials and coarse-grain systems. Others, such as Gromacs and Charmm, offers forcefields optimized/specialized for biological molecules, with an emphasis on proteins and lipids. Integrated environments (Avogadro, Medea LAMMPS from Materials Design, Materials Studio) facilitate the many operations (setup, post-treatments) needed to build and interpret molecular simulations. Some generic visualization tools such as VMD and Ovito offers versatile visualizations for multiscale simulations. For

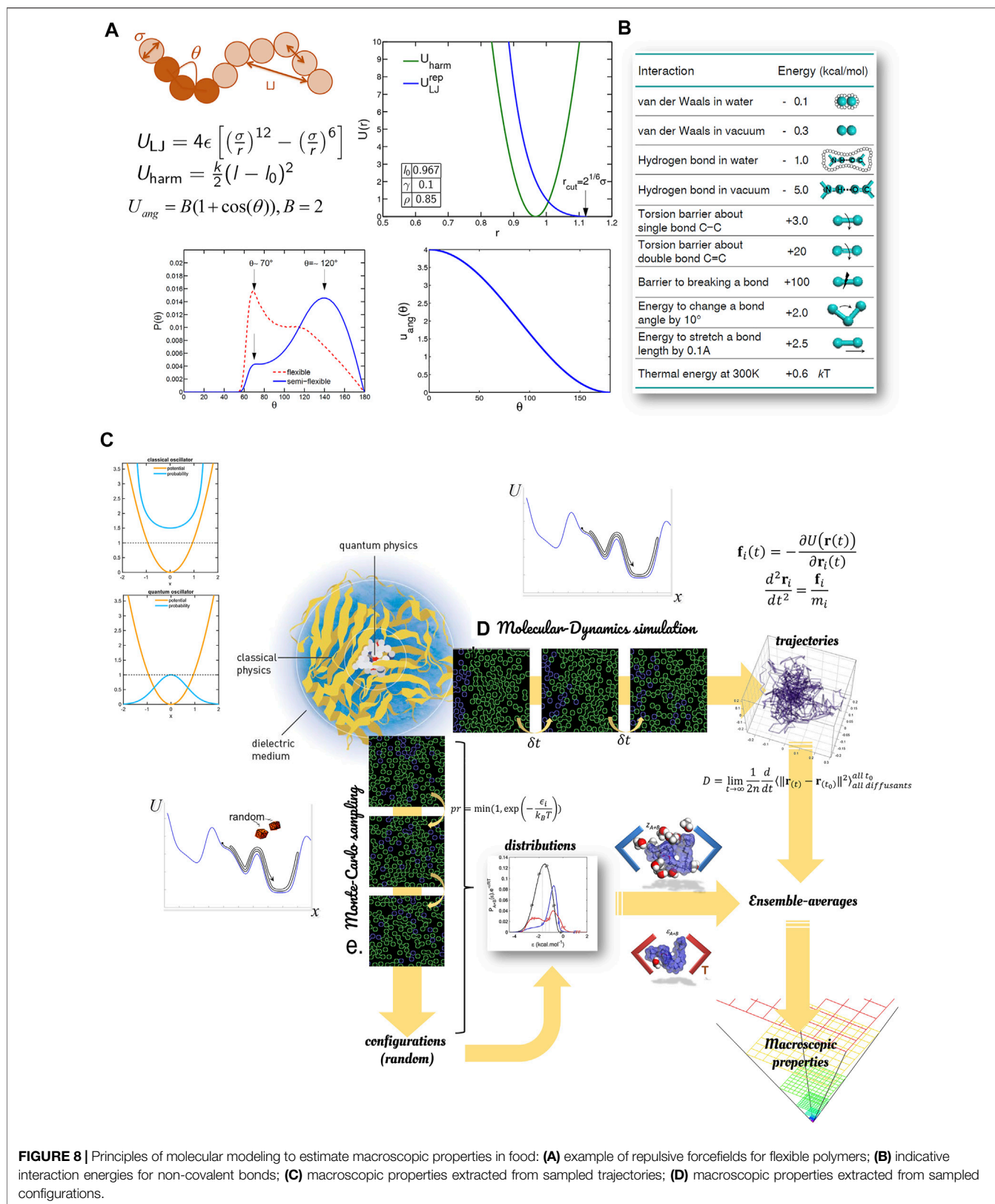


FIGURE 8 | Principles of molecular modeling to estimate macroscopic properties in food: **(A)** example of repulsive forcefields for flexible polymers; **(B)** indicative interaction energies for non-covalent bonds; **(C)** macroscopic properties extracted from sampled trajectories; **(D)** macroscopic properties extracted from sampled configurations.

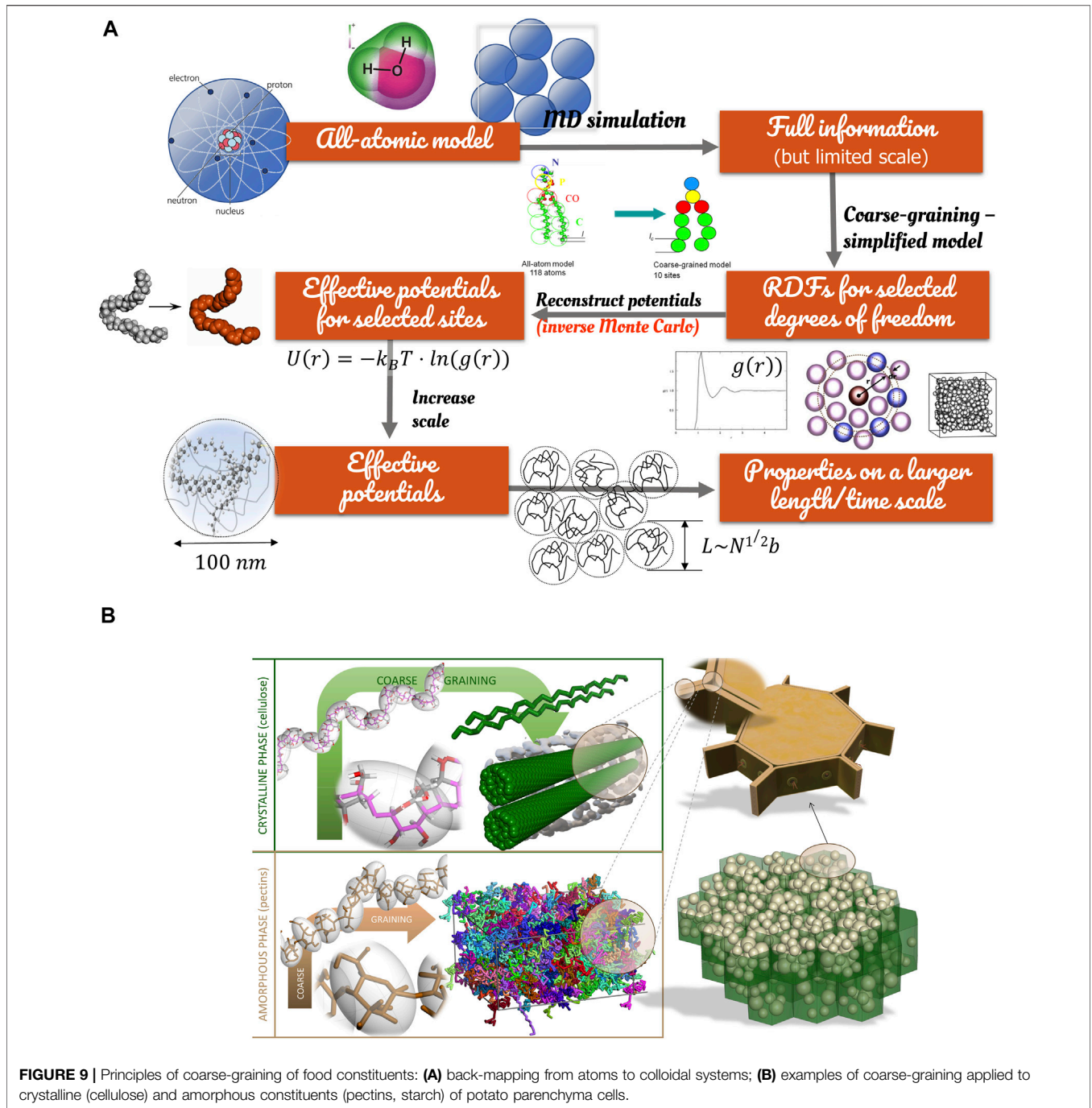


FIGURE 9 | Principles of coarse-graining of food constituents: **(A)** back-mapping from atoms to colloidal systems; **(B)** examples of coarse-graining applied to crystalline (cellulose) and amorphous constituents (pectins, starch) of potato parenchyma cells.

extremely large datasets, the open source ParaView increases the rendering efficiency by focusing on the levels of details important for the observer.

4.2.2 Methods to Explore the Potential Surface

This section introduces briefly the different principles of molecular mechanics. Additional details on forcefields, integration schemes and inversion procedures can be found in the reference textbook of Frenkel and Smit (Frenkel and Smit, 2002). These details are

essential to understand the parameterization of open-source (Gromacs, LAMMPS, Charmm, CP2K) or proprietary/commercial software packages (NAMD, Tinker, Materials Studio). At this stage, it is worth noticing that classical oscillators do not behave as quantum ones, whose more probable state coincides with a minimum of potential energy. The likeliest states associated with classical oscillators in dynamics correspond to kinetic energy minima (speed minima) and, therefore, maxima potential energy (see **Figure 8C**). According to the fluctuation-

dissipation theorem, the states corresponding to each maximum are unlikely, but their long-term average in molecular dynamics converges towards the likeliest state at equilibrium. This result will be obtained for microscopically reversible phenomena integrated in time with a time-reversible scheme. However, the convergence to realistic states may be very slow due to explicit numerical schemes, which are stable only for time steps much smaller than the period of the vibration of the lightest atom, typically 1 picosecond in the presence of hydrogens. When trajectories are not required but only configurations or distributions, Monte-Carlo sampling offers atoms better results. It can explore the surface energy in a non-physical manner and overcome any energy barrier separating two feasible states. When the sampling involves a sequence of trial moves (e.g., translation, rotation, volume change), each move must also be picked randomly to enable the reverse course and preserve the detailed balance. The macroscopic quantities are in both cases extracted from ensemble averages.

4.2.3 Coarse-Graining and Boltzmann Inversion

Due to the implicit time integration, acceleration can be gained only by reducing the number of freedoms coupled with longer time steps made possible by merging several atoms (or even molecules) into one heavier particle and therefore subjected to lower frequency vibrations. The iterative coarse-graining methodology is shown in **Figure 9**. The final goal is to preserve the convergence towards the final property by devising a proper mean force potential $\phi_{CG}(R)$ from detailed pair energies $\phi_{ij}(r_{ij})$. Even if the potential is not defined uniquely, methodologies providing canonical averages will minimize errors on generated configurations, energies, and entropy comparatively to the full detailed ones. Three methodologies have been usually preferred for coarse-graining.

- Direct potential fitting (Cranford et al., 2010): $\phi_{CG} = \sum_{list\ atoms} \omega_{ij} \phi_{ij}$ where ω_{ij} are summation weights representing all contributions (intramolecular, intermolecular such as hydrophobic and other solvent effects, electrostatic interactions, hydrogen bonding between molecules, and/or entropic effects).
- Inverse Monte-Carlo (McGreevy and Pusztai, 1988) refines iteratively the potential to adjust the pair radial distributions: $\phi_{CG}^{step\ k+1}(R) = \phi_{CG}^{step\ k}(R) - ak_B T \ln \frac{g_{CG}^{step\ k}(R)}{g_{super\ atoms}(R)}$ where $g_{CG}^{step\ k}(R)$ and $g_{super\ atoms}(R)$ are the radial distribution of the CG model at step k and of the real one, respectively. a is a relaxation constant. In practice, the inversion requires averaging the potential update $\phi_{CG}^{step\ k+1}(R) - \phi_{CG}^{step\ k}(R)$ to all possible configurations of the pair under study.
- Boltzmann inversion (Reith et al., 2003) is a generalization of the previous method to polymers: the Helmholtz free energy $F(R) = -k_B T \ln g_{all\ atoms}(R)$ is an initial guess for the potential $g_{CG}^{initial}(R)$; the methodology is applied separately to intra- and intermolecular potentials (e.g., angular) with an order determined by the intensity of each potential ($\phi_{CG}^{stretch} > \phi_{CG}^{bend} > \phi_{CG}^{non-bounded} > \phi_{CG}^{dihedral}$).

Though the same methodologies could be applied to adjust forcefields to experimental data, they are presented in a logic of bottom-up modeling and simulation built on molecular mechanics. The knowledge gained at a small scale is used to reconstruct the macroscopic behavior. At small scales, forcefields are inherently repulsive, and the packing of particles is very compact. Excluded volumes vanish at a higher level of coarse-graining, and some overlap must be accepted to preserve the bulk density. At this stage, it is noteworthy that described procedures apply only to conservative forces. Dissipative forces required for DPD simulations must be adjusted to dynamic properties such as viscosity or self-diffusion. Finally, and compared with atomic force fields, coarse-grained forcefields depend on the system's state (solid, liquid, gas), possibly on temperature and local composition. They are, therefore, not recommended for the calculation of state diagrams without independent validation.

4.2.4 Thermodynamic Equilibrium Between Phases

Studying the effects of temperature and pressure on phase transition is an easy task with the generalization of efficient thermostats and barostats. Enforcing equilibrium between phases in molecular simulation is comparatively much more difficult. Small systems do not behave as large ones. Water did not freeze at the right temperature as it was confined. Water and oil will not create a nice interface within a small cubic simulation box. Droplets are not spherical, and their shape fluctuates with the number and the arrangement of the molecules inside each droplet. Besides, surface tension in droplets smaller than Tolman's length deviates from its macroscopic value. The finite size of tested systems complicates the construction of large droplets at high dilution. Setting a dimension longer than the two others forces the creation of one flat interface (or two). In this case, the transport of small solutes can be tracked between the two phases at reasonably low concentrations. However, the statistics are too poor to get reliable partition coefficients, and the strategy cannot be generalized to polymers.

Chemical equilibration is the chief difficulty in reaching thermodynamic equilibrium. It requires an exchange of molecules between the two phases. Liquid-vapor and liquid-liquid equilibria can be efficiently studied in the Gibbs ensemble (Panagiotopoulos, 2002) for moderately dense multicomponent fluids. **Figure 10** illustrates the principles. The phase coexistence properties of multicomponent systems are studied from a single Monte-Carlo simulation involving two distinct physical regions with different densities and compositions. The regions (boxes) can be dissociated without any common interface. Three types of perturbations are performed on each box: 1) a random displacement of molecules that ensures equilibrium within each region, 2) an equal and opposite change in the volume of the two regions that results in equality of pressures, and 3) random transfers of molecules that equalize the chemical potentials of each component in the two regions.

The great advantage of the Gibbs method over the alternative techniques for studying phase coexistence is that, in the Gibbs method, densities and compositions of the coexisting phases are resolved simultaneously. The coexistence line between phases

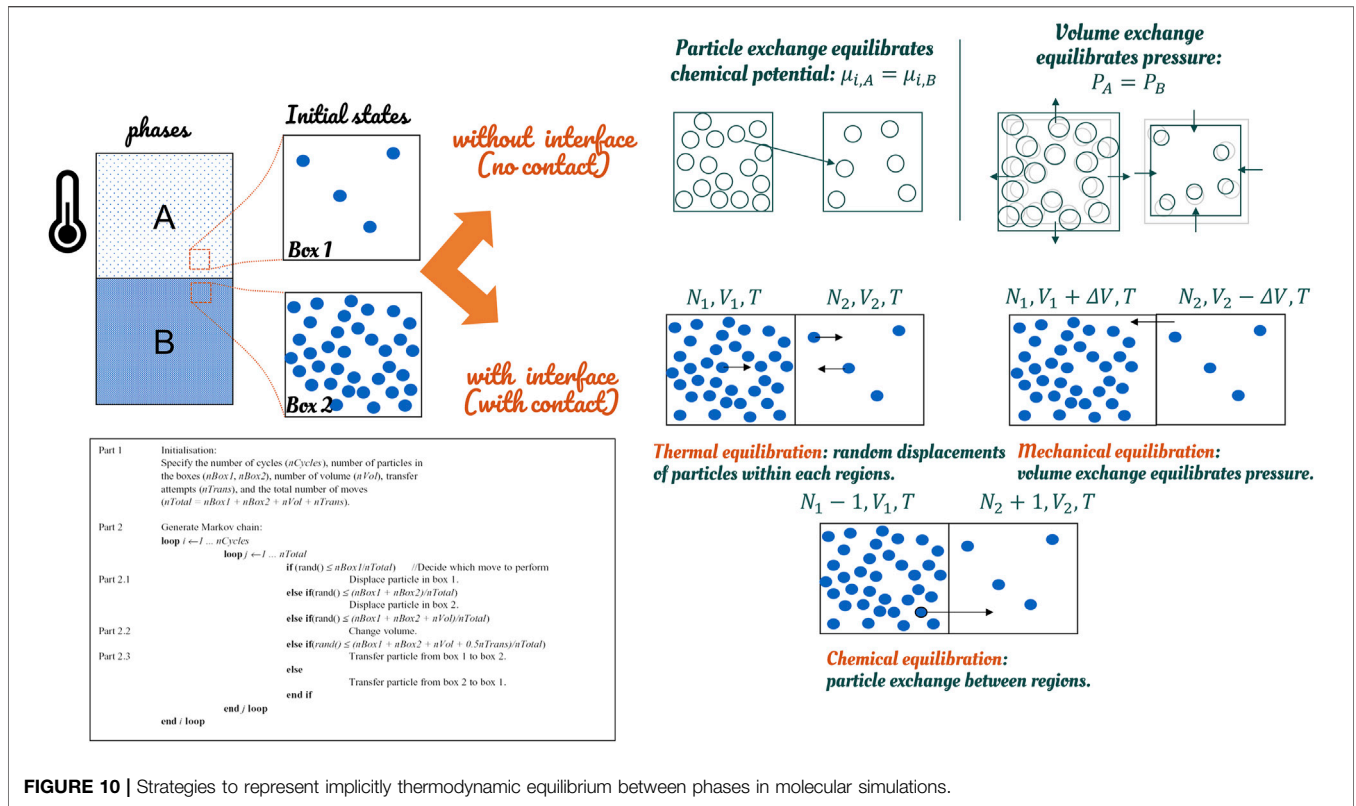


FIGURE 10 | Strategies to represent implicitly thermodynamic equilibrium between phases in molecular simulations.

does not require the determination of chemical potentials as a function of temperature and pressure. The list of operations must be picked from a repertoire of trial moves in a random order to preserve the microscopic reversibility. However, the Gibbs ensemble method remains impractical for very cohesive phases such as polymers and very ordered systems (crystals, liquid-crystals). Free-energy calculation methods must be preferred (see Figure 11).

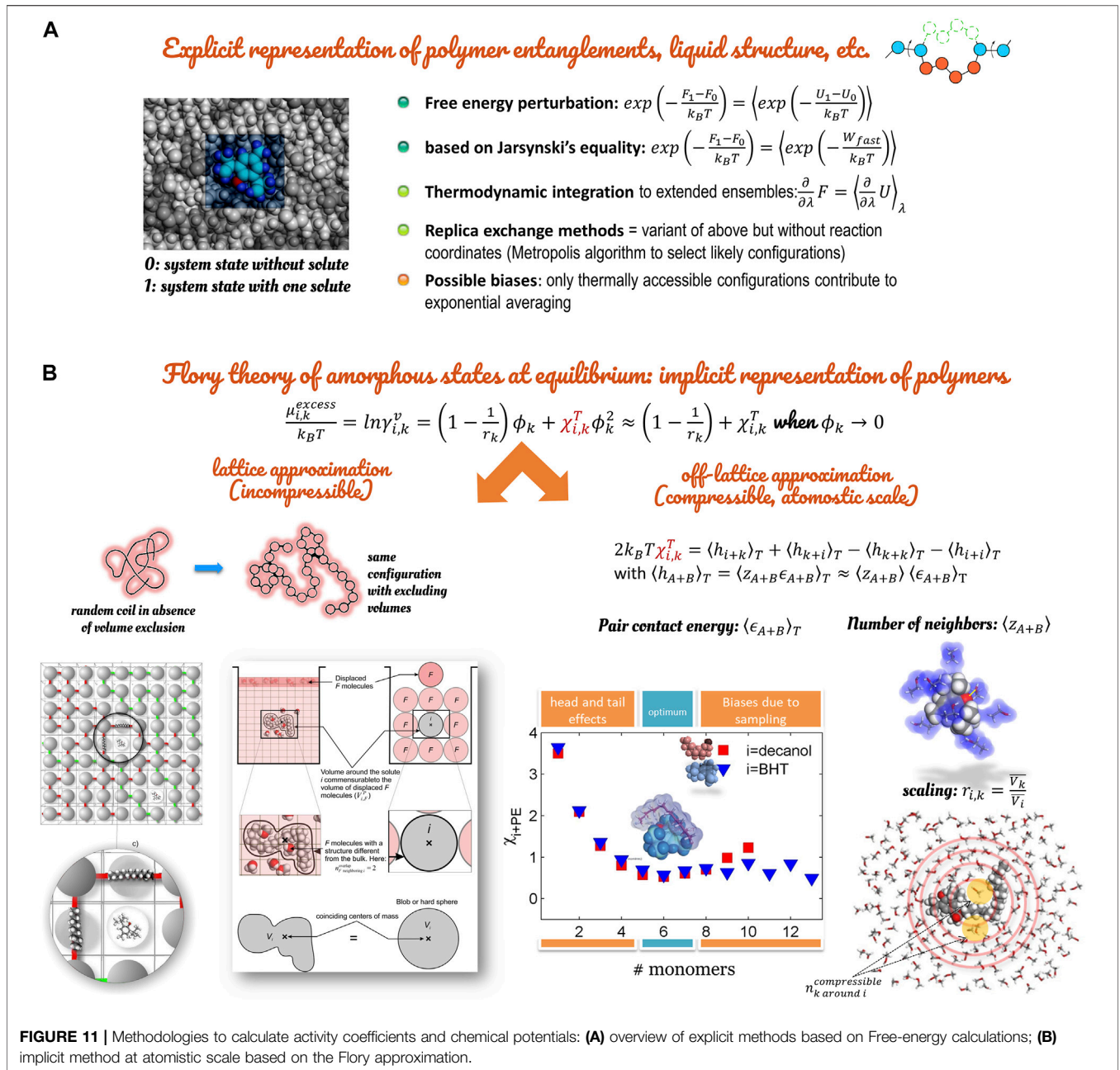
4.3 Calculations of Activity Coefficients Within the Flory Approximation

Activity coefficients and excess chemical potentials are essential properties in food where local composition effects modify strongly how food constituents are transferred inside the food or loss during processing or storage. The same properties control how chemical contaminants are transferred to the food from the packaging or the storage environment. This section reports how the mean-field theory of Flory-Huggins formulated initially on lattices can be turned into a tailored and robust predictive method by using atomistic calculations as inputs. The benefit is twofold. The theory enables first-order predictions without explicitly representing the condensed phase (interacting liquids, entangled polymers). Atomistic calculations with detailed forcefields can replace obsolete group contribution methods and calculations on lattice symmetric imposing symmetric coordination numbers for A surrounding B, and B surrounding A.

4.3.1 Prior Definitions

G. N. Lewis proposed the concept of the thermodynamic potential of substance i in the phase α , $\mu_{i,\alpha}(T, P)$, while verifying that $\frac{\partial \mu_{i,\alpha}}{\partial P}|_T = \bar{V}_i$ with $\bar{V}_i = \frac{RT}{P}$ the molar volume of the gas i . After integration at a constant temperature, the change in chemical potential from pressure P^{ref} to P is $RT \ln \frac{P}{P^{ref}}$ for a pure ideal gas. Lewis generalized to phase mixtures (ideal or not) by replacing pressure by a function f_i , called fugacity and assessing the capacity of a substance literally to flee: $\mu_{i,\alpha} - \mu_{i,\alpha}^{ref} = RT \ln \frac{f_{i,\alpha}}{f_{i,\alpha}^{ref}}$. Reference values at the temperature T $\mu_{i,\alpha}^{ref}$ and $f_{i,\alpha}^{ref}$ are physically related, but the choice of the reference chemical potential or the reference fugacity is arbitrary. Fugacities of substances absorbed on solids can be determined directly by molecular modeling using the grand-canonical ensemble (μVT). Its utility lies in its resemblance with experimental measurements (e.g., sorption microbalance): the system interchanges particles with a reservoir so that the chemical potential can be by changing the number of particles changes accordingly. As for the Gibbs ensemble, the method is prohibitive for condensed phases. Flory-Huggins' theory offers a scale-invariant to estimate activity coefficients, $\gamma_{i,\alpha}^v$, relative to volume fractions $\phi_{i,\alpha}$ in any condensed phase, as summarized in Table 5. The presented relationships expressing $\gamma_{i,\alpha}^v$ in function of $\phi_{i,\alpha}$ are equivalent to conventional sorption isotherms for binary and ternary mixtures. Indeed, activities and $\gamma_{i,\alpha}^v$ are related as:

$$\frac{f_{i,\alpha}(T)}{f_{i,\alpha}^{ref}(T)} = \gamma_{i,\alpha}^v(T) \phi_{i,\alpha} \tag{34}$$



By considering that partial molar volumes are similar in both phases, solute partition coefficients between the phases α and β are given by:

$$K_{i,\frac{\alpha}{\beta}}^{(T)} = \frac{\phi_{i,\alpha} / \bar{V}_i}{\phi_{i,\beta} / \bar{V}_i} = \frac{\gamma_{i,\beta}^v(T)}{\gamma_{i,\alpha}^v(T)} \quad (35)$$

Defining the activity coefficients respectively to volume fractions instead of molar fractions as in the regular solution theory offers several advantages. Volume fractions enable to consider situations where the solute i is larger than surrounding molecules and also the converse situation where i is infinitely smaller than polymer segments. At this stage, it is important to note that the reference

state of solute i is an amorphous state. If its reference state is solid at temperature T , a fugacity correction equals to the ratio of fugacities between solid and liquid states must be added [see Ref. (Nguyen et al., 2017b)]. Flory-Huggins sorption isotherms are equivalent to Henry ones at infinite dilution and describe well swelling effects (Oswin type isotherms) at high concentrations. Sorption is assumed to be reversible (no hysteresis). Generalization to sorption-desorption cycles with hysteresis when T_g is crossed during sorption can be found in Ref. (Kadam et al., 2014). For liquids, the Kirkwood-Buff (KB) solution theory (Kirkwood and Buff, 1951) at a microscopic scale can provide exact macroscopic predictions even for interacting liquids and vice-versa, as shown by Arie Ben-Naim (Ben-Naim, 1977). The pro and cons of KB and FH theories

TABLE 5 | Relevant binary and ternary Flory isotherms [see details in Ref. (Zhu et al., 2019a)]. The formula applies only to homogeneous phases. For heterogeneous phases (e.g., emulsions), the effective partition coefficient/activity coefficient must be spatially homogenized.

Sorption of solute i in a liquid $k=F$ or in a mixture of liquids F_1 and F_2	
Binary mixtures	<p>For binary mixtures, $i + P$ (polymer), the activity coefficient is given by: $\ln \gamma_{i,F}^v(\phi_{i,F}, T) = (1 - (\frac{1}{r_{i,F}} - n_{k \text{ around } i}^{\text{compressible}}))(1 - \phi_{i,F}) + \chi_{i,F}^{(T)}(1 - \phi_{i,F})^2$ (47)</p> <p>with $\chi_{i,F}^{(T)}$ being the Flory-Huggins interaction coefficient between i and F. $r_{i,k}$ represents the number of molecules of F displaced by the insertion of the substance i in F. For most of the migrants, $r_{i,F}^{-1}$ is expected to be larger than unity in water and ethanol and lower than unity in oil. $r_{i,F}$ can be approximated as $\frac{\bar{V}_i}{\bar{V}_F}$ with $n_{k \text{ around } i}^{\text{compressible}}$ accounting for the partial compressibility of the molecules of i and F. Rigorously, partial molar volumes should be used instead of molar volumes</p>
Ternary mixtures	<p>The activity coefficient in mixture of two miscible liquids F_1 and F_2 can be estimated with:</p> $\ln \gamma_{i,F_1+F_2}^v = (1 - \phi_i) - r_{i,F_1}^{-1} \phi_{F_1} - r_{i,F_2}^{-1} \phi_{F_2} + [(\chi_{i,F_1} \phi_{F_1} + \chi_{i,F_2} \phi_{F_2})(\phi_{F_1} + \phi_{F_2})]$ $- \chi_{F_1,F_2} \left(\frac{V_i^{vdw}}{V_{F_2}^P} \right) \phi_{F_1} \phi_{F_2} - \phi_i \phi_{F_2} \phi_{F_2} \left(\frac{d\chi_{i,F_2}}{d\phi_{F_2}} \right) - \phi_i \phi_{F_1} \phi_{F_2} \left(\frac{\partial \chi_{i,F_1}}{\partial \phi_{F_2}} \right)$ $- \phi_i \phi_{F_1}^2 \left(\frac{\partial \chi_{i,F_1}}{\partial \phi_{F_2}} \right) - \phi_i \phi_{F_2}^2 \left(\frac{\partial \chi_{i,F_1}}{\partial \phi_{F_1}} \right) - \left(\frac{V_i^{vdw}}{V_{F_2}^P} \right) \phi_{F_1} \phi_{F_2}^2 \left(\frac{\partial \chi_{F_1,F_2}}{\partial \phi_{F_2}} \right)$ $- \left(\frac{V_i^{vdw}}{V_{F_2}^P} \right) \phi_{F_1} \phi_{F_2}^2 \left(\frac{\partial \chi_{F_1,F_2}}{\partial \phi_{F_1}} \right) - \phi_i \phi_{F_1} \phi_{F_2}^2 \left(\frac{\partial \chi_{i,F_1,F_2}}{\partial \phi_{F_1}} \right) - \phi_i \phi_{F_1}^2 \phi_{F_2} \left(\frac{\partial \chi_{i,F_1,F_2}}{\partial \phi_{F_2}} \right)$ $- \chi_{i,F_1,F_2} \phi_{F_1} \phi_{F_2} (1 - 2\phi_i)$ <p>with χ_{i,F_1,F_2} being a ternary Flory-Huggins coefficient whose contribution can be neglected in the absence of a specific ternary complex in the solution</p>
Sorption of solute i in a polymer P	
Binary mixture	<p>$\ln \gamma_{i,P}^v(\phi_{i,P}, T) = 1 - \phi_{i,P} + \chi_{i,P}^{(T)}(1 - \phi_{i,P})^2$ (49)</p> <p>with $\chi_{i,P}^{(T)}$ being the Flory-Huggins interaction coefficient between i and P</p>
Tertiary mixture	<p>The activity coefficient in a wet polymer associated with a volume fraction of water ϕ_w, depends on the three pairs of Flory-Huggins coefficients, $\chi_{i,P}$, $\chi_{w,P}$ (water in dry P), $\chi_{i,w}$ (solute in water), as</p> $\ln \gamma_{i,P_{\text{wet}}}^v = (1 - \phi_i) - \phi_w \frac{\bar{V}_i}{\bar{V}_w} - (1 - \phi_i - \phi_w) \frac{1}{r_{i,P}} + (\chi_{w,i} \frac{\bar{V}_i}{\bar{V}_w} \phi_j + \chi_{i,P} (1 - \phi_i - \phi_w))(1 - \phi_i) - \chi_{w,P} \frac{\bar{V}_i}{\bar{V}_w} \phi_w (1 - \phi_i - \phi_w)$ <p>The corresponding Flory-Huggins interaction coefficient in a copolymer AB, $\chi_{i,(AB)}$, reads:</p> $\chi_{i,(AB)} = \chi_{i,A} \phi_A + \chi_{i,B} \phi_B - \chi_{AB} \phi_A \phi_B$ <p>Eq. 51 averages of all possible contacts between $i - A$ and $i - B$, where the term $\chi_{AB} \phi_A \phi_B$ represents the additional cohesion energy brought about by the interactions between A and B. It can be generalized to more complex copolymers while the contacts can be assumed perfectly random (i.e., no macro- or microphase separation)</p>

are discussed in (Nguyen et al., 2017b). Corrections derived from KB integrals and pair radial distributions are mainly required for compressible mixtures and large solutes, as shown in (Gillet et al., 2010). The term $n_{k \text{ around } i}^{\text{compressible}}$ captures the positional entropy reduction due to the specific arrangement between a large solute i and the solvent molecules.

4.3.2 Calculation of $\chi_{i,k}^T$ at Atomistic Scale

The calculation procedure of excess chemical potentials is summarized in **Figure 11**, with technical details given in Refs. (Gillet et al., 2009; Gillet et al., 2010; Vitrac and Gillet, 2010; Nguyen et al., 2017a; Nguyen et al., 2017b; Zhu et al., 2019a). The Flory-Huggins isotherm comprises a positional entropy term and an enthalpic term proportional to the extent of $\{\chi_{i,k}\}_{k=P,F}$. The first term is determined by the number of molecules k , which are displaced by the introduction of i assuming that the mixture is incompressible (first approximation) or compressible (from radial distribution). The second term is essentially enthalpic, but it also contains the non-positional entropic contribution capturing the fluctuations of the contacts between molecules.

Both properties can be studied by molecular modeling (packaging of molecules, pair interactions energies). The advantage of the approach is the capacity to extrapolate the results to arbitrary binary, ternary and quaternary composition. Aqueous and hydroalcoholic solutions have been specifically discussed in Ref. (Gillet et al., 2010).

Flory-Huggins coefficients $\{\chi_{i,k}\}_{k=P,F}$ are defined as the dimensionless mixing energy (enthalpy) in excess relative to pure compounds; it is defined for polymers ($k = P$) and liquids ($k = F$):

$$\chi_{i,k}^{(n_k,T)} = \frac{\langle h_{i+k}^{n_k} \rangle_T + \langle h_{k+i}^{n_k} \rangle_T - \langle h_{k+k}^{n_k} \rangle_T - \langle h_{i+i} \rangle_T}{2RT} \text{ for } k = P, F, \quad (36)$$

where $\langle X \rangle_T$ represents an ensemble-average of X , n_p is the length used in the approximation of the polymer and $n_F = 1$.

In agreement with the original Flory approximation, enthalpies $\langle h_{A+B} \rangle_T$ are estimated by summing energies of contact ϵ_{AB} when B is contacting the seed molecule A. $\langle h_{B+A} \rangle_T$ represents the same energy when B is used as a seed molecule. In practice, ϵ_{AB} is calculated by choosing an orientation randomly for the contact molecule and by

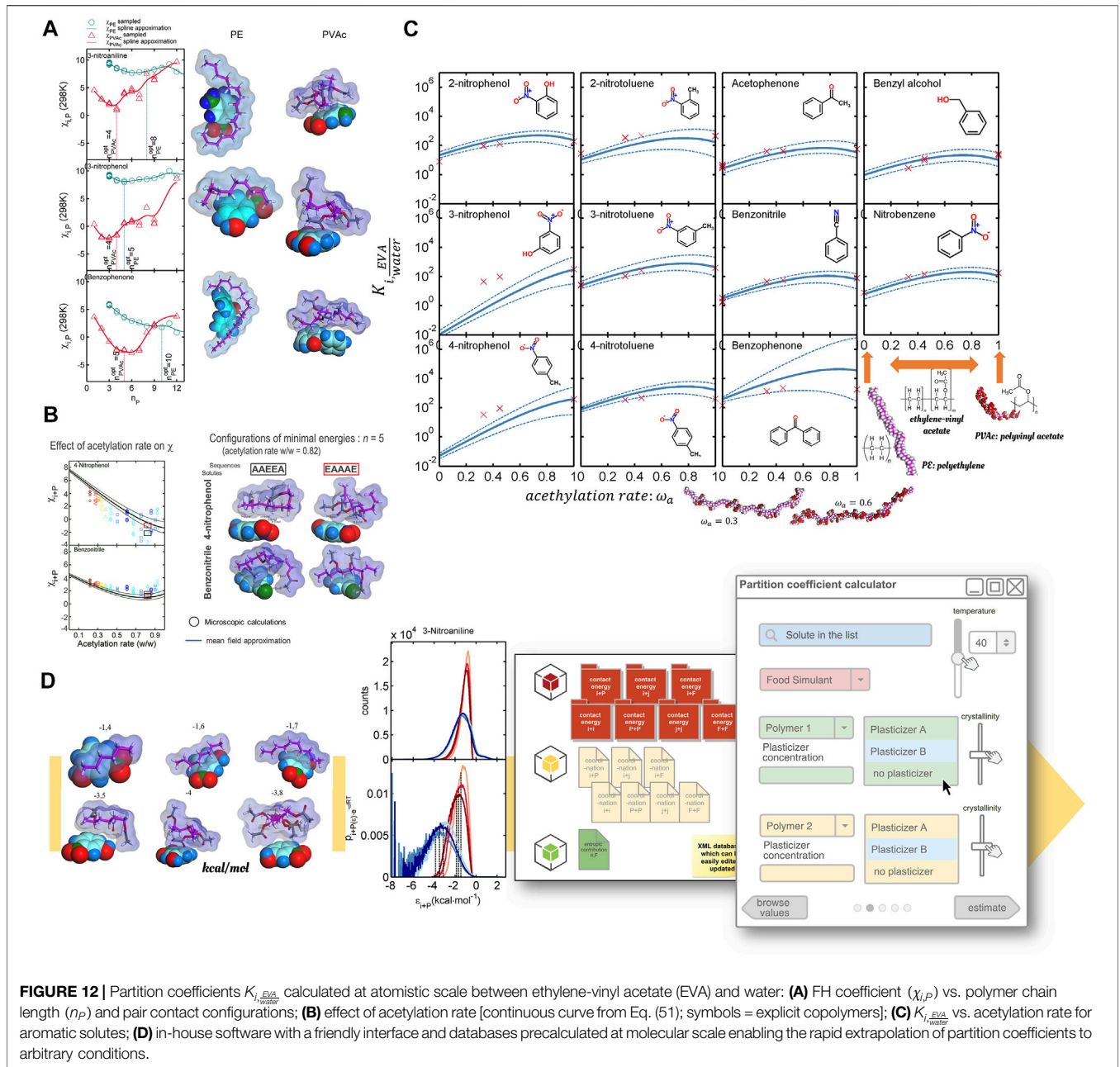


FIGURE 12 | Partition coefficients $K_{i,EVA/water}$ calculated at atomistic scale between ethylene-vinyl acetate (EVA) and water: **(A)** FH coefficient ($\chi_{i,P}$) vs. polymer chain length (n_p) and pair contact configurations; **(B)** effect of acetylation rate [continuous curve from Eq. (51); symbols = explicit copolymers]; **(C)** $K_{i,EVA/water}$ vs. acetylation rate for aromatic solutes; **(D)** in-house software with a friendly interface and databases precalculated at molecular scale enabling the rapid extrapolation of partition coefficients to arbitrary conditions.

translating it along a random line until at least one point of contact is established between the van der Waals surfaces of the contact and seed molecules. The process is repeated for all conformers and stereoisomers considered. Finally, h_{A+B} is estimated as the product of contact energies and the number of neighbors z_{AB} (number of B molecules surrounding A):

$$\langle h_{A+B} \rangle_T = \langle n_{cooperative} z_{AB} \epsilon_{AB} \rangle_T \approx n_{cooperative} \langle z_{AB} \rangle \langle \epsilon_{AB} \rangle_T. \quad (37)$$

Equation 37 assumes that ϵ_{AB} and z_{AB} are statically independent (zero covariance). For polymers, the property of independence is achieved with a large enough n_p value so that the surface of contact of the polymer is independent of

the length of the considered polymer. The main advantage of the whole approach is that there is no need to represent entanglements in the polymer and free-volume. The shape of the backbone of an infinitely long chain with shorter oligomers prevents head and tail atoms from coming in contact with any van der Waals surface. Cooperative hydrogen bonding is captured by using a value of $n_{cooperative}$ greater than one. The latent heat of vaporization of water can be correctly approximated by $\langle h_{water+water} \rangle_T$ using a value of $n_{cooperative}$ different to unity. This value depends on the type of forcefield used to simulate water. As an example, the rigid water model governed by the TIP4P

forcefield gives an acceptable value with $n_{cooperative} = 1$ whereas $n_{cooperative} = 4$ is required with the same forcefield but using three-point charges (forcefield TIP3P). The number 4 reinforces in this case that any water molecule is on average involved in 4 hydrogen bonds of similar strength.

Contact energies are calculated irrespective of any temperature consideration. The effect of temperature is recovered by weighting the distribution of contact energies with the Boltzmann factor $B(\epsilon)$:

$$\langle \epsilon_{AB} \rangle_T = \frac{\int_{-\infty}^{+\infty} pr(\epsilon)B(\epsilon)\epsilon d\epsilon}{\int_{-\infty}^{+\infty} pr(\epsilon)B(\epsilon)d\epsilon} \text{ with } B(\epsilon) = \exp(-\epsilon/(RT)). \quad (38)$$

At the expense of calculating two integrals, Eq. 38 can be used to estimate $\chi_{i,k}^{(n_k, T)}$ at several temperatures. Conformers need to be generated so that they represent their conformations (radial distribution, constraints of torsion) in the corresponding condensed phase. In practice, they are sampled from molecular dynamics simulations of the equivalent condensed phase.

4.3.3 Examples

The whole approach is versatile and can cover a large number of situations, as exemplified in **Figure 12**. The study detailed in Ref. (Lu et al., 2008) shows that partition coefficients between a random copolymer material and water are determined for a broad range of organic solutes and isomers. Conventional group methods, such as solubility parameters, drop important molecular details such as structural isomerism, stereoisomerism, tacticity, pattern order, and local chain composition. The examples from Ref. (Nguyen et al., 2017b) show how the calculations can be done inexpensively from homopolymers and then subsequently extended to copolymers (**Figure 12A**) via Eq. 51 or calculated directly on copolymers (**Figure 12B**). The results are similar For genuinely random copolymers, and Eq. 51 averages all microscopic contacts, including specific hydrogen bonding, satisfactorily. Nevertheless, mixtures of homopolymers must be considered differently by averaging the energy of mixing and not contact energies, as discussed in the supplementary information of Ref. (Nguyen et al., 2017b).

By combining atomistic calculations with Eq. 35, partition coefficients were calculated continuously as a function of the polymer's acetylation rate. Acetate groups were assumed randomly distributed along the chain. Confidence intervals represent the uncertainty in the convergence of averages with minimum covariances (**Figure 12C**). Extensive sampling of pair configurations (from several hundred million to several hundred billion) facilitates identifying specific interactions between chemicals. Boltzmann-weighted ensemble averaging (Canonical ensemble) makes it possible to extrapolate sampled results to different temperatures. The only condition is that the conformations of tested conformers remain representative of the state of each component in the mixture. For production, results can be tabulated (sampled pair contact energies, coordination numbers, specific volumes, etc.) and stored for

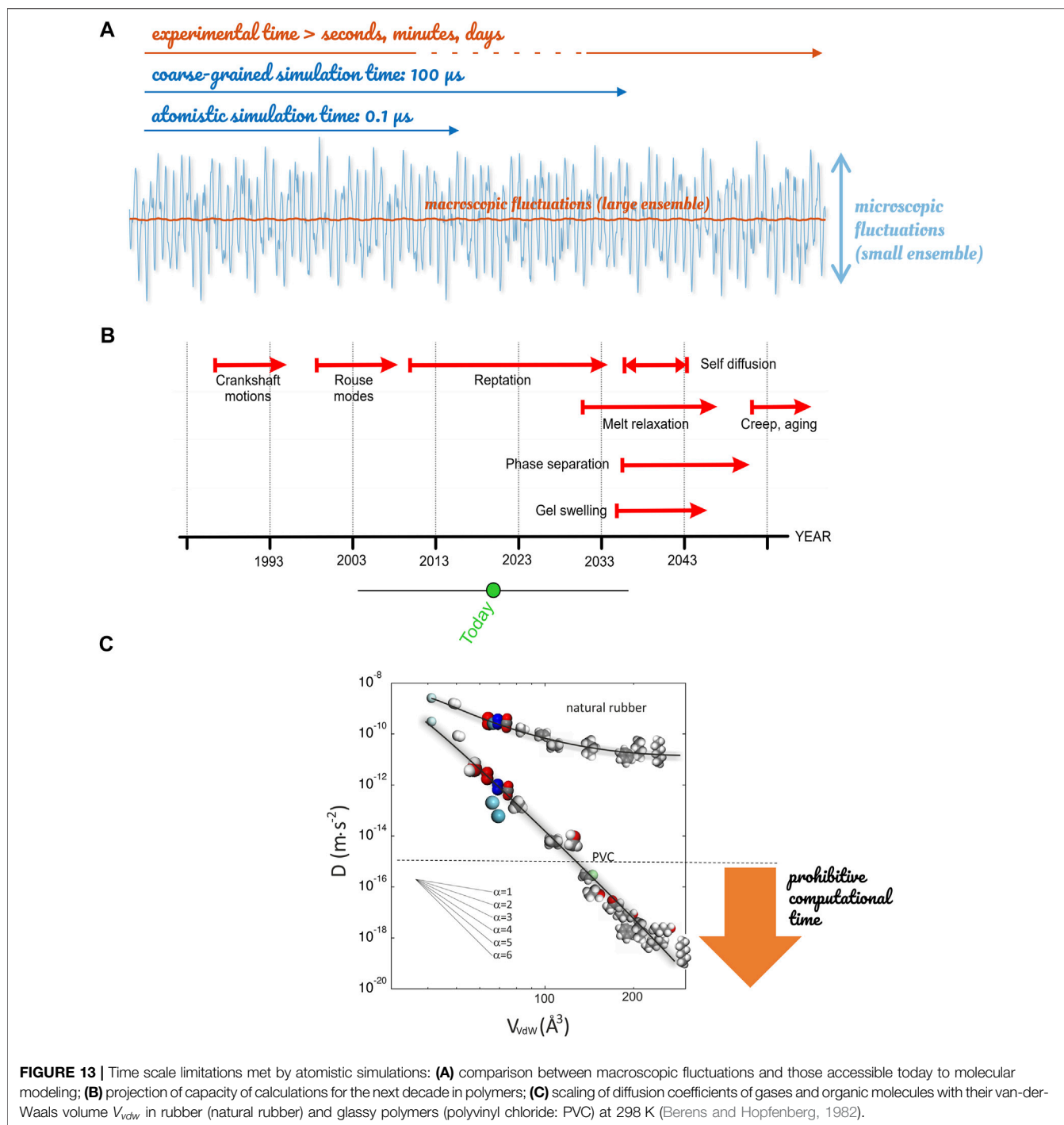
future use. **Figure 12D** shows the prototype of an in-house software used to calculate partition coefficients between arbitrary plastic materials and food simulants. The calculation procedure is predictive for any organic solute without net charge and prediction errors in the same range as experimental errors. The applicability to food constituents has been tested successfully for starch-water mixtures at rubber state, as met during deep-frying (Nguyen et al., 2017a).

4.4 Free-Volume Theory of Diffusion

4.4.1 Why do We Still Need Theory Instead of Brute Force Calculations?

The concept of free volume is fundamental to liquids and amorphous polymers. Free volumes are defined as the free space between molecules or chain segments; they control important properties of amorphous phases such as their glass transition temperature, their thermal expansion, and their transport properties (White and Lipson, 2016). The law of Stokes-Einstein predicts diffusion coefficients in fluid phases, which are proportional to 1) temperature, 2) the reciprocal viscosity of the liquid, and 3) the reciprocal diameter of the solute. The hydrodynamics theory behind the Stokes-Einstein relationship is, however, not sufficient to illuminate the activation of diffusion by temperature. Indeed, the fluidity (the reciprocal viscosity) or equivalently the friction coefficient is also activated by temperature. Besides, the theory falls short of explaining the extreme mass dependence of diffusivities as observed in amorphous polymers (gels, thermoplastics, thermosets). Although diffusion at constant volume requires a little activation, $k_B T$, the cooperation of many degrees of freedom in the host environment is needed to induce the translation of gases or organic solutes larger than surrounding rigid segments. Thermal expansion of van-der-Waals liquids and rubber polymers (ca. 0.1% every 10°C in polyethylene) is the dominant cause of the acceleration of the diffusion in these phases and not directly temperature.

Figure 13 justifies that molecular modeling alone cannot address today all aspects of the mechanism of diffusion for molecules larger than voids in cohesive systems (glasses, entangled polymers). There are two limitations. Firstly, the relaxation modes of entangled polymers or liquids at glassy state cannot be simulated at atomistic scale, as decorrelation times are not accessible to brute force calculations before the next decade. Secondly, large molecules do not translate as a single rigid unit but proceed by small reorientations of internal subunits. A macro-state jump of the center-of-mass succeeds on distances larger than the gyration radius of the diffusant involves, therefore, a large collection of micro-state reorientations. We thought falsely that coarse-graining applied to both the diffusant and the surroundings could alleviate previous time scale limitations. But, because the coarse-graining process removes important atomistic details governing the rate of translation of real diffusants, it created artifacts instead. Log-term molecular dynamics up to 0.06 ms did not succeed in reproducing the strong mass dependence observed at solid-state, as discussed in Ref. (Durand et al., 2010). Heterogeneous dynamics were replaced by smoother ones



consistently with Rouse modes observed at molten state when the entire chain of the polymer can translate instead of small segments at solid-state. For example, the displacements of hydrogen atoms along the polyethylene chain control the diffusion rate of helium. In contrast, the shaft motions of connected rigid monomers (-CH₂=CH₂-) govern the translation of methane (CH₄). Larger molecules require

activating the relaxation of several polyethylene segments, causing hops to span over a broad range of time scales, as previously discussed in **Section 3.2.2**.

4.4.2 Theory of Vrentas and Duda and its Extensions
 Free-volume theory and its extensions, shown in **Figure 14**, offer an elegant framework to address the problem of many

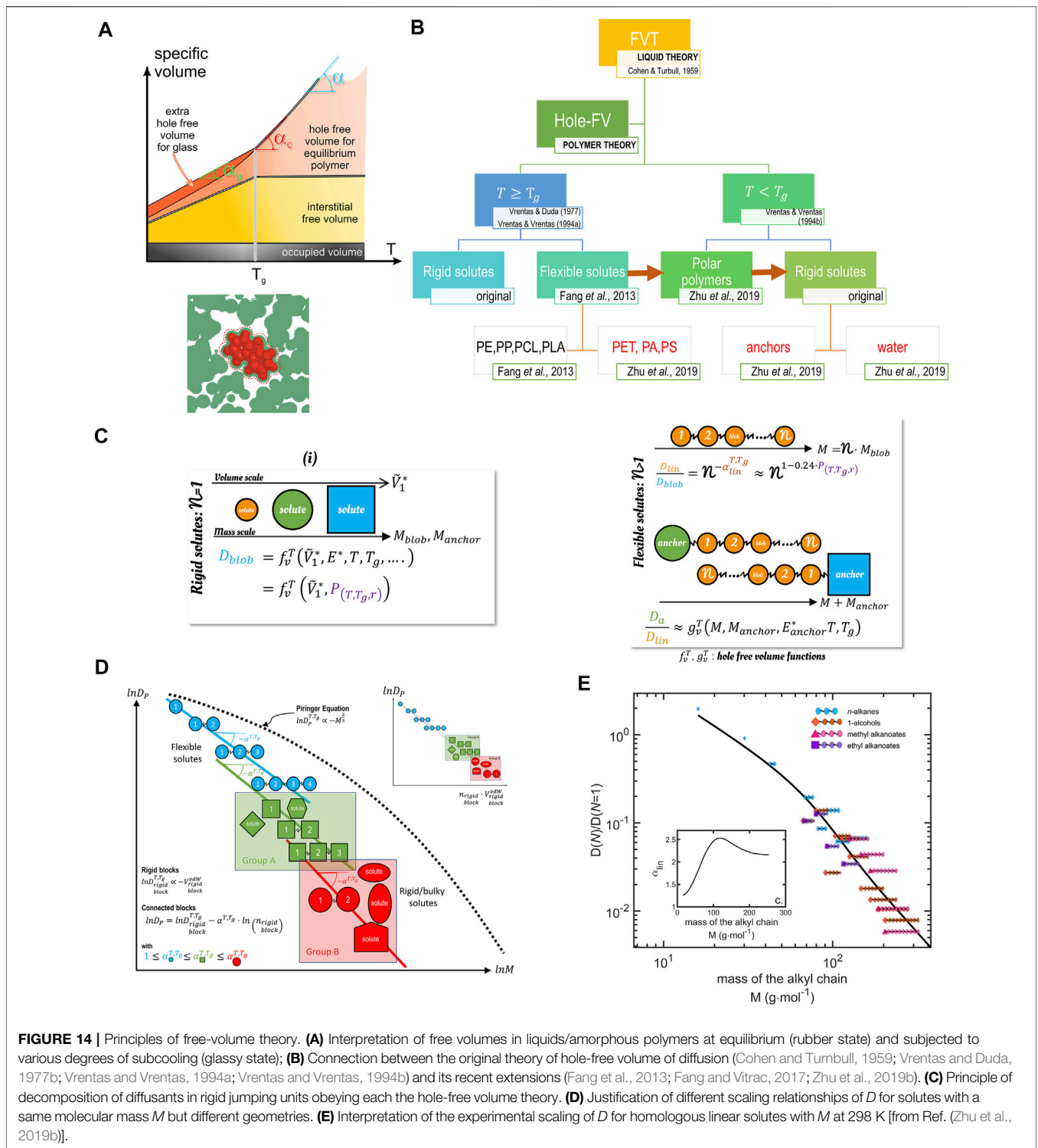
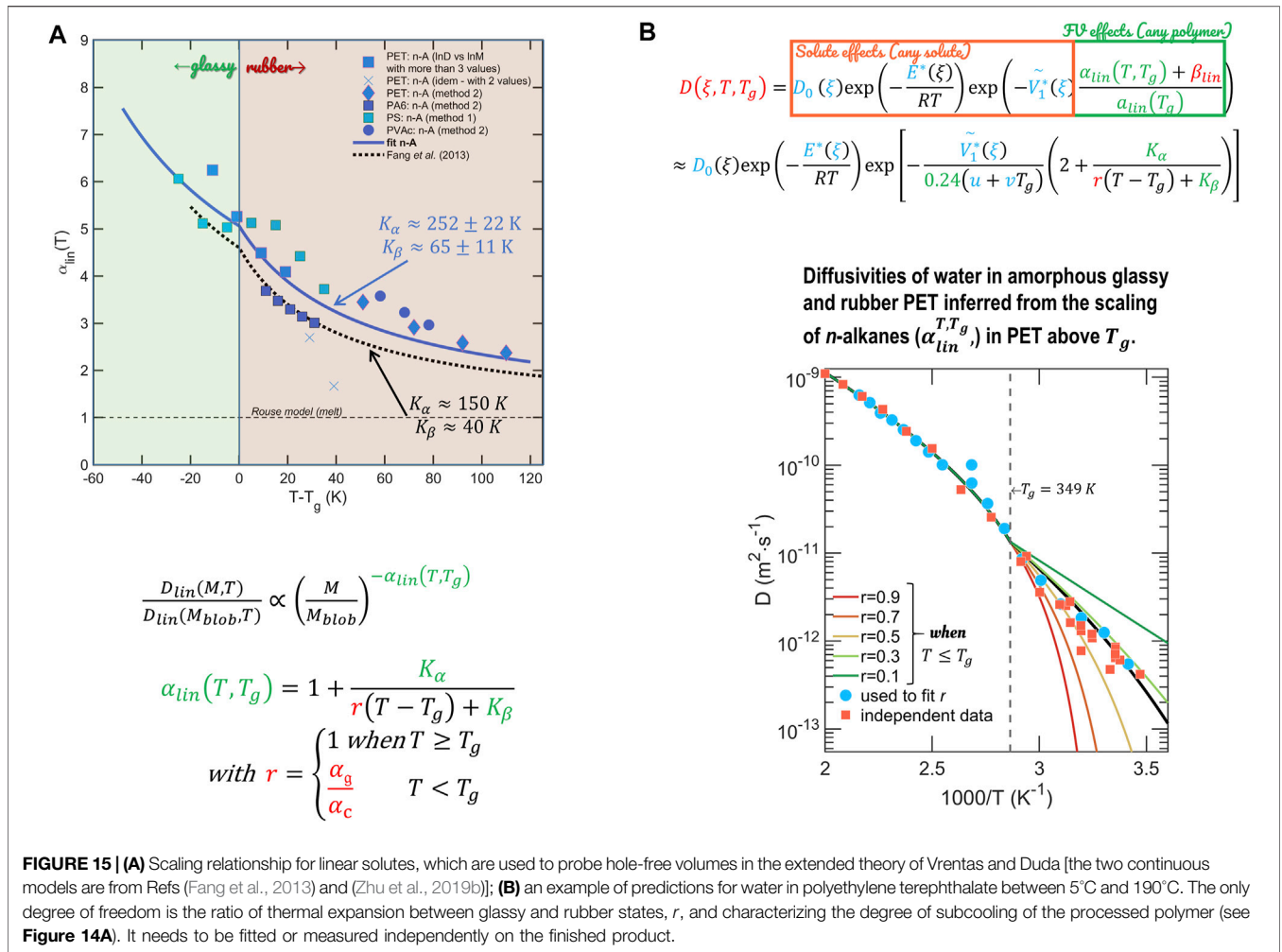


FIGURE 14 | Principles of free-volume theory. **(A)** Interpretation of free volumes in liquids/amorphous polymers at equilibrium (rubber state) and subjected to various degrees of subcooling (glassy state); **(B)** Connection between the original theory of hole-free volume of diffusion (Cohen and Turnbull, 1959; Vrentas and Duda, 1977b; Vrentas and Vrentas, 1994a; Vrentas and Vrentas, 1994b) and its recent extensions (Fang et al., 2013; Fang and Vitrac, 2017; Zhu et al., 2019b). **(C)** Principle of decomposition of diffusants in rigid jumping units obeying each the hole-free volume theory. **(D)** Justification of different scaling relationships of D for solutes with a same molecular mass M but different geometries. **(E)** Interpretation of the experimental scaling of D for homologous linear solutes with M at 298 K [from Ref. (Zhu et al., 2019b)].

correlations between the translation of the center-of-mass of the solute and the displacements of the surrounding molecules or segments theoretically. Using theory instead of brute force calculations removes restrictions on solute size and the distance to the glass transition temperature T_g . The mean-field approximation accepts a rapid parameterization

from simple geometry calculations on conformers and solute self-diffusion coefficients determined experimentally or by molecular modeling. By assuming that the translation of a solute is only possible if the free volume fluctuation is larger than a critical volume \tilde{V}^* , D is obtained by superimposing all the translation modes for $V \geq \tilde{V}^*$, one gets



$$D(\hat{V}^*) = \int_{\hat{V}^*}^{+\infty} p(v)D(v)dv. \quad (39)$$

The idea behind **Eq. 39** initially postulated by Cohen and Turnbull (Cohen and Turnbull, 1959) is that a diffusivity may exist for each type of free volume. We could imagine that all molecules do not translate at the same time to the same fluctuations of free volumes. In the original theory, volumes are expressed in excess of an irreducible volume at a critical temperature T_{cr} :

$$V_f = V(T_{cr}) \left(\exp \left(\int_{T_{cr}}^T \alpha(T) dT \right) - 1 \right), \quad (40)$$

where $\alpha(T)$ is the coefficient of thermal expansion of the fluid. This hypothesis is not realistic in the case of polymers, because the redistribution of interstitial free volumes is associated with relaxation of the polymer chain and thus with very high activation energies (Watanabe, 1999). Vrentas and Duda (Vrentas and Duda, 1977a; Vrentas and Duda, 1977b) removed the objection

by arguing that only one hypothetical fraction of free volumes contributed to diffusion; they called it hole-free volumes (hFV). Such theoretical volumes would be redistributed within the polymer without a specific energy barrier. The authors consolidated their theory and arguments during the following 2 decades (Vrentas and Vrentas, 1998). The final theory connects self-diffusion coefficients with mutual and trace diffusion coefficients in liquids and polymers at glassy and rubber states. The canonical formulation for a rigid solute in a rubber polymer at infinite dilution reads [see Ref. (Vrentas and Vrentas, 1998) for details]:

$$D = D_0 \exp \left(-\frac{E^*}{RT} \right) \exp \left(-\xi \frac{\hat{V}_2^*}{\bar{V}_{FH_2}/\gamma_2} \right) \quad (41)$$

$$= D_0 \exp \left(-\frac{E^*}{RT} \right) \exp \left(-\xi \frac{\gamma_2 \hat{V}_{22}^*}{K_{12}(T-T_g + K_{22})} \right),$$

where $\xi \hat{V}_2^*$ is the critical hFV to induce a translation; $\bar{V}_{FH_2}^*$ is the critical hFV available for the solute (1) and the polymer (2). ξ is the ratio between the critical volumes of the jumping units of the solute and the polymer.

Because all the parameters can be inferred from quantities independent of the diffusion coefficients or simulated by molecular modeling, it is a predictive and consistent theory from first principles and with Boltzmann statistics. The theory has been later extended (Fang et al., 2013; Fang and Vitrac, 2017; Zhu et al., 2019b) to cover flexible molecules and not only rigid solutes. Earlier mechanisms were kept, a rigid segment can translate or reorient when a void of matching the size of the rigid pattern (blob) opens during redistribution (Fang et al., 2013). The dynamics of the center of mass corresponding to several connected segments is particularly complex as all blobs cannot translate at once. This mechanism was studied by molecular dynamics and mapped onto quantum oscillators to correct the probability of each microstate. The new description predicted successfully that organic solutes (aromatic, aliphatic) in solid polymers would translate with all rigid segments blocked except one. With the help of mode coupled theory, all hFV-related effects were recast in the behavior of linear probes and more specifically in the scaling exponent, α_{lin} relating D with the number of connected blobs, as $D \propto M^{-\alpha_{lin}}$ (Zhu et al., 2019b):

$$\alpha_{lin}(T, T_g) \approx 0.24 \frac{\gamma_2 \hat{V}_2^*}{\hat{V}_{FH2}^*(T, T_g)} = 0.24 \frac{\gamma_2 \hat{V}_2^*}{K_{12}} \frac{1}{K_{22} + T - T_g}. \quad (42)$$

The revised hFV theory is equipped to capture diffusivities in rubber and glassy polymers of any solute consisting of one single blob or of many blobs of the same size or not, symmetric or not. **Figure 15** provides the practical formula and scaling curves valid for 12 polymers (representing the following polymer families: polyolefins, polyesters, polyvinyls, and polyamides). An example of predictions is shown for water in polyethylene terephthalate (PET). The results are remarkable as PET is a polymer, which represents one-third of all food packaging materials; it is the only polymer that can be recycled for food contact so far, and no free-volume theory has been previously published for this polymer. Calculations of the shelf-life of beverages based on diffusion coefficients and sorption isotherms are presented in Ref. (Zhu et al., 2019c).

5 GUIDELINES FROM A MICROSCOPIC PERSPECTIVE

Diffusive or dispersive phenomena have an entropic origin; they are therefore everywhere and characterize the propensity of matter to separate under the effect of thermal agitation. In foods, they are affected by food structure, free volumes, and molecular interactions. The concepts of entropy (thermal, configurational, conformational) are introduced frugally in continuum mechanics via the selection of constitutive laws next to the conservation laws. These constitutive laws are first or second-order approximations of more complex microscopic descriptions, whose complexity is generally reduced to an apparent diffusivity. In the context of food and food packaging, effective diffusivities can range from 10^{-3} to $10^{-19} \text{ m}^2 \cdot \text{s}^{-1}$. This section reviews the strategies for estimating them by

adopting a microscopic and mechanistic perspective. The first guidance uses a classification of diffusive phenomena to choose between spatial and temporal homogenization and to suggest a technique. Most concepts are flexible and can be adapted to the phases, domains, species, scales, dimensions, and coupling involved. The second guidance illustrates how apparent radial forces as real as osmotic forces can emerge from microscopic descriptions to describe large classes of entropy-driven problems. This introductory example offers an invitation to discover a highly active research field aiming to understand and control microscopic phenomena.

5.1 Mechanism-Based Strategies to Use and Derive Effective Diffusivities

Analyzing transport properties in foods at all scales at once is either intractable or useless due to the inherent variability of the biological matter. By contrast, replacing microscopic and molecular composite effects with effective diffusivities for relevant geometry domains (skin, crust, core, packaging layer, etc.) allows the use of generic multiphysics simulation software. They are not developed for food products and processes and use continuum mechanics to resolve coupled transfer equations. By repeating the simulations for different property values corresponding to different compositional and structural effects, macroscopic properties of processed foods (e.g., barrier or shelf-life performances) can be related to microscopic or molecular ones and possibly adjusted to reach the desired target. When the properties cannot be tabulated in advance, the effective properties need to be updated regularly. Parallel computing and client-server architecture (usually available in commercial packages) facilitate the development of hierarchical modeling between scales. A whole framework so-called *FMECAengine 3D* has been developed by us with combine three main loops: one on microscopic properties so-called [E]valuation, a second one [D]ecision devoted to 3D at the macroscopic scale, and a final one [R]esolve relying on multicriteria optimization with microscopic properties as free parameters and product characteristic as goals [see (Zhu et al., 2019c)].

The choice of the appropriate local and global levels, where the equivalent diffusivity is calculated and valid, respectively, remains a challenge. Intuitively, one might think that the smallest level would require the least computational effort (e.g., fastest mixing or decorrelation), but this does not consider the cost of refined details. For most problems, temporal and spatial problems are very intertwined. The chief question is which variable needs absolutely to be considered continuous. As a rule of thumb, it is preferable to consider continuous in-time representations when energy barriers control long waiting time distributions. The following example will show that considering time and space continuous requires introducing proper probability measures. Indeed, what is the probability of two particles moving randomly to meet in diluted regime over a given duration? When a collection of particles are considered, the many interactions problem (collisions are very likely) removes the need for detailed space-time statistics as soon as the density and packaging are well reproduced.

TABLE 6 | Homogenization type for a selection of diffusion-controlled phenomena.

Homogenization type	Scale	Contribution on diffusion-controlled phenomena	Methodology of study	Cross-references
Long-time homogenization ("first hit")	Molecular	<ul style="list-style-type: none"> • contribution of concerted motion in solutes on diffusivities • contribution of solute-environment hydrogen bonds on activation energies • reorientation and rotational diffusion • diffusion-controlled crystallization or melting 	Atomistic molecular dynamic simulations (all atoms or united atoms)	Overview in Section 3.2.1 , Section 4.2 , Figure 3 , Figure 8
	Supramolecular	<ul style="list-style-type: none"> • release or trapping of solutes • rate of approach of two reagents • hysisorption on surfaces • coalescence • order-disorder transition • diffusion in 2d objects (layers, micelles, liposomes) 	Coarse-grained molecular dynamics simulations, Kinetic Monte-Carlo	Overview in Section 3.2.2 , Section 4.2 , Figure 4 , Figure 9
	Microscopic	<ul style="list-style-type: none"> • Brownian motions in crowded systems (glass behavior) or in correlated media • trapped liquids (topological restrictions) • phenomena subjected to thresholds (adhesion, flow) • packed-unpacked transitions • diffusion in Knudsen regime in one single pore/capillary • diffusion in emulsified systems with a gradient of chemical affinity • diffusion involving a devolatilization or an evapo-condensation • transport of nanoparticles in relationship with external stresses and strains 	Kinetic Monte-Carlo, Langevin dynamics	Overview and examples in Section 3.2.3 , Section 3.2.4 , Figure 5 , Figure 6
Spatial-homogenization ("space averaging")	Microscopic	<ul style="list-style-type: none"> • diffusion around inert obstacles • solubilization-diffusion across multiple parallel layers (core-shell, stacks) • diffusion in materials with preferred orientations • diffusion with reactions or transport 	Volume averaging or spatial homogenization	Theory in Section 2.1 , Section 2.2 , Figure 2
Hybrid-homogenization	Molecular and supramolecular	<ul style="list-style-type: none"> • effect of local composition on diffusivities (mutual component diffusion) • mutual diffusion • electrolyte diffusion • mixing of miscible species • diffusion coupled with slow relaxation, reactions 	Hybrid modeling coupled to theory	Overview and examples in Section 3.1 , Section 4.3 , Section 4.4 , Figure 12 , Figure 13 , Figure 14 , Figure 15
	Microscopic	<ul style="list-style-type: none"> • percolation in biological, fractal, porous systems • mutual diffusion in polyphasic systems • diffusion associated with osmotic effects • diffusion coupled with non-linear sorption isotherms 	First passage algorithm	Overview and examples in Section 2.3 , Section 2.4 , Section 3.1 , Section 3.2.4 , Figure 6

As general guidance, we propose a balance by separating problems above and below the thermodynamic limit (see **Figure 1B**). **Table 6** lists practical strategies to extract effective diffusivities from poor selective mechanisms such as viscous flow, bulk, and Knudsen, surface diffusion to very selective ones such as molecular sieving, capillary condensation, diffusion solubility. Above the thermodynamic limit, diffusion phenomena are self-similar, but scaling remains particularly difficult to predict in the presence of multiple domains, components, or coupling with other driving forces. Below the thermodynamic limit, the many interactions with components, interfaces, and phases may delay the convergence dramatically to the thermodynamic limit and lower diffusivities.

5.2 An Analytical Example of How to Treat Microscopic Mechanisms of Diffusion With Radial Forces

Spatial heterogeneities and viscoelastic relaxation are examples preventing the time and length scales from being separable. They appear in various diffusive phenomena ranging from dissolution to bubble growth. At the microscopic scale, relating the diffusive behavior to the composition gradient as driving forces becomes rapidly impractical. Concentration fields frequently fluctuate due to morphological details (e.g., obstacles, disorder, correlation, network dead-ends), thermodynamic effects (supersaturation, sorption, crystallization ...) and external coupling (osmotic effects, swelling, shear, flow, Marangoni convection). All dispersive phenomena share a common feature: the position and velocity of individual particles cannot be known for sure. The behavior of a single particle can be described in terms of probability density functions in the laboratory-fixed coordinates (via the Fokker-Planck equation) or in a Lagrangian reference frame (via the Langevin equation). However, some concepts are more adapted than others to describe certain phenomena such as order-disorder transitions (mixing, melting, solubilization, elastic behavior). The concept of radial force is one of them and can be deduced from the representation of entropy in statistical mechanics (Neumann, 1980; Roos, 2014).

In the food context, radial forces can be naturally derived and from the differentiation of the chemical potential of one single particle (atom, blob, molecule, fluid volume, colloidal particle), denoted $\mu_{1,r}^{\Delta r}$, by assuming that it is located within a spherical shell of radius r and thickness Δr . For an eventually non-ideal mixture [see the discussion in Ref. (Krishna and Wesselingh, 1997)] and **Eq. 39** in Ref. (Zhu et al., 2019a), the magnitude of the radial force reads for each particle:

$$f_r = -\left. \frac{\partial \mu_{1,r}^{\Delta r}}{\partial r} \right|_T = \Gamma_1 \frac{k_B T}{\rho_{1,r}^{\Delta r}} \left. \frac{\partial \rho_{1,r}^{\Delta r}}{\partial r} \right|_T = \Gamma_1 \frac{2k_B T}{r}, \quad (43)$$

where $\rho_{1,r}^{\Delta r} = 1/(4\pi r^2 \Delta r)$ is the density of one single particle in the shell and $\Gamma_1 = 1 + \left. \frac{\partial \ln \gamma_1^v}{\partial \ln \phi_1} \right|_T$ is the thermodynamic factor associated with scaling the activity coefficient γ_1^v with the volume fraction ϕ_1 .

From **Eq. 43**, all displacements of species due to chemical potentials (without external forces) can be associated with a radial and centrifugal force with an average magnitude proportional to the reciprocal distance between the source and recipient regions. Conventional descriptions of random walks are recovered by equilibrating f_r with the viscous drag $\zeta_1 \frac{d\langle r \rangle}{dt}$ associated with the friction coefficient $\zeta_1 = \frac{k_B T}{D_1}$, where D_1 is the local diffusivity. Integrating the force balance in spherical coordinates leads to the following differential equation:

$$2\Gamma \left\langle \frac{1}{r} \right\rangle = \frac{1}{D_1} \frac{d\langle r \rangle}{dt}. \quad (44)$$

Equation 44 is locally valid for any particle following a random walk in a medium governed by D_1 and Γ_1 . Its integration can be carried out either using Monte-Carlo sampling or with analytical solutions of the probability density function p_r , which gives the probability that a particle colliding with its environment reaches a distance between r and $r + dr$ during t . For an isotropic, uniform, and infinite medium, the distribution has a Gaussian form:

$$p(r, t) = \frac{4r^2}{\sqrt{\pi} \sigma(t)^3} \exp \left[-\left(\frac{r}{\sigma(t)} \right)^2 \right], \quad (45)$$

where σ is the mode of the distribution (likeliest value of r), $\langle r \rangle = \frac{2}{\sqrt{\pi}} \sigma$, $\langle r^2 \rangle = \frac{3}{2} \sigma^2$, $\left\langle \frac{1}{r} \right\rangle = \frac{2}{\sqrt{\pi}} \frac{1}{\sigma}$. **Eq. 44** becomes:

$$\sigma(t) d\sigma(t) = 2\Gamma D_1 dt, \quad (46)$$

with the unique solution $\sigma^2 = 4\Gamma D_1 t$ or equivalently $\langle r^2 \rangle = \frac{3}{2} \sigma^2 = 6\Gamma D_1 t$, which is the same as the Einstein equation for a free random walk for $\Gamma = 1$.

The approach is very general and can be applied to any particle and pair of particles (gel junction, particles representing an interface or an ordered phase) with the addition of proper forces (Coulombic, surface tension, rubber elasticity). In the general case, the distribution is unknown, but it is the most probable distribution maximizing entropy (or the amount of missing information). It can be derived by invoking the central limit theorem or from more straightforward rules. For any finite region divided into cells, the probability of reaching each cell on the long term is proportional to the cell volume divided by the local activity coefficient with a normalization, which depends on the distance to the neighboring regions as shown in Ref. (Vitrac and Hayert, 2020).

6 CONCLUSION AND PERSPECTIVES

This article tries to propose some generic recipes for those who want to get into the “mathematical cooking” of food products. The core of the methods consists in presenting how chemical structural information, cell structure and possibly phase organization can be encoded in a coherent mathematical scheme that can be used with classical simulation software at the scale of continuous media. The main tool is the asymptotic analysis. Depending on the importance of the

thermodynamic contribution, it must be applied to space or time dimensions. The available computing power necessarily limits the possibilities of prediction and extrapolation but the bricks of a rigorous construction are illustrated. They already offer a significant progress in a context where few properties have been tabulated on raw materials and foods during processing. Indeed modeling and simulation in food is a generally overused term because it means both a descriptive mathematical model and a mechanistic model that can be used to extrapolate, generalize, or even imagine new food products. But the properties are missing at fine scale and the goals can be multifaceted (nutritional, sensorial, cooking behavior, shelf life, health, environmental, etc.). Cooking, drying, freezing and packing food on a computer does not seem very appealing, but the ingredients are there this time. The substances, the macromolecules, the processing conditions can be included in the multi-scale modeling scheme. Not everything can be solved yet, but great steps have been taken in recent years: interactions with models from other disciplines, continuous increase of computing power, many open-source calculation codes, new high-throughput 3D reconstruction tools, more food examples, a better acceptance of model predictions by authorities. The framework is there; now, we must imagine what we can do with the available tools and imagine the new

tools we would need for food. We miss quantum methods for foods; they would be beneficial for understanding the complex biochemical reactions that occur during food processing: production of allergens, toxic compounds, depletion of compounds of nutritional interest, digestion, and toxicology of food constituents. This article was written during the Covid-19 pandemic; molecular modeling has been proposed and is in the process of understanding how this new virus works. These new models give us hope that food construction and deconstruction rules can be reviewed very soon.

DATA AVAILABILITY STATEMENT

The original contributions presented in the study are included in the article/Supplementary Material, further inquiries can be directed to the corresponding author.

AUTHOR CONTRIBUTIONS

All authors contributed on data acquisition and treatment. OV contributed on the redaction of the article. The two others authors contributed to the proofreading.

REFERENCES

- Achir, N., Vitrac, O., and Trystram, G. (2010). Direct Observation of the Surface Structure of French Fries by UV-VIS Confocal Laser Scanning Microscopy. *Food Res. Int.* 43, 307–314. doi:10.1016/j.foodres.2009.10.004
- Arrieta-Escobar, J. A., Bernardo, F. P., Orjuela, A., Camargo, M., and Morel, L. (2019). Incorporation of Heuristic Knowledge in the Optimal Design of Formulated Products: Application to a Cosmetic Emulsion. *Comput. Chem. Eng.* 122, 265–274. doi:10.1016/j.compchemeng.2018.08.032
- Auriault, J.-L., and Lewandowska, J. (1997). Effective Diffusion Coefficient: From Homogenization to Experiment. *Transport in Porous Media* 27, 205–223. doi:10.1023/a:1006599410942
- Baer-Dubowska, W., Bartoszek, A., and Malejka-Giganti, D. (2005). *Carcinogenic and Anticarcinogenic Food Components (Chemical and Functional Properties of Food Components Series)*. Boca Raton, FL: CRC Press.
- Bansal, H. S., Takhar, P. S., and Maneerote, J. (2014). Modeling Multiscale Transport Mechanisms, Phase Changes and Thermomechanics during Frying. *Food Res. Int.* 62, 709–717. doi:10.1016/j.foodres.2014.04.016
- Battiato, I., Ferrero V, P. T., O' Malley, D., Miller, C. T., Takhar, P. S., Valdés-Parada, F. J., et al. (2019). Theory and Applications of Macroscale Models in Porous Media. *Transp Porous Med.* 130, 5–76. doi:10.1007/s11242-019-01282-2
- Bazilian, M., Rogner, H., Howells, M., Hermann, S., Arent, D., Gielen, D., et al. (2011). Considering the Energy, Water and Food Nexus: Towards an Integrated Modelling Approach. *Energy Policy* 39, 7896–7906. doi:10.1016/j.enpol.2011.09.039
- Ben-Naim, A. (1977). Inversion of the Kirkwood–Buff Theory of Solutions: Application to the Water–Ethanol System. *J. Chem. Phys.* 67, 4884–4890.
- Berens, A. R., and Hopfenberg, H. B. (1982). Diffusion of Organic Vapors at Low Concentrations in Glassy PVC, Polystyrene, and PMMA. *J. Membr. Sci.* 10, 283–303. doi:10.1016/s0376-7388(00)81415-5
- Bernardo, F. P., and Saraiva, P. M. (2015). A Conceptual Model for Chemical Product Design. *Aiche J.* 61, 802–815. doi:10.1002/aic.14681
- Birru, W. A., Warren, D. B., Han, S., Benameur, H., Porter, C. J. H., Poutou, C. W., et al. (2017a). Computational Models of the Gastrointestinal Environment. 2. Phase Behavior and Drug Solubilization Capacity of a Type I Lipid-Based Drug Formulation after Digestion. *Mol. Pharmaceutics* 14, 580–592. doi:10.1021/acs.molpharmaceut.6b00887
- Birru, W. A., Warren, D. B., Headey, S. J., Benameur, H., Porter, C. J. H., Poutou, C. W., et al. (2017b). Computational Models of the Gastrointestinal Environment. 1. The Effect of Digestion on the Phase Behavior of Intestinal Fluids. *Mol. Pharmaceutics* 14, 566–579. doi:10.1021/acs.molpharmaceut.6b00888
- Boac, J. M., Ambrose, R. P. K., Casada, M. E., Maghirang, R. G., and Maier, D. E. (2014). Applications of Discrete Element Method in Modeling of Grain Postharvest Operations. *Food Eng. Rev.* 6, 128–149. doi:10.1007/s12393-014-9090-y
- Bornhorst, G. M., Gouseti, O., Wickham, M. S. J., and Bakalis, S. (2016). Engineering Digestion: Multiscale Processes of Food Digestion. *J. Food Sci.* 81, R534–R543. doi:10.1111/1750-3841.13216
- Boulougouris, G. C., Economou, I. G., and Theodorou, D. N. (1999). On the Calculation of the Chemical Potential Using the Particle Deletion Scheme. *Mol. Phys.* 96, 905–913. doi:10.1080/00268979909483030
- Boutin, C., and Geindreau, C. (2010). Periodic Homogenization and Consistent Estimates of Transport Parameters through Sphere and Polyhedron Packings in the Whole Porosity Range. *Phys. Rev. E* 82, 18. doi:10.1103/physreve.82.036313
- Bowen, R. M. (1980). Incompressible Porous media Models by Use of the Theory of Mixtures. *Int. J. Eng. Sci.* 18, 1129–1148. doi:10.1016/0020-7225(80)90114-7
- Bowen, R. M. (1984). *Porous Media Model Formulations by the Theory of Mixtures*. Netherlands: Springer, 63–119. doi:10.1007/978-94-009-6175-3_2
- Brewer, P. G., and Peltzer, E. T. (2019). The Molecular Basis for the Heat Capacity and Thermal Expansion of Natural Waters. *Geophys. Res. Lett.* 46, 13227–13233. doi:10.1029/2019gl085117
- Burger, J., Papaioannou, V., Gopinath, S., Jackson, G., Galindo, A., and Adjiman, C. S. (2015). A Hierarchical Method to Integrated Solvent and Process Design of Physical CO₂ Absorption Using the SAFT- γ ME Approach. *Aiche J.* 61, 3249–3269. doi:10.1002/aic.14838
- Charpentier, J.-C. (2010). Among the Trends for a Modern Chemical Engineering, the Third Paradigm: The Time and Length Multiscale Approach as an Efficient Tool for Process Intensification and Product Design and Engineering. *Chem. Eng. Res. Des.* 88, 248–254. doi:10.1016/j.cherd.2009.03.008
- Chen, M., Ko, H.-Y., Remsing, R. C., Calegari Andrade, M. F., Santra, B., Sun, Z., et al. (2017). Ab Initio theory and Modeling of Water. *Proc. Natl. Acad. Sci. USA* 114, 10846–10851. doi:10.1073/pnas.1712499114
- Chinesta, F., Torres, R., Ramon, A., Rodrigo, M. C., and Rodrigo, M. (2002). Homogenized thermal Conduction Model for Particulate Foods. *Int. J. Therm. Sci.* 41, 1141–1150. doi:10.1016/s1290-0729(02)01400-x

- Cleary, P. W., and Monaghan, J. J. (1990). Toward a Realistic Three-Body Problem. *ApJ* 349, 150–162. doi:10.1086/168302
- Clulow, A. J., Parrow, A., Hawley, A., Khan, J., Pham, A. C., Larsson, P., et al. (2017). Characterization of Solubilizing Nanoaggregates Present in Different Versions of Simulated Intestinal Fluid. *J. Phys. Chem. B* 121, 10869–10881. doi:10.1021/acs.jpcc.7b08622
- Cohen, M. H., and Turnbull, D. (1959). Molecular Transport in Liquids and Glasses. *J. Chem. Phys.* 31, 1164–1169. doi:10.1063/1.1730566
- Conte, E., Gani, R., and Malik, T. I. (2011a). The Virtual Product-Process Design Laboratory to Manage the Complexity in the Verification of Formulated Products. *Fluid Phase Equilibria* 302, 294–304. doi:10.1016/j.fluid.2010.09.031
- Conte, E., Gani, R., and Ng, K. M. (2011b). Design of Formulated Products: A Systematic Methodology. *Aiche J.* 57, 2431–2449. doi:10.1002/aic.12458
- Cranford, S., and Buehler, M. (2010). “Coarse-Graining Parameterization and Multiscale Simulation of Hierarchical Systems. Part I,” in *Multiscale Modeling from Atoms to Devices*. Editors P Derosa and T Cagin (Boca-Raton, FL, USA: CRC Press), 13–34. Chapter 2. doi:10.1201/b10454-3
- Cummings, P. T., and Evans, D. J. (1992). Nonequilibrium Molecular Dynamics Approaches to Transport Properties and Non-newtonian Fluid Rheology. *Ind. Eng. Chem. Res.* 31, 1237–1252. doi:10.1021/ie00005a001
- Cundall, P. A., and Strack, O. D. L. (1979). A Discrete Numerical Model for Granular Assemblies. *Géotechnique* 29, 47–65. doi:10.1680/geot.1979.29.1.47
- Datta, A. K. (2007). Porous media Approaches to Studying Simultaneous Heat and Mass Transfer in Food Processes. I: Problem Formulations. *J. Food Eng.* 80, 80–95. doi:10.1016/j.jfoodeng.2006.05.013
- Datta, A. K. (2016). Toward Computer-Aided Food Engineering: Mechanistic Frameworks for Evolution of Product, Quality and Safety during Processing. *J. Food Eng.* 176, 9–27. doi:10.1016/j.jfoodeng.2015.10.010
- Defraeye, T. (2014). Advanced Computational Modelling for Drying Processes - A Review. *Appl. Energ.* 131, 323–344. doi:10.1016/j.apenergy.2014.06.027
- Dickinson, E. (2012). Emulsion Gels: The Structuring of Soft Solids with Protein-Stabilized Oil Droplets. *Food Hydrocolloids* 28, 224–241. doi:10.1016/j.foodhyd.2011.12.017
- Dickinson, E. (2008). Interfacial Structure and Stability of Food Emulsions as Affected by Protein-Polysaccharide Interactions. *Soft Matter* 4, 932. doi:10.1039/b718319d
- Ditudo, S., and Takhar, P. S. (2015). Hybrid Mixture Theory Based Modeling of Transport Mechanisms and Expansion-Thermomechanics of Starch during Extrusion. *Aiche J.* 61, 4517–4532. doi:10.1002/aic.14936
- Donev, A., Fai, T. G., and Vanden-Eijnden, E. (2014). A Reversible Mesoscopic Model of Diffusion in Liquids: from Giant Fluctuations to Fick's Law. *J. Stat. Mech.* 2014, P04004. doi:10.1088/1742-5468/2014/04/p04004
- Donev, A., and Vanden-Eijnden, E. (2014). Dynamic Density Functional Theory with Hydrodynamic Interactions and Fluctuations. *J. Chem. Phys.* 140, 234115. doi:10.1063/1.4883520
- Dubbeldam, D., and Snurr, R. Q. (2007). Recent Developments in the Molecular Modeling of Diffusion in Nanoporous Materials. *Mol. Simulation* 33, 305–325. doi:10.1080/08927020601156418
- Durand, M., Meyer, H., Benzerara, O., Baschnagel, J., and Vitrac, O. (2010). Molecular Dynamics Simulations of the Chain Dynamics in Monodisperse Oligomer Melts and of the Oligomer Tracer Diffusion in an Entangled Polymer Matrix. *J. Chem. Phys.* 132, 194902. doi:10.1063/1.3420646
- Duret, S., Guillier, L., Hoang, H.-M., Flick, D., and Laguerre, O. (2014). Identification of the Significant Factors in Food Safety Using Global Sensitivity Analysis and the Accept-And-Reject Algorithm: Application to the Cold Chain of Ham. *Int. J. Food Microbiol.* 180, 39–48. doi:10.1016/j.jifoodmicro.2014.04.009
- Ehrenfest, P., and Ehrenfest, T. (2014). *The Conceptual Foundations of the Statistical Approach in Mechanics, Reprinted from the "Mechanics Enzyklopädie der Mathematischen Wissenschaften"*. P. Ehrenfest and T. Ehrenfest-Afanasyeva (Leipzig: Dover Publications) Vol. 4, 560p.
- Ellero, M., and Navarini, L. (2019). Mesoscopic Modelling and Simulation of Espresso Coffee Extraction. *J. Food Eng.* 263, 181–194. doi:10.1016/j.jfoodeng.2019.05.038
- Engquist, E. W., and Huang, Z. (2003). Heterogeneous Multiscale Method: A General Methodology for Multiscale Modeling. *Phys. Rev. B* 67, 092101–092104. doi:10.1103/physrevb.67.092101
- Eriksson, A., Jacobi, M. N., Nyström, J., and Tunström, K. (2009). A Method for Estimating the Interactions in Dissipative Particle Dynamics from Particle Trajectories. *J. Phys. Condens. Matter* 21, 095401. doi:10.1088/0953-8984/21/9/095401
- ESA (2017). How many Stars Are There in the Universe. Available from: https://www.esa.int/Science_Exploration/Space_Science/Herschel/How_many_stars_are_there_in_the_Universe#.YYknM_GE_A0.link (Accessed November 08, 2021).
- Español, P., and Warren, P. B. (2017). Perspective: Dissipative Particle Dynamics. *J. Chem. Phys.* 146, 150901. doi:10.1063/1.4979514
- Español, P., and Warren, P. (1995). Statistical Mechanics of Dissipative Particle Dynamics. *Europhys. Lett.* 30, 191–196. doi:10.1209/0295-5075/30/4/001
- Eyring, H. (1935). The Activated Complex in Chemical Reactions. *J. Chem. Phys.* 3, 107–115. doi:10.1063/1.1749604
- Fan, C. F., Olafson, B. D., Blanco, M., and Hsu, S. L. (1992). Application of Molecular Simulation to Derive Phase Diagrams of Binary Mixtures. *Macromolecules* 25, 3667–3676. doi:10.1021/ma00040a010
- Fang, X., Domenek, S., Ducruet, V., Réfrégiers, M., and Vitrac, O. (2013). Diffusion of Aromatic Solutes in Aliphatic Polymers above Glass Transition Temperature. *Macromolecules* 46, 874–888. doi:10.1021/ma3022103
- Fang, X., and Vitrac, O. (2017). Predicting Diffusion Coefficients of Chemicals in and through Packaging Materials. *Crit. Rev. Food Sci. Nutr.* 57, 275–312. doi:10.1080/10408398.2013.849654
- Frenkel, D., and Smit, B. (2002). *Understanding Molecular Simulation: From Algorithms to Applications*. 2nd Edition. San Diego: Elsevier Science.
- Frenkel, D. (2014). Why Colloidal Systems Can Be Described by Statistical Mechanics: Some Not Very Original Comments on the Gibbs Paradox. *Mol. Phys.* 112, 2325–2329. doi:10.1080/00268976.2014.904051
- Gautieri, A., Ionita, M., Silvestri, D., Votta, E., Vesentini, S., Fiore, G. B., et al. (2010). Computer-Aided Molecular Modeling and Experimental Validation of Water Permeability Properties in Biosynthetic Materials. *Jnl Comp. Theo Nano* 7, 1287–1293. doi:10.1166/jctn.2010.1482
- Ge, S., Wang, N., Fung, K. Y., Wong, K. W., Chan, C. T., and Ng, K. M. (2018). Product Design: Nanoparticle-Loaded Polyvinyl Butyral Interlayer for Solar Control. *AIChE J.* 64, 3614–3624. doi:10.1002/aic.16329
- Gear, C. W., Hyman, J. M., Kevrekidis, P. G., Kevrekidis, I. G., Runborg, O., and Theodoropoulos, C. (2003). Equation-Free, Coarse-Grained Multiscale Computation: Enabling Microscopic Simulators to Perform System-Level Analysis. *Commun. Math. Sci.* 1, 715–762. doi:10.4310/CMS.2003.v1.n4.a5
- Gerbaud, V., Teles Dos Santos, M., Pandya, N., and Aubry, J. M. (2017). Computer Aided Framework for Designing Bio-Based Commodity Molecules with Enhanced Properties. *Chem. Eng. Sci.* 159, 177–193. doi:10.1016/j.ces.2016.04.044
- Gillet, G., Vitrac, O., and Desobry, S. (2010). Prediction of Partition Coefficients of Plastic Additives between Packaging Materials and Food Simulants. *Ind. Eng. Chem. Res.* 49, 7263–7280. doi:10.1021/ie9010595
- Gillet, G., Vitrac, O., and Desobry, S. (2009). Prediction of Solute Partition Coefficients between Polyolefins and Alcohols Using a Generalized Flory–Huggins Approach. *Ind. Eng. Chem. Res.* 48, 5285–5301. doi:10.1021/ie801141h
- Gingold, R. A., and Monaghan, J. J. (1977). Smoothed Particle Hydrodynamics: Theory and Application to Non-spherical Stars. *Monthly Notices R. Astronomical Soc.* 181, 375–389. doi:10.1093/mnras/181.3.375
- Gorban, A. N., Kazantzis, N., Kevrekidis, I. G., Öttinger, H. C., and Theodoropoulos, K. (2006). *Model Reduction and Coarse-Graining Approaches for Multiscale Phenomena*. Berlin Heidelberg: Springer.
- Gray, W. G., and Miller, C. T. (2005). Thermodynamically Constrained Averaging Theory Approach for Modeling Flow and Transport Phenomena in Porous Medium Systems: 1. Motivation and Overview. *Adv. Water Resour.* 28, 161–180. doi:10.1016/j.advwatres.2004.09.005
- Gray, W. G., and Miller, C. T. (2006). Thermodynamically Constrained Averaging Theory Approach for Modeling Flow and Transport Phenomena in Porous Medium Systems: 3. Single-fluid-phase Flow. *Adv. Water Resour.* 29, 1745–1765. doi:10.1016/j.advwatres.2006.03.010
- Gray, W. G., and Miller, C. T. (2009). Thermodynamically Constrained Averaging Theory Approach for Modeling Flow and Transport Phenomena in Porous Medium Systems: 5. Single-fluid-phase Transport. *Adv. Water Resour.* 32, 681–711. doi:10.1016/j.advwatres.2008.10.013

- Gray-Weale, A. A., Henchman, R. H., Gilbert, R. G., Greenfield, M. L., and Theodorou, D. N. (1997). Transition-State Theory Model for the Diffusion Coefficients of Small Penetrants in Glassy Polymers. *Macromolecules* 30, 7296–7306. doi:10.1021/ma970349f
- Greiner, M., Sonnleitner, B., Mailänder, M., and Briesen, H. (2014). Modeling Complex and Multi-Component Food Systems in Molecular Dynamics Simulations on the Example of Chocolate Conching. *Food Funct.* 5, 235–242. doi:10.1039/c3fo60355e
- Gulati, T., and Datta, A. K. (2013). Enabling Computer-Aided Food Process Engineering: Property Estimation Equations for Transport Phenomena-Based Models. *J. Food Eng.* 116, 483–504. doi:10.1016/j.jfoodeng.2012.12.016
- Haidvogel, D. B., Curchitser, E. N., Danilov, S., and Fox-Kemper, B. (2017). Numerical Modelling in a Multiscale Ocean. *J. Mar. Res.* 75, 683–725. doi:10.1357/002224017823523964
- Han, J., Gee, R. H., and Boyd, R. H. (1994). Glass Transition Temperatures of Polymers from Molecular Dynamics Simulations. *Macromolecules* 27, 7781–7784. doi:10.1021/ma00104a036
- Harrison, S. M., and Cleary, P. W. (2014). Towards Modelling of Fluid Flow and Food Breakage by the Teeth in the Oral Cavity Using Smoothed Particle Hydrodynamics (SPH). *Eur. Food Res. Technol.* 238, 185–215. doi:10.1007/s00217-013-2077-8
- Harrison, S. M., Eyres, G., Cleary, P. W., Sinnott, M. D., Delahunty, C., and Lundin, L. (2014a). Computational Modeling of Food Oral Breakdown Using Smoothed Particle Hydrodynamics. *J. Texture Stud.* 45, 97–109. doi:10.1111/jtxs.12062
- Harrison, S. M., Cleary, P. W., Eyres, G., D. Sinnott, M., and Lundin, L. (2014b). Challenges in Computational Modelling of Food Breakdown and Flavour Release. *Food Funct.* 5, 2792–2805. doi:10.1039/c4fo00786g
- Hassanizadeh, M., and Gray, W. G. (1979a). General Conservation Equations for Multi-phase Systems: 1. Averaging Procedure. *Adv. Water Resour.* 2, 131–144. doi:10.1016/0309-1708(79)90025-3
- Hassanizadeh, M., and Gray, W. G. (1979b). General Conservation Equations for Multi-phase Systems: 2. Mass, Momenta, Energy, and Entropy Equations. *Adv. Water Resour.* 2, 191–203. doi:10.1016/0309-1708(79)90035-6
- Hassanizadeh, M., and Gray, W. G. (1980). General Conservation Equations for Multi-phase Systems: 3. Constitutive Theory for Porous media Flow. *Adv. Water Resour.* 3, 25–40. doi:10.1016/0309-1708(80)90016-0
- Hatch, F. T., and Colvin, M. E. (1997). Quantitative Structure-Activity (QSAR) Relationships of Mutagenic Aromatic and Heterocyclic Amines. *Mutat. Research/Fundamental Mol. Mech. Mutagenesis* 376, 87–96. doi:10.1016/s0027-5107(97)00029-8
- Hedjazi, L., Martin, C. L., Guessasma, S., Della Valle, G., and Dendievel, R. (2014). Experimental Investigation and Discrete Simulation of Fragmentation in Expanded Breakfast Cereals. *Food Res. Int.* 55, 28–36. doi:10.1016/j.foodres.2013.10.025
- Heintz, J., Belaud, J.-P., and Gerbaud, V. (2014). Chemical enterprise Model and Decision-Making Framework for Sustainable Chemical Product Design. *Comput. Industry* 65, 505–520. doi:10.1016/j.compind.2014.01.010
- Ho, Q. T., Verboven, P., Verlinden, B. E., Herremans, E., Wevers, M., Carmeliet, J., et al. (2011). A Three-Dimensional Multiscale Model for Gas Exchange in Fruit. *Plant Physiol.* 155, 1158–1168. doi:10.1104/pp.110.169391
- Holmboe, M., Larsson, P., Anwar, J., and Bergström, C. A. S. (2016). Partitioning into Colloidal Structures of Fasted State Intestinal Fluid Studied by Molecular Dynamics Simulations. *Langmuir* 32, 12732–12740. doi:10.1021/acs.langmuir.6b03008
- Hoogerbrugge, P. J., and Koelman, J. M. V. A. (1992). Simulating Microscopic Hydrodynamic Phenomena with Dissipative Particle Dynamics. *Europhys. Lett.* 19, 155–160. doi:10.1209/0295-5075/19/3/001
- Jang, Y. H., Hwang, S., Chang, S. B., Ku, J., and Chung, D. S. (2009). Acid Dissociation Constants of Melamine Derivatives from Density Functional Theory Calculations. *J. Phys. Chem. A* 113, 13036–13040. doi:10.1021/jp9053583
- Jonuzaj, S., Cui, J., and Adjiman, C. S. (2019). Computer-aided Design of Optimal Environmentally Benign Solvent-Based Adhesive Products. *Comput. Chem. Eng.* 130, 106518. doi:10.1016/j.compchemeng.2019.106518
- Jung, J., Nishima, W., Daniels, M., Bascom, G., Kobayashi, C., Adedoyin, A., et al. (2019). Scaling Molecular Dynamics beyond 100,000 Processor Cores for Large-scale Biophysical Simulations. *J. Comput. Chem.* 40, 1919–1930. doi:10.1002/jcc.25840
- Kadam, A., Karbowski, T., Voilley, A., Bellat, J.-P., Vitrac, O., and Debeaufort, F. (2014). Sorption Ofn-Hexane in Amorphous Polystyrene. *J. Polym. Sci. Part. B: Polym. Phys.* 52, 1252–1258. doi:10.1002/polb.23557
- Kalakul, S., Zhang, L., Fang, Z., Choudhury, H. A., Intikhab, S., Elbashir, N., et al. (2018). Computer Aided Chemical Product Design - ProCAPD and Tailor-Made Blended Products. *Comput. Chem. Eng.* 116, 37–55. doi:10.1016/j.compchemeng.2018.03.029
- Kanit, T., N'Guyen, F., Forest, S., Jeulin, D., Reed, M., and Singleton, S. (2006). Apparent and Effective Physical Properties of Heterogeneous Materials: Representativity of Samples of Two Materials from Food Industry. *Comp. Methods Appl. Mech. Eng.* 195, 3960–3982. doi:10.1016/j.cma.2005.07.022
- Karunasena, H. C. P., Nadeera, W., Brown, R. J., and Gu, Y. T. (2014). A Particle Based Model to Simulate Microscale Morphological Changes of Plant Tissues during Drying. *Soft Matter* 10, 5249–5268. doi:10.1039/c4sm00526k
- Keffer, D. J., Edwards, B. J., and Adhangale, P. (2004). Determination of Statistically Reliable Transport Diffusivities from Molecular Dynamics Simulation. *J. Non-Newtonian Fluid Mech.* 120, 41–53. doi:10.1016/j.jnnfm.2004.01.014
- Kevrekidis, I. G., and Samaey, G. (2009). Equation-Free Multiscale Computation: Algorithms and Applications. *Annu. Rev. Phys. Chem.* 60, 321–344. doi:10.1146/annurev.physchem.59.032607.093610
- Kirkwood, J. G., and Buff, F. P. (1951). The Statistical Mechanical Theory of Solutions. I. *J. Chem. Phys.* 19, 774–777. doi:10.1063/1.1748352
- Kontogeorgis, G. M., and Folas, G. K. (2010). *Thermodynamics for Process and Product Design Thermodynamic Models for Industrial Applications*. Chichester, UK: John Wiley & Sons, 1–15.
- Kontogeorgis, G. M., Mattei, M., Ng, K. M., and Gani, R. (2019). An Integrated Approach for the Design of Emulsified Products. *Aiche J.* 65, 75–86. doi:10.1002/aic.16363
- Kossack, S., Kraemer, K., Gani, R., and Marquardt, W. (2008). A Systematic Synthesis Framework for Extractive Distillation Processes. *Chem. Eng. Res. Des.* 86, 781–792. doi:10.1016/j.cherd.2008.01.008
- Krishna, R., and Wesselingh, J. A. (1997). The Maxwell-Stefan Approach to Mass Transfer. *Chem. Eng. Sci.* 52, 861–911. doi:10.1016/s0009-2509(96)00458-7
- Laguette, O., Hoang, H. M., and Flick, D. (2013). Experimental Investigation and Modelling in the Food Cold Chain: Thermal and Quality Evolution. *Trends Food Sci. Techn.* 29, 87–97. doi:10.1016/j.tifs.2012.08.001
- Lee, C. K. H., Choy, K. L., and Chan, Y. N. (2014). A Knowledge-Based Ingredient Formulation System for Chemical Product Development in the Personal Care Industry. *Comput. Chem. Eng.* 65, 40–53. doi:10.1016/j.compchemeng.2014.03.004
- Lee, C. T., and Amaro, R. E. (2018). Exascale Computing: A New Dawn for Computational Biology. *Comput. Sci. Eng.* 20, 18–25. doi:10.1109/mcse.2018.05329812
- Lee, W. B., Mezzenga, R., and Fredrickson, G. H. (2007). Anomalous Phase Sequences in Lyotropic Liquid Crystals. *Phys. Rev. Lett.* 99, 187801. doi:10.1103/PhysRevLett.99.187801
- Lu, P. J., Zaccarelli, E., Ciulla, F., Schofield, A. B., Sciortino, F., and Weitz, D. A. (2008). Gelation of Particles with Short-Range Attraction. *Nature* 453, 499–503. doi:10.1038/nature06931
- Lucarini, V., Pavliotis, G. A., and Zagli, N. (2020). Response Theory and Phase Transitions for the Thermodynamic Limit of Interacting Identical Systems. *Proc. R. Soc. A* 476, 20200688. doi:10.1098/rspa.2020.0688
- Makino, M., Fukuzawa, D., Murashima, T., and Furukawa, H. (2017). *Simulation of 3D Food Printing Extrusion and Deposition*. Portland: SPIE.
- Matouš, K., Geers, M. G. D., Kouznetsova, V. G., and Gillman, A. (2017). A Review of Predictive Nonlinear Theories for Multiscale Modeling of Heterogeneous Materials. *J. Comput. Phys.* 330, 192–220. doi:10.1016/j.jcp.2016.10.070
- Mattei, M., Kontogeorgis, G. M., and Gani, R. (2014). A Comprehensive Framework for Surfactant Selection and Design for Emulsion Based Chemical Product Design. *Fluid Phase Equilibria* 362, 288–299. doi:10.1016/j.fluid.2013.10.030
- McGreevy, R. L., and Pusztai, L. (1988). Reverse Monte Carlo Simulation: A New Technique for the Determination of Disordered Structures. *Mol. Simulation* 1, 359–367. doi:10.1080/08927028808080958

- Miller, C. T., and Gray, W. G. (2005). Thermodynamically Constrained Averaging Theory Approach for Modeling Flow and Transport Phenomena in Porous Medium Systems: 2. Foundation. *Adv. Water Resour.* 28, 181–202. doi:10.1016/j.advwatres.2004.09.006
- Miller, C. T., and Gray, W. G. (2008). Thermodynamically Constrained Averaging Theory Approach for Modeling Flow and Transport Phenomena in Porous Medium Systems: 4. Species Transport Fundamentals. *Adv. Water Resour.* 31, 577–597. doi:10.1016/j.advwatres.2007.11.004
- Misof, K., Rapp, G., and Fratzl, P. (1997). A New Molecular Model for Collagen Elasticity Based on Synchrotron X-ray Scattering Evidence. *Biophysical J.* 72, 1376–1381. doi:10.1016/s0006-3495(97)78783-6
- Mustan, F., Ivanova, A., Madjarova, G., Tcholakova, S., and Denkov, N. (2015). Molecular Dynamics Simulation of the Aggregation Patterns in Aqueous Solutions of Bile Salts at Physiological Conditions. *J. Phys. Chem. B* 119, 15631–15643. doi:10.1021/acs.jpcc.5b07063
- Nag, A., and Dey, B. (2010). *Computer-Aided Drug Design and Delivery Systems*. New York: McGraw-Hill Education.
- Nagata, Y., Ohto, T., Backus, E. H. G., and Bonn, M. (2016). Molecular Modeling of Water Interfaces: From Molecular Spectroscopy to Thermodynamics. *J. Phys. Chem. B* 120, 3785–3796. doi:10.1021/acs.jpcc.6b01012
- Nesvadba, P., Houška, M., Wolf, W., Gekas, V., Jarvis, D., Sadd, P. A., et al. (2004). Database of Physical Properties of Agro-Food Materials. *J. Food Eng.* 61, 497–503. doi:10.1016/s0260-8774(03)00213-9
- Neumann, R. M. (1980). Entropic Approach to Brownian Movement. *Am. J. Phys.* 48, 354–357. doi:10.1119/1.12095
- Neyertz, S., and Brown, D. (2010). A Trajectory-Extending Kinetic Monte Carlo (TEKMC) Method for Estimating Penetrant Diffusion Coefficients in Molecular Dynamics Simulations of Glassy Polymers. *Macromolecules* 43, 9210–9214. doi:10.1021/ma1019895
- Neyertz, S., and Brown, D. (2004). Influence of System Size in Molecular Dynamics Simulations of Gas Permeation in Glassy Polymers. *Macromolecules* 37, 10109–10122. doi:10.1021/ma048500q
- Nguyen, P.-M., Dorey, S., and Vitrac, O. (2019). The Ubiquitous Issue of Cross-Mass Transfer: Applications to Single-Use Systems. *Molecules* 24, 3467. doi:10.3390/molecules24193467
- Nguyen, P.-M., Goujon, A., Sauvegrain, P., and Vitrac, O. (2013). A Computer-Aided Methodology to Design Safe Food Packaging and Related Systems. *Aiche J.* 59, 1183–1212. doi:10.1002/aic.14056
- Nguyen, P. M., Guiga, W., and Vitrac, O. (2017a). Molecular Thermodynamics for Food Science and Engineering. *Food Res. Int.* 88 (Part A), 91–104. doi:10.1016/j.foodres.2016.03.014
- Nguyen, P.-M., Guiga, W., Dkhisli, A., and Vitrac, O. (2017b). Off-lattice Flory-Huggins Approximations for the Tailored Calculation of Activity Coefficients of Organic Solutes in Random and Block Copolymers. *Ind. Eng. Chem. Res.* 56, 774–787. doi:10.1021/acs.iecr.6b03683
- Nguyen, P.-M., Julien, J. M., Breysse, C., Lythaud, C., Thébault, J., and Vitrac, O. (2017c). Project SafeFoodPack Design: Case Study on Indirect Migration from Paper and Boards. *Food Additives & Contaminants: A* 34, 1703–1720. doi:10.1080/19440049.2017.1315777
- Nindo, C. I., Tang, J., Powers, J. R., and Takhar, P. S. (2007). Rheological Properties of Blueberry Puree for Processing Applications. *LWT - Food Sci. Techn.* 40, 292–299. doi:10.1016/j.lwt.2005.10.003
- Otto, D. P., Combrinck, J., Otto, A., Tiedt, L. R., and de Villiers, M. M. (2018). Dissipative Particle Dynamics Investigation of the Transport of Salicylic Acid through a Simulated *In Vitro* Skin Permeation Model. *Pharmaceuticals (Basel)* 11, 134. doi:10.3390/ph11040134
- Ozbolat, I. T., and Koc, B. (2010). Modeling of Spatially Controlled Biomolecules in Three-Dimensional Porous Alginate Structures. *J. Med. Devices* 4. doi:10.1115/1.4002612
- Ozturk, O. K., and Takhar, P. S. (2018). Water Transport in Starchy Foods: Experimental and Mathematical Aspects. *Trends Food Sci. Techn.* 78, 11–24. doi:10.1016/j.tifs.2018.05.015
- Palkar, V., Choudhury, C. K., and Kuksenok, O. (2020). Development of Dissipative Particle Dynamics Framework for Modeling Hydrogels with Degradable Bonds. *MRS Adv.* 5, 927–934. doi:10.1557/adv.2020.148
- Panagiotopoulos, A. Z. (2002). Direct Determination of Phase Coexistence Properties of Fluids by Monte Carlo Simulation in a New Ensemble. *Mol. Phys.* 100, 237–246. doi:10.1080/00268970110097866
- Papadopoulos, A. I., and Linke, P. (2006). Multiobjective Molecular Design for Integrated Process-Solvent Systems Synthesis. *Aiche J.* 52, 1057–1070. doi:10.1002/aic.10715
- Patsioura, A., Vauvre, J.-M., Kesteloot, R., Jamme, F., Hume, P., and Vitrac, O. (2015). Microscopic Imaging of Biphasic Oil-Air Flow in French Fries Using Synchrotron Radiation. *Aiche J.* 61, 1427–1446. doi:10.1002/aic.14744
- Perumanath, S., Borg, M. K., Chubynsky, M. V., Sprittles, J. E., and Reese, J. M. (2019). Droplet Coalescence Is Initiated by Thermal Motion. *Phys. Rev. Lett.* 122, 104501. doi:10.1103/physrevlett.122.104501
- Plana-Fattori, A., Flick, D., Ducept, F., Doursat, C., Michon, C., and Mezdour, S. (2016). A Deterministic Approach for Predicting the Transformation of Starch Suspensions in Tubular Heat Exchangers. *J. Food Eng.* 171, 28–36. doi:10.1016/j.jfoodeng.2015.10.002
- Rabitz, H. (1989). Systems Analysis at the Molecular Scale. *Science* 246, 221–226. doi:10.1126/science.246.4927.221
- Rajabpour, A., Seif, R., Arabha, S., Heyhat, M. M., Merabia, S., and Hassanal, A. (2019). Thermal Transport at a Nanoparticle-Water Interface: A Molecular Dynamics and Continuum Modeling Study. *J. Chem. Phys.* 150, 114701. doi:10.1063/1.5084234
- Rathnayaka, C. M., Karunasena, H. C. P., Senadeera, W., and Gu, Y. T. (2018). Application of a Coupled Smoothed Particle Hydrodynamics (SPH) and Coarse-Grained (CG) Numerical Modelling Approach to Study Three-Dimensional (3-D) Deformations of Single Cells of Different Food-Plant Materials during Drying. *Soft Matter* 14, 2015–2031. doi:10.1039/c7sm01465a
- Reith, D., Pütz, M., and Müller-Plathe, F. (2003). Deriving Effective Mesoscale Potentials from Atomistic Simulations. *J. Comput. Chem.* 24, 1624–1636. doi:10.1002/jcc.10307
- Roos, N. (2014). Entropic Forces in Brownian Motion. *Am. J. Phys.* 82, 1161–1166. doi:10.1119/1.4894381
- Roos, Y. H., Fryer, P. J., Knorr, D., Schuchmann, H. P., Schroën, K., Schutyser, M. A. I., et al. (2016). Food Engineering at Multiple Scales: Case Studies, Challenges and the Future-A European Perspective. *Food Eng. Rev.* 8, 91–115. doi:10.1007/s12393-015-9125-z
- Sandhu, J. S., and Takhar, P. S. (2018). Verification of Hybrid Mixture Theory Based Two-Scale Unsaturated Transport Processes Using Controlled Frying Experiments. *Food Bioprocess Process.* 110, 26–39. doi:10.1016/j.fbp.2018.04.004
- Shahidi, F. (2015). *Handbook of Antioxidants for Food Preservation*. Cambridge: Woodhead Publishing.
- Shang, B. Z., Voulgarakis, N. K., and Chu, J.-W. (2012). Fluctuating Hydrodynamics for Multiscale Modeling and Simulation: Energy and Heat Transfer in Molecular Fluids. *J. Chem. Phys.* 137, 044117. doi:10.1063/1.4738763
- Sheehan, D. P., and Gross, D. H. E. (2006). Extensivity and the Thermodynamic Limit: Why Size Really Does Matter. *Physica A: Stat. Mech. its Appl.* 370, 461–482. doi:10.1016/j.physa.2006.07.020
- Shenogina, N. B., Tsige, M., Patnaik, S. S., and Mukhopadhyay, S. M. (2012). Molecular Modeling Approach to Prediction of Thermo-Mechanical Behavior of Thermoset Polymer Networks. *Macromolecules* 45, 5307–5315. doi:10.1021/ma3007587
- Stavropoulou, E., and Bezirtzoglou, E. (2019). Predictive Modeling of Microbial Behavior in Food. *Foods* 8, 654. doi:10.3390/foods8120654
- Suys, E. J. A., Warren, D. B., Porter, C. J. H., Benameur, H., Pouton, C. W., and Chalmers, D. K. (2017). Computational Models of the Intestinal Environment. 3. The Impact of Cholesterol Content and pH on Mixed Micelle Colloids. *Mol. Pharmaceutics* 14, 3684–3697. doi:10.1021/acs.molpharmaceut.7b00446
- Tadmor, E. B., and Miller, R. E. (2011). *Modeling Materials: Continuum, Atomistic and Multiscale Techniques*. New York: Cambridge University Press.
- Takhar, P. S. (2016). Incorporating Food Microstructure and Material Characteristics for Developing Multiscale Saturated and Unsaturated Transport Models. *Curr. Opin. Food Sci.* 9, 104–111. doi:10.1016/j.cofs.2016.11.002
- Takhar, P. S., Maier, D. E., Campanella, O. H., and Chen, G. (2011). Hybrid Mixture Theory Based Moisture Transport and Stress Development in Corn Kernels during Drying: Validation and Simulation Results. *J. Food Eng.* 106, 275–282. doi:10.1016/j.jfoodeng.2011.05.006
- Takhar, P. S. (2014). Unsaturated Fluid Transport in Swelling Poroviscoelastic Biopolymers. *Chem. Eng. Sci.* 109, 98–110. doi:10.1016/j.ces.2014.01.016

- Tam, S. K., Fung, K. Y., Poon, G. S. H., and Ng, K. M. (2016). Product Design: Metal Nanoparticle-Based Conductive Inkjet Inks. *Aiche J.* 62, 2740–2753. doi:10.1002/aic.15271
- Ten, J. Y., Hassim, M. H., Ng, D. K. S., and Chemmangattuvalappil, N. G. (2016). “The Incorporation of Safety and Health Aspects as Design Criteria in a Novel Chemical Product Design Framework,” in *Tools for Chemical Product Design: From Consumer Products to Biomedicine*. Editors M. Martin, M. R. Eden, and N. G. Chemmangattuvalappil (Amsterdam: Elsevier), Vol. 39, 197–220. doi:10.1016/b978-0-444-63683-6.00007-1
- Torres, J. J., Tinjaca, C. D., Alvarez, O. A., and Gómez, J. M. (2020). Optimization Proposal for Emulsions Formulation Considering a Multiscale Approach. *Chem. Eng. Sci.* 212, 115326. doi:10.1016/j.ces.2019.115326
- Tuncer, E., and Bayramoglu, B. (2019). Characterization of the Self-Assembly and Size Dependent Structural Properties of Dietary Mixed Micelles by Molecular Dynamics Simulations. *Biophysical Chem.* 248, 16–27. doi:10.1016/j.bpc.2019.02.001
- Uma, B., Swaminathan, T. N., Radhakrishnan, R., Eckmann, D. M., and Ayyaswamy, P. S. (2011). Nanoparticle Brownian Motion and Hydrodynamic Interactions in the Presence of Flow fields. *Phys. Fluids* 23, 073602. doi:10.1063/1.3611026
- Van Vliet, C. M. (2008). *Equilibrium and Non-equilibrium Statistical Mechanics*. Singapore: World Scientific Publishing Co. Pte. Ltd.
- Vauvre, J.-M., Patsioura, A., Olivier, V., and Kesteloot, R. (2015). Multiscale Modeling of Oil Uptake in Fried Products. *Aiche J.* 61, 2329–2353. doi:10.1002/aic.14801
- Vauvre, J. M., Kesteloot, R., Patsioura, A., and Vitrac, O. (2014). Microscopic Oil Uptake Mechanisms in Fried Products*. *Eur. J. Lipid Sci. Technol.* 116, 741–755. doi:10.1002/ejlt.201300278
- Venable, R. M., Krämer, A., and Pastor, R. W. (2019). Molecular Dynamics Simulations of Membrane Permeability. *Chem. Rev.* 119, 5954–5997. doi:10.1021/acs.chemrev.8b00486
- Vergadou, N., and Theodorou, D. N. (2019). Molecular Modeling Investigations of Sorption and Diffusion of Small Molecules in Glassy Polymers. *Membranes (Basel)* 9, 98. doi:10.3390/membranes9080098
- Vila Verde, A., and Frenkel, D. (2016). Kinetics of Formation of Bile Salt Micelles from Coarse-Grained Langevin Dynamics Simulations. *Soft Matter* 12, 5172–5179. doi:10.1039/c6sm00763e
- Vitrac, O., Challe, B., Leblanc, J.-C., and Feigenbaum, A. (2007). Contamination of Packaged Food by Substances Migrating from a Direct-Contact Plastic Layer: Assessment Using a Generic Quantitative Household Scale Methodology. *Food Additives and Contaminants* 24, 75–94. doi:10.1080/02652030600888550
- Vitrac, O., and Gillet, G. (2010). An Off-Lattice Flory-Huggins Approach of the Partitioning of Bulky Solutes between Polymers and Interacting Liquids. *Int. J. Chem. Reactor Eng.* 8. doi:10.2202/1542-6580.2094
- Vitrac, O., and Hayert, M. (2020). Modeling in Food across the Scales: Towards a Universal Mass Transfer Simulator of Small Molecules in Food. *SN Applied Sciences* 2, 1509. doi:10.1007/s42452-020-03272-2
- Vitrac, O., and Hayert, M. (2007). Effect of the Distribution of Sorption Sites on Transport Diffusivities: A Contribution to the Transport of Medium-Weight-Molecules in Polymeric Materials. *Chem. Eng. Sci.* 62, 2503–2521. doi:10.1016/j.ces.2007.01.073
- Vitrac, O., and Leblanc, J.-C. (2007). Consumer Exposure to Substances in Plastic Packaging. I. Assessment of the Contribution of Styrene from Yogurt Pots. *Food Additives and Contaminants* 24, 194–215. doi:10.1080/02652030600888618
- Vitrac, O., Lézervant, J., and Feigenbaum, A. (2006). Decision Trees as Applied to the Robust Estimation of Diffusion Coefficients in Polyolefins. *J. Appl. Polym. Sci.* 101, 2167–2186. doi:10.1002/app.23112
- Vrentas, J. S., and Duda, J. L. (1977a). Diffusion in Polymer-Solvent Systems. II. A Predictive Theory for the Dependence of Diffusion Coefficients on Temperature, Concentration, and Molecular Weight. *J. Polym. Sci. Polym. Phys. Ed.* 15, 417–439. doi:10.1002/pol.1977.180150303
- Vrentas, J. S., and Duda, J. L. (1977b). Diffusion in Polymer-Solvent Systems. I. Reexamination of the Free-Volume Theory. *J. Polym. Sci. Polym. Phys. Ed.* 15, 403–416. doi:10.1002/pol.1977.180150302
- Vrentas, J. S., and Vrentas, C. M. (1998). Predictive Methods for Self-Diffusion and Mutual Diffusion Coefficients in Polymer-Solvent Systems. *Eur. Polym. J.* 34, 797–803. doi:10.1016/s0014-3057(97)00205-x
- Vrentas, J. S., and Vrentas, C. M. (1994a). Solvent Self-Diffusion in Glassy Polymer-Solvent Systems. *Macromolecules* 27, 5570–5576. doi:10.1021/ma00098a009
- Vrentas, J. S., and Vrentas, C. M. (1994b). Solvent Self-Diffusion in Rubbery Polymer-Solvent Systems. *Macromolecules* 27, 4684–4690. doi:10.1021/ma00095a007
- Wallace, C. A., Sperber, W. H., and Mortimore, S. E. (2010). *Food Safety for the 21st Century: Managing HACCP and Food Safety throughout the Global Supply Chain*. Hoboken, NJ: Wiley-Blackwell.
- Watanabe, H. (1999). Viscoelasticity and Dynamics of Entangled Polymers. *Prog. Polym. Sci.* 24, 1253–1403. doi:10.1016/s0079-6700(99)00029-5
- Weinan, E., Ming, P. G., and Zhang, P. W. (2005). Analysis of the Heterogeneous Multiscale Method for Elliptic Homogenization Problems. *J. Am. Math. Soc.* 18, 121–156. doi:10.1090/S0894-0347-04-00469-2
- Whitaker, S. (1986). Flow in Porous media I: A Theoretical Derivation of Darcy’s Law. *Transp Porous Med.* 1, 3–25. doi:10.1007/bf01036523
- Whitaker, S. (1999). “Single-Phase Flow in Heterogeneous Porous Media,” in *The Method of Volume Averaging*. Editor S. Whitaker (Dordrecht: Springer Netherlands), 181–196. doi:10.1007/978-94-017-3389-2_5
- Whitaker, S. (1996). The Forchheimer Equation: A Theoretical Development. *Transp Porous Med.* 25, 27–61. doi:10.1007/bf00141261
- White, R. P., and Lipson, J. E. G. (2016). Polymer Free Volume and its Connection to the Glass Transition. *Macromolecules* 49, 3987–4007. doi:10.1021/acs.macromol.6b00215
- Widom, B. (1963). Some Topics in the Theory of Fluids. *J. Chem. Phys.* 39, 2808–2812. doi:10.1063/1.1734110
- Zhang, X., Zhang, L., Fung, K. Y., Rangaiah, G. P., and Ng, K. M. (2018). Product Design: Impact of Government Policy and Consumer Preference on Company Profit and Corporate Social Responsibility. *Comput. Chem. Eng.* 118, 118–131. doi:10.1016/j.compchemeng.2018.06.026
- Zhao, Y., and Takhar, P. S. (2017). Freezing of Foods: Mathematical and Experimental Aspects. *Food Eng. Rev.* 9, 1–12. doi:10.1007/s12393-016-9157-z
- Zhikov, V. V., Kozlov, S. M., and Oleinik, O. A. (1994). *Homogenization of Differential Operators and Integral Functionals*. Berlin: Springer-Verlag.
- Zhou, P., Yang, C., Ren, Y., Wang, C., and Tian, F. (2013). What Are the Ideal Properties for Functional Food Peptides with Antihypertensive Effect? A Computational Peptidology Approach. *Food Chem.* 141, 2967–2973. doi:10.1016/j.foodchem.2013.05.140
- Zhu, Y., Nguyen, P.-M., and Vitrac, O. (2019a). “Risk Assessment of Migration from Packaging Materials into Food,” in *Elsevier Food Science Reference Module*. Editor G. Robertson (Amsterdam, NL: Elsevier), 64. doi:10.1016/b978-0-08-100596-5.22501-8
- Zhu, Y., Welle, F., and Vitrac, O. (2019b). A Blob Model to Parameterize Polymer Hole Free Volumes and Solute Diffusion. *Soft Matter* 15, 8912–8932. doi:10.1039/c9sm01556f
- Zhu, Y., Guillemat, B., and Vitrac, O. (2019c). Rational Design of Packaging: Toward Safer and Ecodesigned Food Packaging Systems. *Front. Chem.* 7, 349. doi:10.3389/fchem.2019.00349

Conflict of Interest: The authors declare that the research was conducted in the absence of any commercial or financial relationships that could be construed as a potential conflict of interest.

Publisher’s Note: All claims expressed in this article are solely those of the authors and do not necessarily represent those of their affiliated organizations, or those of the publisher, the editors and the reviewers. Any product that may be evaluated in this article, or claim that may be made by its manufacturer, is not guaranteed or endorsed by the publisher.

Copyright © 2022 Vitrac, Nguyen and Hayert. This is an open-access article distributed under the terms of the Creative Commons Attribution License (CC BY). The use, distribution or reproduction in other forums is permitted, provided the original author(s) and the copyright owner(s) are credited and that the original publication in this journal is cited, in accordance with accepted academic practice. No use, distribution or reproduction is permitted which does not comply with these terms.