



HAL
open science

Impact of human saliva on proteolysis during in vitro gastric digestion of dairy products

Martine Morzel, Ramsamy Sylvaine, Gwénaële Henry, Steven Le Feunteun

► To cite this version:

Martine Morzel, Ramsamy Sylvaine, Gwénaële Henry, Steven Le Feunteun. Impact of human saliva on proteolysis during in vitro gastric digestion of dairy products. 7th International Conference on Food Digestion, May 2022, Cork, Ireland. , 2022. hal-03662554

HAL Id: hal-03662554

<https://hal.inrae.fr/hal-03662554>

Submitted on 9 May 2022

HAL is a multi-disciplinary open access archive for the deposit and dissemination of scientific research documents, whether they are published or not. The documents may come from teaching and research institutions in France or abroad, or from public or private research centers.

L'archive ouverte pluridisciplinaire **HAL**, est destinée au dépôt et à la diffusion de documents scientifiques de niveau recherche, publiés ou non, émanant des établissements d'enseignement et de recherche français ou étrangers, des laboratoires publics ou privés.



Distributed under a Creative Commons Attribution - NonCommercial - NoDerivatives 4.0 International License

Impact of human saliva on proteolysis during *in vitro* gastric digestion of dairy products

MORZEL Martine, RAMSAMY Sylvaine, HENRY Gwénaële & LE FEUNTEUN Steven

UMR STLO, INRAE, Institut Agro-Rennes Angers, Rennes, France

Background

The role of saliva in starch digestion is well-acknowledged^{1,2}, and some salivary proteins are considered as protectors against tannin-induced reduced protein digestibility³. More hypothetically, saliva could also impact indirectly on digestion through consequences on physico-chemical properties of the bolus or chyme. This study aimed at assessing the impact of human saliva on proteolysis during *in vitro* gastric digestion of dairy products.

Materials and methods

- 1- Semi-skimmed UHT **Milk** in water (M) or in black **tea** (T)
Addition of human saliva or water: 10% of the milk weight
INFOGEST static protocol (gastric phase). OPA measurement at 1, 5, 15 and 30 min.
- 2- Swiss-type **cheese** (C). Pieces of different sizes mixed to model the particle size distribution of *in vivo* boli
Addition of human saliva or water: 100% of the cheese weight
INFOGEST semi-dynamic protocol (gastric phase): calculation of degree of hydrolysis using acid titration data
OPA measurement in supernatants every 15 min over 120 min

Results: milk

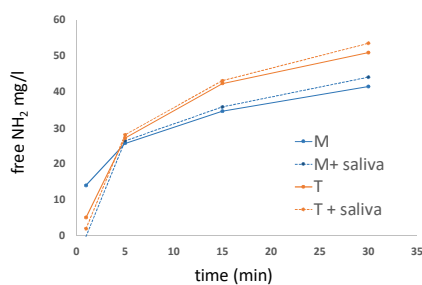


Figure 1. Release of free NH_2 groups during gastric digestion (30min) of milk or milk in tea, in presence or not of saliva. Mean of two replicates.

Proteolysis is enhanced in presence of tea: milk protein denaturation by tannins?

No substantial impact of the small amounts of saliva (10% w/w) on proteolysis

Results: cheese

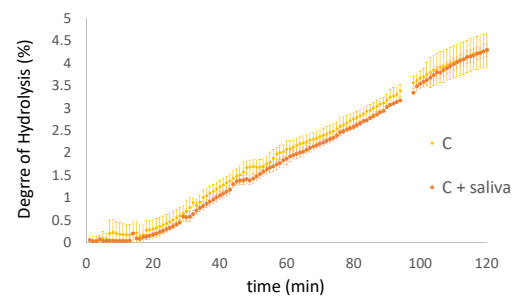


Figure 2. Degree of hydrolysis during gastric digestion (120min) of cheese in presence or not of saliva (calculated based on pHstat data). Mean (+SD) of four replicates.

No substantial effect of saliva on degree of hydrolysis

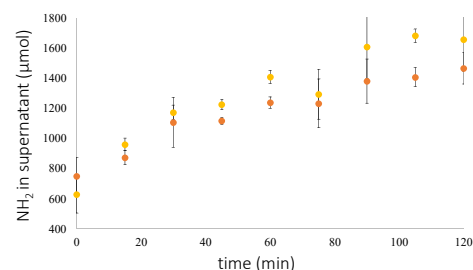


Figure 3. Quantity of NH_2 in the supernatants of cheese gastric digestates, in presence or not of saliva. Mean (+SD) of four replicates.

Small negative effect of saliva on NH_2 groups release

Conclusions / perspectives

In the conditions used, human saliva had a moderate, if any, impact on gastric digestion of dairy products.

The small negative impact on NH_2 release from cheese may result from increased **viscosity of the chyme** → on-going characterizations on different matrices

It may be useful to **reconsider the volume of saliva added to the food matrix** in digestion protocols: rather than applying an insalivation rate in the oral phase of digestion, estimate the quantity of saliva reaching the stomach during the gastric phase of digestion, and apply this dilution rate.

References 1: Freitas et al. Food Funct 2018, 9, 200-208 2: Peyrot des Gachons and Breslin. Curr Diab Rep 2016, 16(10) 3: Mehansho et al. Proc. Natl. Acad. Sci. 1983, 80, 3948-395