



HAL
open science

Domain ontologies to explore and manage functional soil-invertebrate diversity

C.A. Martínez-Muñoz, C. Driller, J.F. Aldana-Martín, Mickael Hedde, D. Russell

► **To cite this version:**

C.A. Martínez-Muñoz, C. Driller, J.F. Aldana-Martín, Mickael Hedde, D. Russell. Domain ontologies to explore and manage functional soil-invertebrate diversity. World Biodiversity Forum, Jun 2022, Davos, Switzerland. , 1. hal-03684989

HAL Id: hal-03684989

<https://hal.inrae.fr/hal-03684989>

Submitted on 1 Jun 2022

HAL is a multi-disciplinary open access archive for the deposit and dissemination of scientific research documents, whether they are published or not. The documents may come from teaching and research institutions in France or abroad, or from public or private research centers.

L'archive ouverte pluridisciplinaire **HAL**, est destinée au dépôt et à la diffusion de documents scientifiques de niveau recherche, publiés ou non, émanant des établissements d'enseignement et de recherche français ou étrangers, des laboratoires publics ou privés.

Domain Ontologies to Explore and Manage Functional Soil-invertebrate Diversity

C.A. Martínez-Muñoz^{1,2}, C. Driller¹, J.F. Aldana-Martín³, I. Navas-Delgado³, M. Hedde⁴, D. Russell⁵

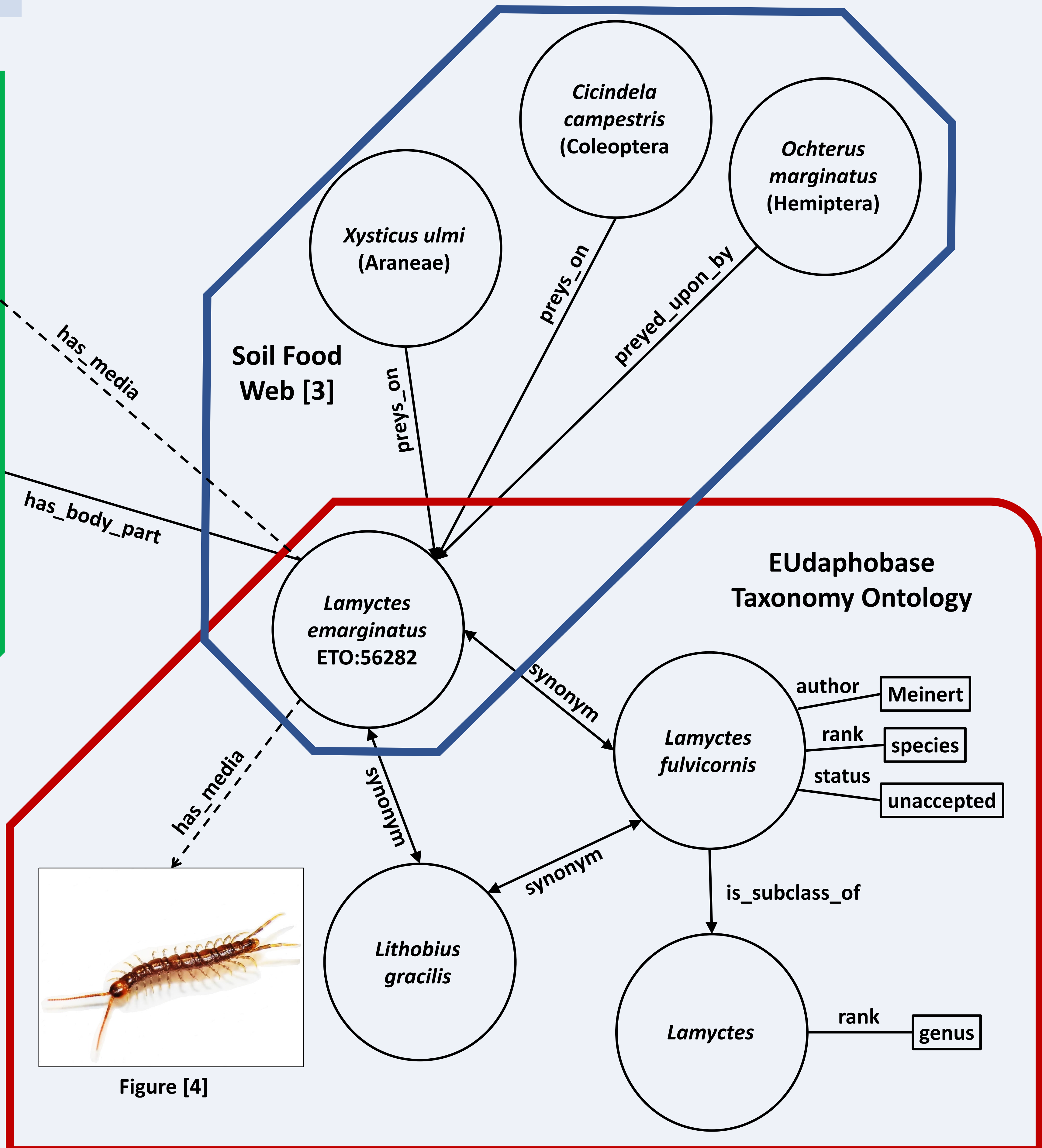
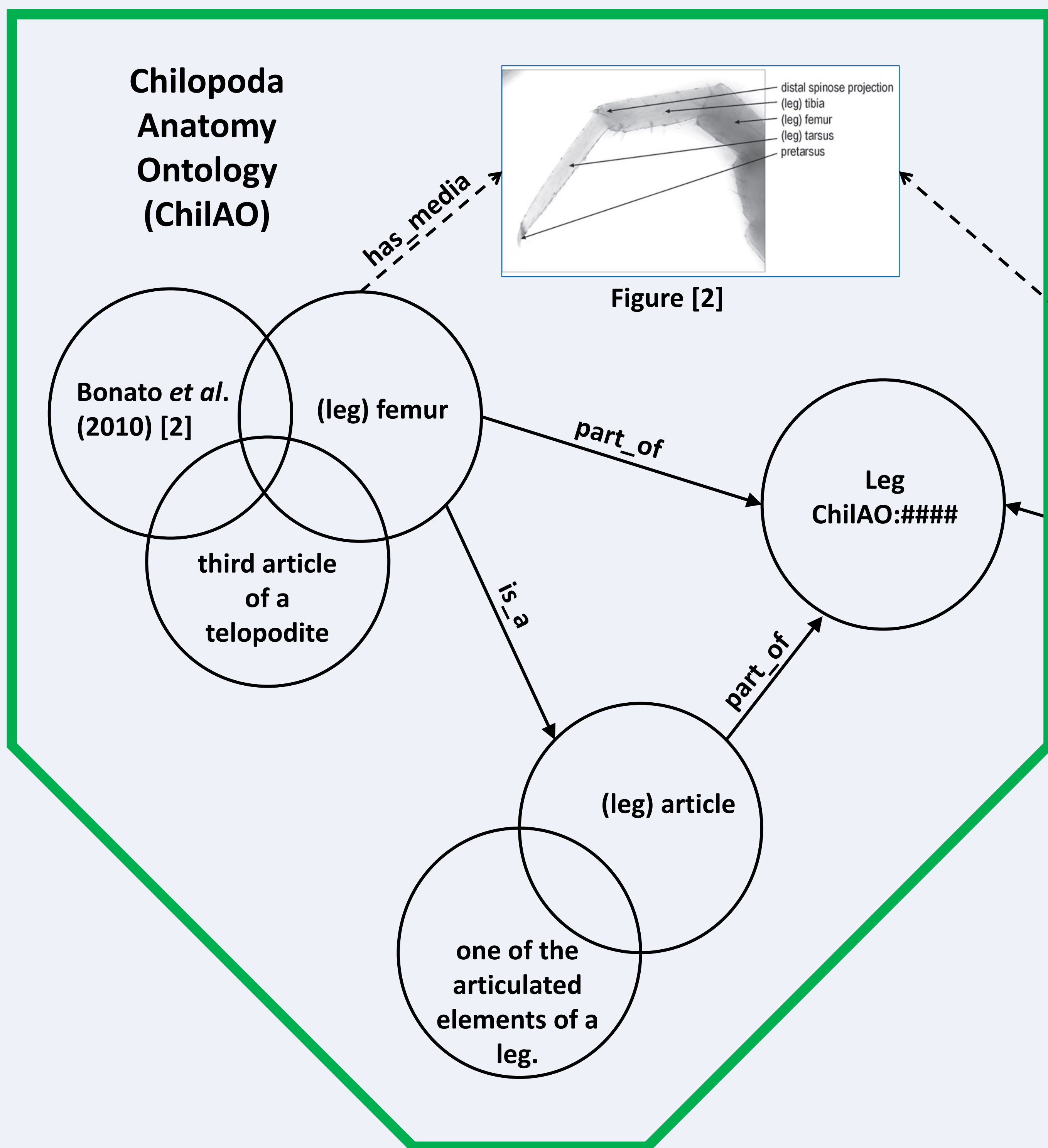
¹Senckenberg – Leibniz Institution for Biodiversity and Earth System Research, Frankfurt am Main, Germany | ²University of Turku, Zoological Museum, Biodiversity Unit, Turku, Finland | ³University of Málaga, Khaos Research Group, ITIS Software, Málaga, Spain | ⁴INRAE, UMR Eco&Sols, Montpellier, France | ⁵Senckenberg Museum of Natural History Görlitz, Soil Zoology Division, Görlitz, Germany

Background

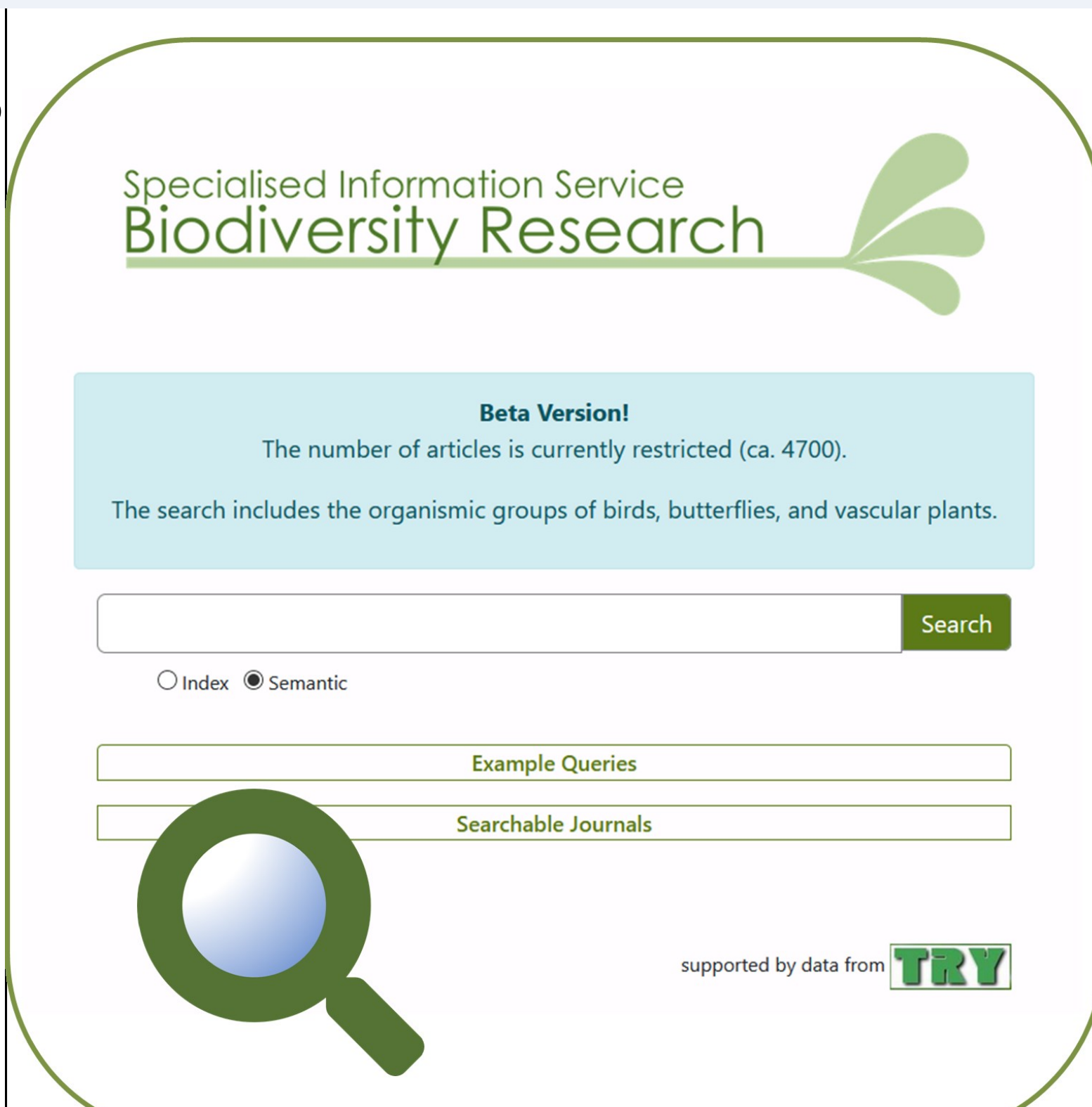
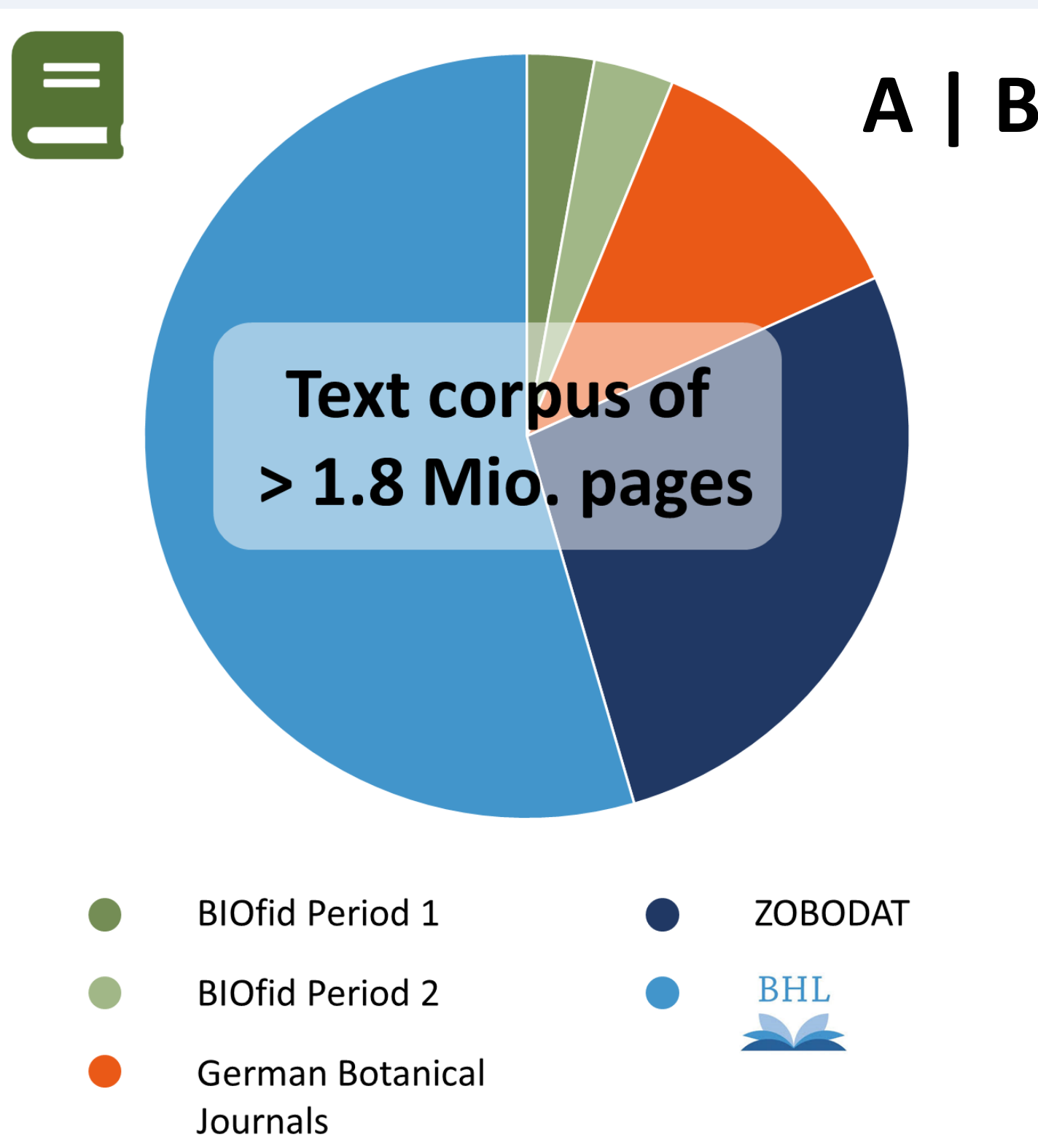
Due to their high structural and functional diversity, soil invertebrates are crucial for **ecosystem functioning** and its stability. This diversity is reflected not only in the multitude of quantitative and qualitative studies, but also in the range of existing vocabularies of characters and character states for functional **soil biodiversity**. Data mining and text mining are increasingly used to scour large data resources and systematically extract relevant information in a machine-based manner. **Controlled vocabularies** play a central role in applying these methods to represent implicit and explicit knowledge in so-called knowledge graphs in a structured and machine- and human-readable way.

Implementation

The **Specialized Information Service Biodiversity Research (BIOfid)** [1] aims at this method of data mobilization from Central European biodiversity literature. In cooperation with the **European Soil-Biology Data Warehouse for Soil Protection (EUdaphobase)**, differing vocabularies on the taxonomy, anatomy, ecology and traits of soil invertebrates are currently being harmonized and mapped onto **domain-specific ontologies**. In addition to data extraction, these ontologies should also support the **interoperable and sustainable management of pan-European soil biodiversity data**.



Schematic example of linked BIOfid-EUdaphobase ontologies. The Chilopoda Anatomy Ontology (ChilAO) is linked to the Eudaphobase Taxonomy Ontology, which can also support ontologies of ecological interactions between centipedes and other terrestrial invertebrates.



A. BIOfid corpus. Combined with ontologies, it enables the identification and recognition of information units (taxa, morphological structures) in historical literature.

B. BIOfid services and search portal. Full text queries can be performed with both a traditional index search and a semantic search. The search results can currently be downloaded in JSON format.

References

- Koch M, Kasperek G, Hörschemeyer T, Mehler A, Weiland C, Hausinger A. (2017): Setup of BIOfid, a new Specialised Information Service for Biodiversity Research. In *Biodiversity Information Science and Standards*, 1: e19803. <https://doi.org/10.3897/tidwproceedings.1.19803>
- Bonato L, Edgecombe G, Lewis J, Minelli A, Pereira L, Shelley R, Zapparoli M (2010): A common terminology for the external anatomy of centipedes (Chilopoda). *ZooKeys* 69: 17-51. <https://doi.org/10.3897/zookeys.69.737>; figure 43.
- Hines, J., Gilling, D. P., Rzanny, M., Voigt, W., Meyer, S. T., Weisser, W. W., Eisenhauer, N., and Ebeling, A. (2019): A meta food web for invertebrate species collected in a European grassland. *Ecology* 100(6):e02679. <https://doi.org/10.1002/ecy.2679>
- BMIG (2022): *Lamyctes emarginatus*, photo by Ed Hardy, reused with permission. <https://www.bmig.org.uk/species/lamyctes-emarginatus>

Co-funded by



Deutsche Forschungsgemeinschaft
DFG Grant MO 412/54-2

CA18237 - European Soil-Biology Data Warehouse for Soil Protection

Visit BIOfid at

