



HAL
open science

Mastication, function, control mechanisms and consequences on nutrition

Marie-Agnès Peyron

► **To cite this version:**

Marie-Agnès Peyron. Mastication, function, control mechanisms and consequences on nutrition. 1. INTERNATIONAL CONGRESS TEETH, POSTURE AND DIET, Oct 2016, Cetraro, Italy. hal-03758328

HAL Id: hal-03758328

<https://hal.inrae.fr/hal-03758328>

Submitted on 23 Aug 2022

HAL is a multi-disciplinary open access archive for the deposit and dissemination of scientific research documents, whether they are published or not. The documents may come from teaching and research institutions in France or abroad, or from public or private research centers.

L'archive ouverte pluridisciplinaire **HAL**, est destinée au dépôt et à la diffusion de documents scientifiques de niveau recherche, publiés ou non, émanant des établissements d'enseignement et de recherche français ou étrangers, des laboratoires publics ou privés.

Mastication

function, control mechanisms and consequences on nutrition

Marie-Agnès Peyron

French National Institute for Agricultural Research (INRA)
Theix
Human Nutrition Unit
Saint Genès Champanelle
France

marie-agnes.peyron@inra.fr

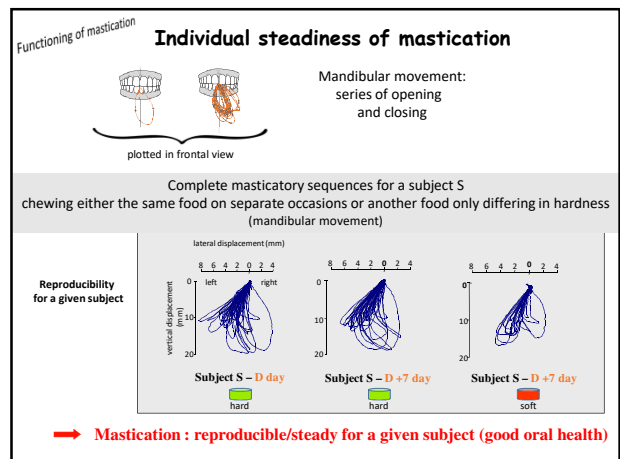
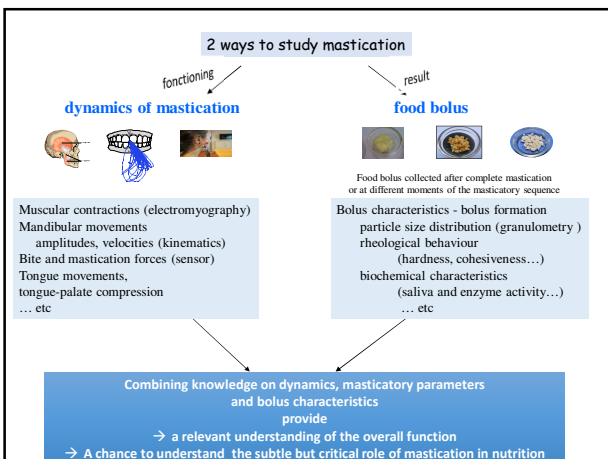
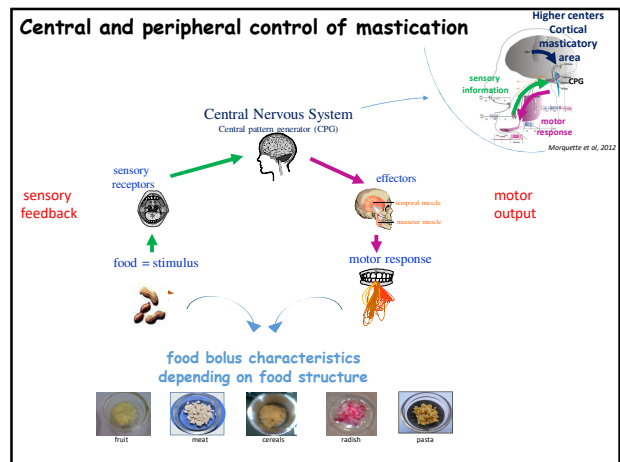
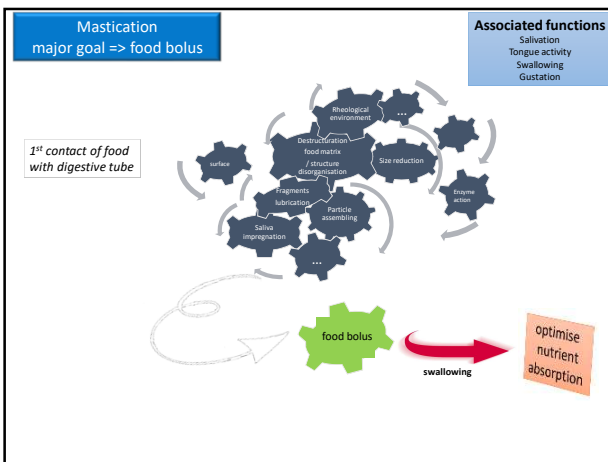
1st International Congress, Teeth, Posture and Diet, Cetraro, Italy, October 2016

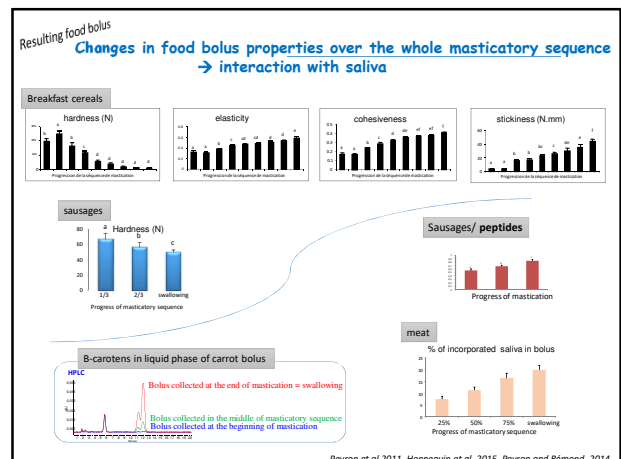
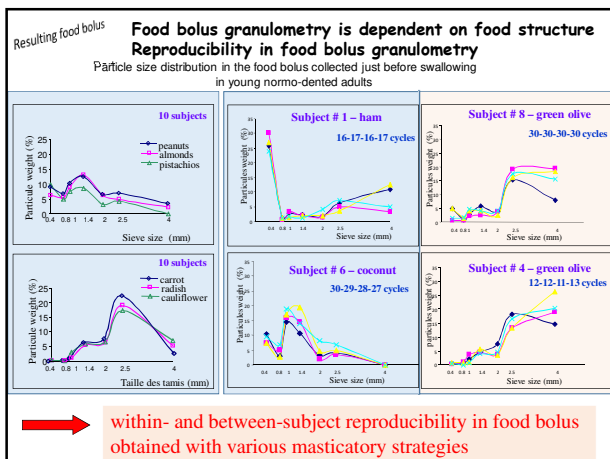
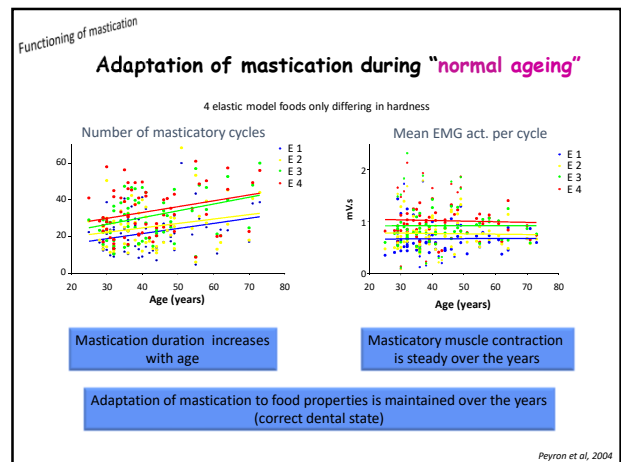
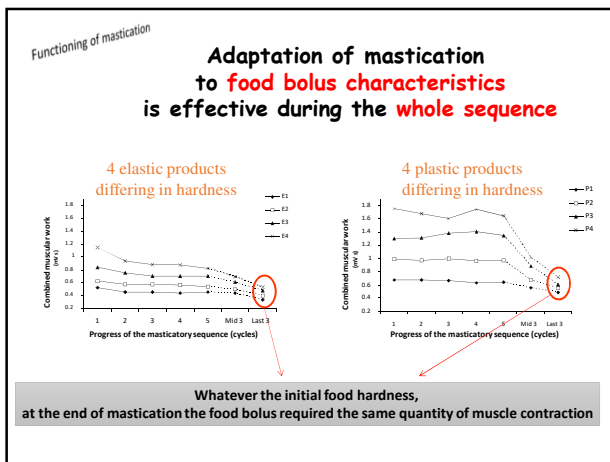
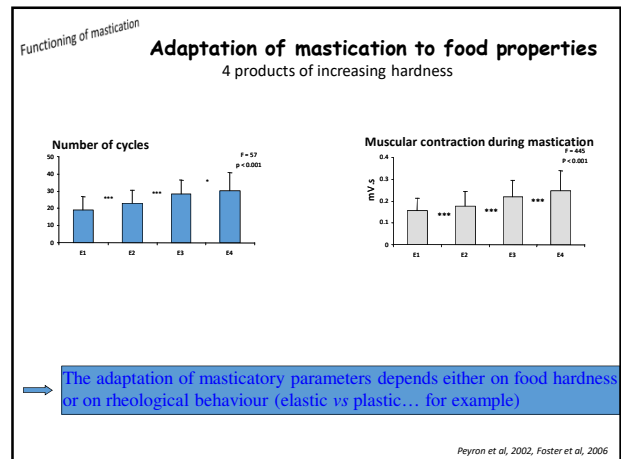
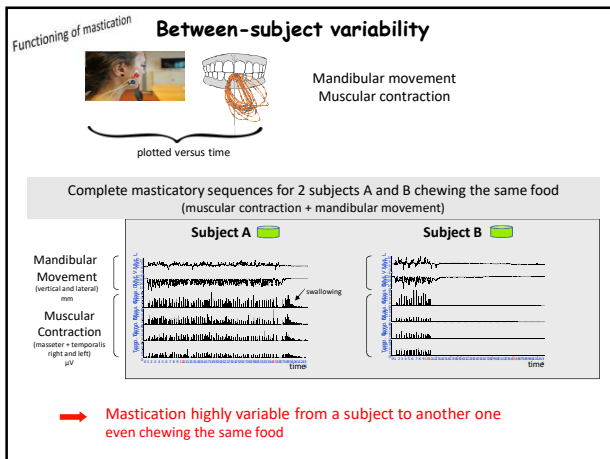
Mouth is the first compartment of food transformation for the purpose of its assimilation
→ all digestive compartments are linked, each following the other, mouth being the first one

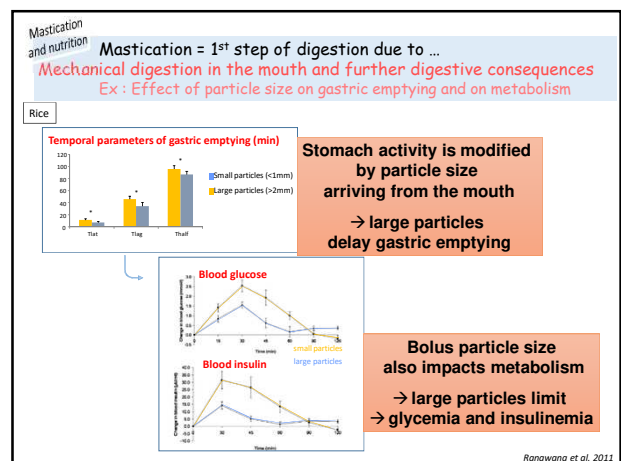
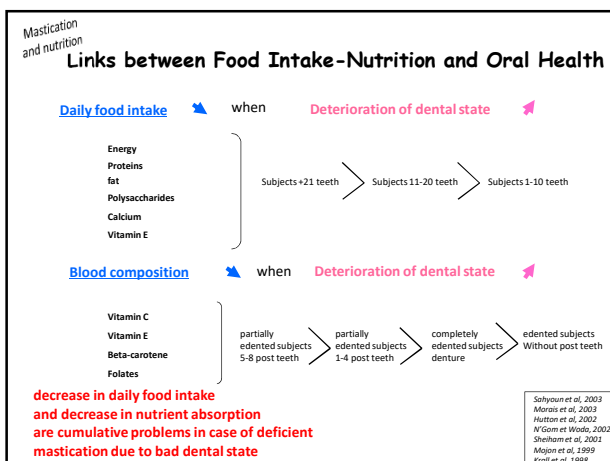
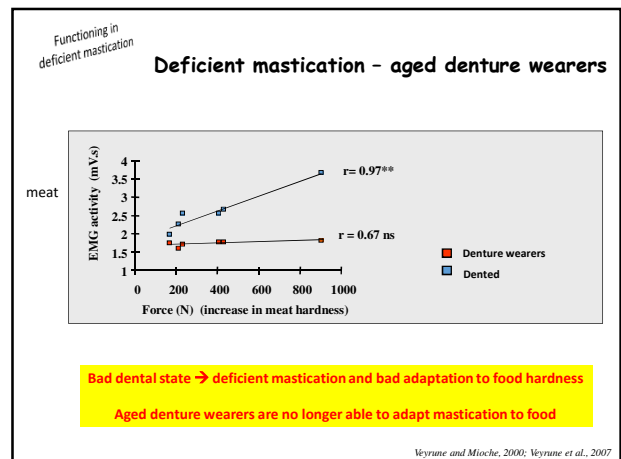
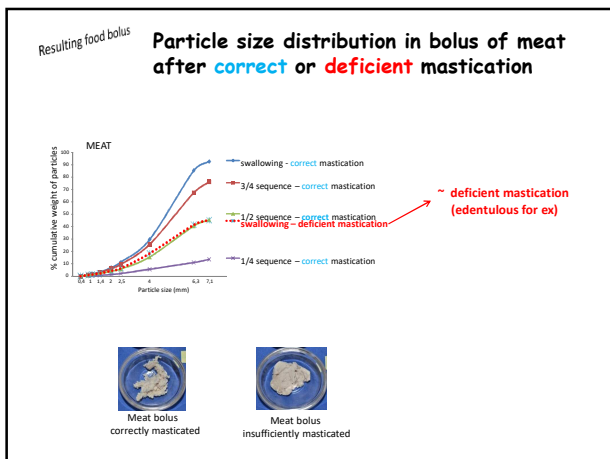
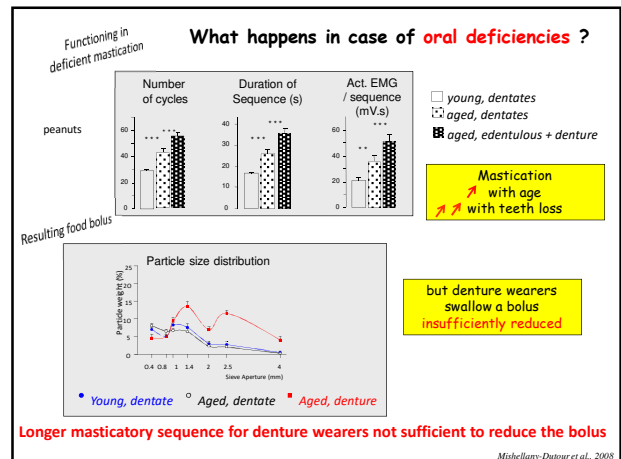
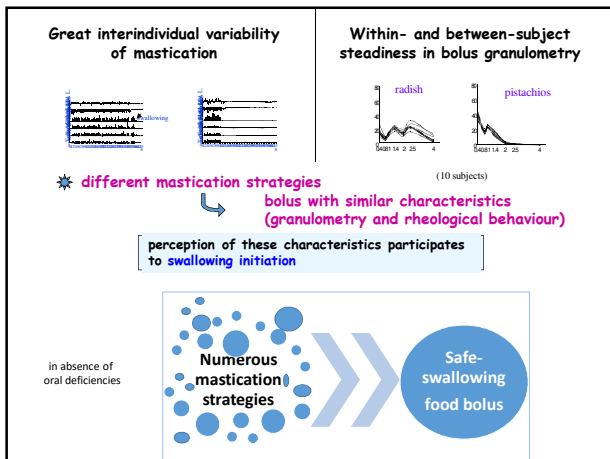
In the alimentary context, the main activity of the mouth is mastication mastication is operated to **prepare a food bolus for swallowing** without pain, discomfort or risk of aspiration

Mastication is the first step of digestion and must be considered as such

- mechanical digestion
- chemical digestion







Mastication and nutrition

Mastication = 1st step of digestion due to ...
Biochemical modification of food compounds/nutrients

■ Beef --- mouthful
■ Beef --- minced

⚡ **lipid oxidation** during mastication **in vitro without saliva**
 more important when meat is minced before chewing

⚡ **protein oxidation** during mastication **in vitro without saliva**
 more important when meat is minced before chewing

Important to consider the antioxidant status of saliva since it can protect food compounds from oxidation
 → Nutrient oxidation has important negative consequences on intestinal absorption

Santé-Lhoutellier & Peyron 2013

Mastication and nutrition

Mastication = 1st step of digestion
Impact of masticatory deficiency on oral and intestinal starch digestibility

→ simulation of edentulous people

● **Oral digestibility of starch**
 g maltose/g starch (%)

● **Intestinal digestibility of starch**
 g glucose/g starch (%)

⇒ after correct mastication, a part of the initial starch content has been hydrolyzed in maltose (dissolved in saliva)
 ⇒ after deficient mastication, starch hydrolysis is significantly lower
 ⇒ but normal digestion tends to balance oral deficiency to a certain limit
 ⇒ a lack in absorption would be significant in case of combined deficient mastication AND digestion

Mastication and nutrition

Mastication = 1st step of digestion
Impact of masticatory deficiency on amino-acids (AA) absorption

Amino acids plasma determination after correct or deficient mastication → simulation of edentulous people

⇒ With deficient mastication, amino acids assimilation is slower and lower than with correct mastication
 ⇒ This is mainly due to greater particles in the swallowed food bolus limiting further digestion

Rémond and Peyron, 2013

Mastication and nutrition

Mastication = 1st step of digestion due to ...
Cephalic phase reflexes initiated in the mouth during food oral processing

SHAM FEEDING = Oral stimulations but no swallowing, no arrival of food bolus in the stomach, no digestion

Cephalic phase reflexes aimed at preparing the digestive tract to the arrival of the food being chewed and analysed in the mouth

⇒ A myriad of CPRs exists
 ⇒ FOP gives an opportunity to the CNS to adapt the digestive tract and the metabolism to food content

Variations in cardiac frequency or energy expenditure during mastication

mastication chewing gum (5 min)

R-R decreases → Cardiac frequency increases
 LF/HF ratio increases Syst orthoΣ dominant (analysis of cardiac variability)

Energy expenditure

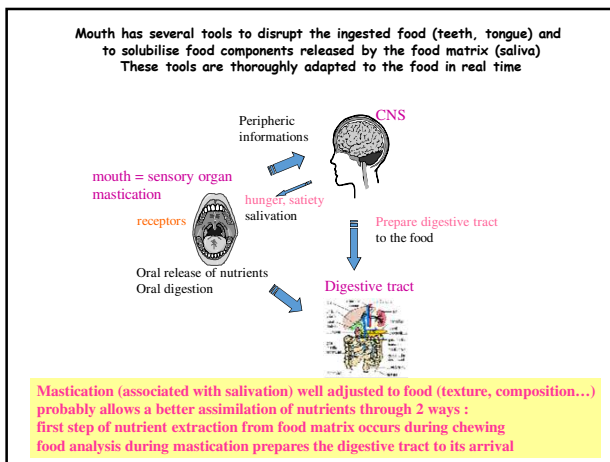
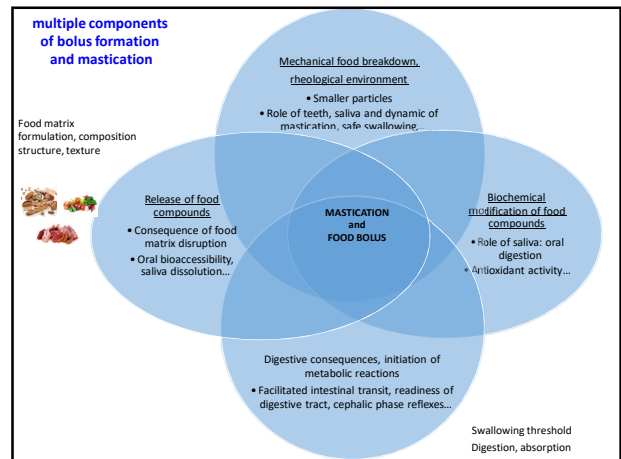
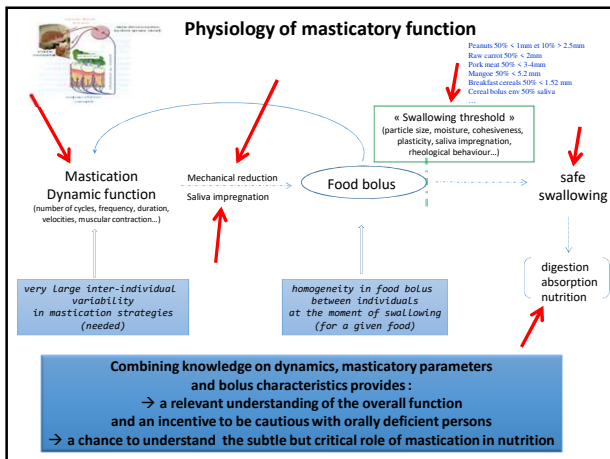
⇒ energy expenditure during mastication, impact of texture / food hardness
 ⇒ cephalic phase reflexes? Autonomic nervous system?
 ⇒ in healthy human? With pathology?

Mastication and nutrition

Mastication and satiety ?
 → comparison : meal ingested in 5 or 30 minutes

Peptides YY and GLP-1 = anorexigenic hormones

Motor activity
 Food perception
 During mastication



Thank you for your attention !

1st International Congress, Teeth, Posture and Diet, Cetraro, Italy, October, 2016