



HAL
open science

Influence of edaphic conditions and persistent organic pollutants on earthworms in an infiltration basin

G. Fernandes, O. Roques, L. Lassabatère, L. Sarles, A. Venisseau, P. Marchand, Jean-Philippe Bedell

► To cite this version:

G. Fernandes, O. Roques, L. Lassabatère, L. Sarles, A. Venisseau, et al.. Influence of edaphic conditions and persistent organic pollutants on earthworms in an infiltration basin. *Environmental Pollution*, 2022, 304, pp.119192. 10.1016/j.envpol.2022.119192 . hal-03774910

HAL Id: hal-03774910

<https://hal.inrae.fr/hal-03774910v1>

Submitted on 22 Jul 2024

HAL is a multi-disciplinary open access archive for the deposit and dissemination of scientific research documents, whether they are published or not. The documents may come from teaching and research institutions in France or abroad, or from public or private research centers.

L'archive ouverte pluridisciplinaire **HAL**, est destinée au dépôt et à la diffusion de documents scientifiques de niveau recherche, publiés ou non, émanant des établissements d'enseignement et de recherche français ou étrangers, des laboratoires publics ou privés.



Distributed under a Creative Commons Attribution - NonCommercial - NoDerivatives 4.0 International License

1 **Influence of edaphic conditions and persistent organic pollutants on earthworms in an**
2 **infiltration basin**

3 Fernandes, G.^a, Roques, O.^a, Lassabatère L.^{a*}, Sarles L.^a, Venisseau A.^b, Marchand P.^b, Bedell J.-P.^a

4 ^aUniv Lyon, Université Claude Bernard Lyon 1, CNRS, ENTPE, UMR 5023 LEHNA, F-69518, Vaulx-en-
5 Velin, France

6 ^bOniris, INRAE, LABERCA, 44300 Nantes, France

7 *corresponding author : laurent.lassabatere@entpe.fr

8 ENTPE, LEHNA IAPHY, 3 rue Maurice Audin, 69120 Vaulx-en-Velin, France

9

10 Abstract

11 In recent decades, stormwater management has developed to allow stormwater to infiltrate directly
12 into the soils instead of being collected and routed to sewer systems. However, during infiltration,
13 stormwater creates a sediment deposit at the soil surface as the result of high loads of suspended
14 particles (including pollutants), leading to the settlement of sedimentary layers prone to colonization
15 by plants and earthworms. This study aims to investigate the earthworm communities of a peculiar
16 infiltration basin and investigate the influence of edaphic conditions (water content, organic matter
17 content, pH, height of sediment) and of persistent organic pollutants (POPs: PCBs, PCDDs and PCDFs)
18 on these earthworms. Attention was paid to their age (juveniles or adults) and their functional group
19 (epigeic, endogeic, anecic). We found that the earthworm abundance was mostly driven by edaphic
20 conditions, with only a slight impact of POPs, with a significant negative impact of PCB_{DL}no for
21 juveniles and endogeic, and PCDDs for epigeic. On the contrary, the height of the sediment and the
22 water content are beneficial for their presence and reproduction. Furthermore, POPs contents are
23 also linked to physicochemical parameters of the sediment. Bioaccumulation was clearly revealed in
24 the studied site but does not differ between juveniles and adults, except for PCDDs. Conversely, BAF
25 values seemed to vary between functional groups, except for PCB_{DL} non-ortho. It strongly varies
26 with the family types (PCBs versus PCDD/Fs) and between congeners within the same family, with
27 specific strong bioaccumulation for a few congeners.

28

29

30

31 Key words: Adults/juveniles; earthworms; epigeic/endogeic; edaphic conditions, PCBs; PCDD/Fs;
32 stormwater sediment

33

34

35

36

37

38

39 1) Introduction

40 Stormwater management is a significant issue for urban areas, as urbanization artificializes soils thus
41 increasing runoff, and as it carries large amounts of suspended solids and pollutants. An alternative
42 to pipes, normally used in France, is the use of non-artificialized areas where stormwater may
43 infiltrate instead of being stocked at surface (Fletcher et al., 2015). In some cases, infiltration basins
44 are coupled with infiltration ponds to allow suspended matter and pollution to deposit before being
45 infiltrated into infiltration basins. Despite their presence, part of these particles may reach the
46 infiltration basin. In that case, pollutants and suspended solids deposit at the soil surface to form a
47 sedimentary layer (Badin et al., 2009; El-Mufleh et al., 2014; Winiarski et al., 2006) above the soil
48 surface, clogging and decreasing its infiltration capacity (Lassabatere et al., 2010). These places can
49 be rich of biodiversity, from vegetation (Bedell et al., 2021, 2013; Saulais et al., 2011) to
50 invertebrates like earthworms – which are of interest here.

51 Earthworms have a great place in the trophic chain as a food source for other species, their ability to
52 concentrate and decompose the matter as ecosystem engineers (Babu Ojha and Devkota, 2014; Le
53 Bayon et al., 2017), and to integrate soil chemical pollution (Fründ et al., 2011). Thus, they are
54 bioindicators of the quality of polluted sites and soils, useful for the monitoring of soil's quality and
55 biology and for the assessment of ecosystems risks (Edwards and Bater, 1992; Fried et al., 2019;
56 Pelosi et al., 2014). There are two categories of earthworms, depending on their age: the juveniles,
57 which are small and transparent, and the adults which are bigger, coloured and with a clitellum
58 (Baker et al., 1997; Bouché, 1972). The adults can also be separated in three functional groups: the
59 epigeic which live in the firsts five centimetres of the soil, in the hummus; the endogeic which live in
60 the first ten to fifteen centimetres and create horizontal galleries; and finally the anecic which live
61 deeper and create vertical galleries to bring their food from the ceil to the bottom of their habitat
62 (Bouché, 1972). Nowadays, some studies on earthworms in polluted sites and soils exist (Butt and
63 Quigg, 2020; Coelho et al., 2018; Shang et al., 2013) but a very little on urban artificial mediums,
64 without voluntary colonisation.

65 Earthworms have already been investigated regarding their interactions with pollutants (Datta et al.,
66 2016; Espinosa-Reyes et al., 2019; Yasmin and D'Souza, 2010). Most studies focusing on earthworm
67 abundance, diversity, resilience and adaptation to chemicals has been mostly performed for
68 cultivated soils and with the objective to use earthworms to improve the soils (Decaëns et al., 2008;
69 Givaudan et al., 2014; Rodriguez-Campos et al., 2014). The study of bioconcentration in earthworms
70 in urban or peri-urban soils has been the subject of a few recent studies and mainly restricted to the
71 study of metal trace element (MTE) (Nannoni et al., 2014). Thus, Nannoni et al. (2014) showed that
72 the uptake and accumulation of Cd, Cu, Pb, Sb and Zn by earthworms were affected by some
73 physicochemical properties of the soil, such as carbon and carbonate contents. In a recent study,
74 Coelho et al. (2018) studied the impact of MTE in an infiltration pond and clearly proved the transfer
75 of metals to earthworms, using the species *Eisenia fetida*. Then, earthworms have the capacity to
76 accumulate organic (and inorganic) contaminants present in soils (Morrison et al., 2000). Specifically,
77 studies have demonstrated that several earthworm species are able to accumulate persistent organic
78 pollutants (POPs) such as polychlorinated biphenyls (PCBs), brominated flame retardants,
79 pharmaceuticals, detergent metabolites, polycyclic aromatic hydrocarbons, and pesticides (Carter et
80 al., 2014; Kinney et al., 2008). Since the beginning of the 21st century, some POPs are classified in the
81 Stockholm Convention's Annexes in order to encourage governments to eliminate or reduce their
82 production which is a risk for the environment and health, as we still find them everywhere, at
83 significant concentrations, and as they bioaccumulate through the trophic chain (Boethling et al.,
84 2009; Bruce-Vanderpuije et al., 2019; González-Mille et al., 2019; Nadal et al., 2015). POPs are thus

85 persistent, bioaccumulative, easily transported by the air and the water in the vadose zone and the
86 groundwater and through the trophic chains by animals. POPs are also well known for their toxicity
87 and adverse effect on ecosystems and human health (Ashraf, 2017).

88 Earthworms can accumulate POPs passively by dermal absorption, and actively through soil
89 ingestion. If the relative importance of dermal and dietary exposure depends on the individual
90 contaminant, some results highlighted that the importance of the dietary pathway increases with the
91 hydrophobicity of the contaminant (Jager et al., 2003; Ma et al., 1998). Vijver et al. (2005) evaluated
92 the importance of different pathways for metal uptake in *Lumbricus rubellus*. They concluded that
93 the main route to metal accumulation was dermal absorption because ingestion via pore water
94 uptake represented only a small contribution. Regardless the bioaccumulation pathways, Ville et al.
95 (1995) observed the accumulation of PCBs in all earthworm tissues for several earthworms species
96 (*Eisenia andrei*, *Eisenia fetida*, *Eisenia hortensis* and *Lumbricus terrestris*), proving that once in the
97 earthworm flesh, the MTE may affect all organs and thus have a toxic effect.

98 The question of earthworms in stormwater infiltration basin has never been raised and treated into
99 details. In this study, we investigated an infiltration basin that receives the stormwater from an
100 industrial catchment. We questioned the link between POPs, edaphic conditions and earthworms'
101 communities in that kind of artificial system. We expect quite significant levels of POPs and related
102 consequences on earthworms' communities, at least to enhance bioaccumulation. More specifically,
103 the aim of this study is: (i) to attest the presence and assess the quantity of earthworms in such
104 infiltration devices; (ii) to characterize the influence of the biotope (pollutants and edaphic
105 conditions) on earthworms' abundance and (iii) to assess the impact of pollutants on earthworms'
106 bioaccumulation. Every part is assessed specifying the groups: total, age (juveniles and adults) and
107 functional group (epigeic, endogeic, anecic).

108 2) Material and methods

109 a) Study site

110 The studied infiltration basin is located in the industrial area of Chassieu (69680, France) and is
111 referred to as the Django Reinhardt basin (45°44'09.1"N 4°57'27.0"E). The basin is 2 hectares in area
112 and is preceded by a retention pond. This latter artificial system allows the decantation of most of
113 the suspended solids carried by the stormwater. When stormwater reaches a given threshold, water
114 overflows and enters the infiltration basin. Then, stormwater runs over the soil surface and infiltrates
115 into the soil. As the removal of suspended solids is never complete, some particles carried by the
116 water enter the infiltration basin and tend to accumulate at the soil surface when water infiltrates
117 into the soil. Then, a sedimentary layer settles down at the surface and participates in the formation
118 of the upper horizon, which can be colonized by plants and fauna. Due to the topography of the site,
119 sediment deposition is not homogeneous and leads to the regionalization of flow pathways at the
120 surface (**Figure 1**). In the following, we use the term "sediment" to mention this upper horizon that
121 separates the fluvio-glacial substrate to the atmosphere, and that host most of the fauna and flora
122 (Badin et al., 2009).

123 b) Physicochemical characterization of the sediments

124 The sediment samples were also taken at each plot over its entire height, close to the harvest zone,
125 and were stored in a cold chamber at +4°C in glass jars without drying or sieving. The sediment was
126 characterized in terms of height and physico-chemical properties. The sediment height was
127 measured manually by coring the sediment till its subbase and measuring the depth between the
128 subbase and the sediment surface. The organic matter was determined by loss-on-ignition at 550°C
129 during 4 hours (NF EN 15935). The water content was determined by heating the soil at 105°C for 24

130 hours (NF ISO 11465) and by differentiating the weight before and after drying, leading to the
131 determination of the weight water content as follows:

$$132 \quad w = \frac{m_{wet} - m_{dry}}{m_{dry}} \quad (1)$$

133 where m_{wet} and m_{dry} refer to the weight of the wet and dry matrices. The pH was determined after
134 two hours of agitation and five hours of resting by the norm NF X31-103 (Badin et al., 2009).

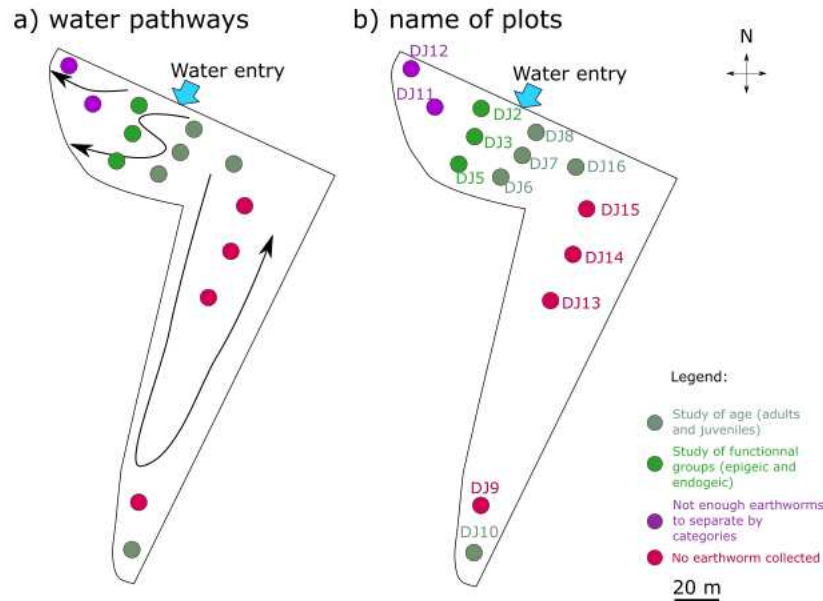
135 For the pollution, we focused on the POPs. We considered the following families of pollutants with
136 their related congeners:

- 137 • Polychlorinated dibenzodioxins (PCDDs), gathering the following congeners: 2.3.7.8 – TCDD,
138 1.2.3.7.8 – PeCDD, 1.2.3.4.7.8 – HxCDD, 1.2.3.6.7.8 – HxCDD, 1.2.3.7.8.9 – HxCDD,
139 1.2.3.4.6.7.8- HpCDD, OCDD.
- 140 • Polychlorinated dibenzofurans (PCDFs), gathering the following congeners: 2.3.7.8 – TCDF,
141 1.2.3.7.8 – PeCDF, 2.3.4.7.8 – PeCDF, 1.2.3.4.7.8 – HxCDF, 1.2.3.6.7.8 – HxCDF, 1.2.3.7.8.9 –
142 HxCDF, 2.3.4.6.7.8 – HxCDF, 1.2.3.4.6.7.8 -HpCDF, 1.2.3.4.7.8.9 -HpCDF, OCDF.
- 143 • Polychlorinated biphenyl non-ortho-substituted (PCBno), gathering the following congeners:
144 PCB 77, PCB 81, PCB 126 and PCB 169.
- 145 • Polychlorinated biphenyl mono- or di-ortho-substituted (PCBmdio), gathering the following
146 congeners: PCB 105, PCB 114, PCB 116, PCB 123, PCB 156, PCB 157, PCB 167 and PCB 189.
- 147 • Polychlorinated biphenyl non-dioxin like (PCBNL), gathering the following congeners: PCB
148 28, PCB 52, PCB 101, PCB 138, PCB 153 and PCB 180.

149 The POPs contents were determined by congeners and gathered also by family. These were
150 determined by the laboratory LABERCA in Nantes (La Chantrerie - Route de Gachet, 44307 Nantes,
151 France) for all the solid matrices (including sediment, see Annex 1, and dry earthworms, see Annex
152 2). For these pollutants, we study the contents for each congener plus for the sum of congeners. The
153 others pollutants (e.g., metallic trace element) were also determined but are not shown since they
154 do not interfere with the results presented in this study.

155 c) Harvest and identification of earthworms

156 The harvests were carried out in April 2013 over a period of fourteen days. Fourteen one-meter-
157 square plots were delimited in the basin in order to represent the diversity of edaphic conditions and
158 biocenosis. In particular, we sampled three specific water pathways at the soil surface (**Figure 1**) to
159 get observations representative of the observed spatial variability. These fourteen plots are named
160 DJ + a number (**Figure 1**).



161

162 *Figure 1 : Representation of a) the water pathway at the soil surface (where water infiltrates and evaporates), and b) the 14*
 163 *plots on the infiltration pond Django Rheinhardt. In the red plots (DJ9, DJ13, DJ14, DJ15), no earthworms were collected. In*
 164 *the purple ones (DJ11, DJ12), the data were only used for the first part of the study: the analysis of abundance. The green*
 165 *ones, more (DJ6, DJ7, DJ8, DJ10, DJ16) or less (DJ2, DJ3, DJ5) dark, separate the plots which were used to analyze the*
 166 *pollutants contents according to the age or functional group.*

167 The earthworms were sampled according to the method developed by the OPVT¹ (*Observatoire*
 168 *Participatif des Vers de Terre, Participative Observatory of Earthworms*) from the University of
 169 Rennes (Andrade et al., 2021). The samplings were made under the shadow of a tent to prevent from
 170 the soil exposure to the sun and related heating. The vegetation was removed manually before
 171 spreading a stinging solution (300 g of mustard Amora Fine et Forte® diluted in 10 litres of water).
 172 The solution was disposed a first time on the surface of the plot. Then, the earthworms coming out
 173 of the ground were collected and put in a water bowl. After approximately 15 minutes, the protocol
 174 was reiterated between three or four times until no more earthworm appear. This protocol had
 175 already proved efficient in most cases and soils (Andrade et al., 2021). However, note that only living
 176 earthworms are collected with that method.

177 Afterwards, the earthworms were classified by age and functional group for each plot. Firstly, they
 178 were separated between juveniles and adults. Then, when possible, the adults were separated by
 179 functional groups between epigeic, endogeic, anecic (Bouché, 1972; OPVT). For every plot, the
 180 quantities of juveniles, adults, epigeic, endogeic, anecic and unclassified earthworms were
 181 determined, depending on the collections. In some cases, because of too few earthworms, some of
 182 the groups could not be determined.

183 d) POPs contents in earthworms and bioaccumulation

184 The contents of POPs in earthworms were determined as follows. The collected earthworms were
 185 gathered by groups before being rinsed with deionized water and placed in moist filter paper to
 186 disgorge their gastrointestinal tract for 24 hours (OECD, 2010). After that, the individuals
 187 corresponding to the replicates done per sample were put together, weighted and frozen (at -20°C).
 188 Then, the samples of dry matter were sent to the laboratory LABERCA for the determination of
 189 pollutant contents (mass of pollutant per unit mass of dry matter, see Annex 2). In some cases, some
 190 of the groups (juveniles, adults, epigeic, endogeic, and anecic) could not be properly characterized

¹ https://ecobiosoil.univ-rennes1.fr/OPVT_accueil.php

191 because of the lack of earthworms in the sent sample. Consequently, the questions were adapted to
192 the plots according to the earthworm collections. Five plots were thus tested for pollutant contents
193 as a function of juveniles and adults (DJ6, DJ7, DJ8, DJ10 and DJ16). Only three allowed to
194 characterize pollutant contents as a function of the functional groups (DJ2, DJ3 and DJ5). In the end,
195 we obtained one single value per group and per plot (e.g., "DJ7 juveniles", "DJ7 adults", "DJ3
196 epigeic", "DJ3 endogenic") for each congener and each family (sum of congeners). Most of the values
197 could be determined because only 2,2% of the values were under the threshold of detection.

198 We also determined the bioaccumulation factor (BAF) that quantifies the ratio of the pollutant
199 content in the organisms to the pollutant content in the medium (i.e., the sediment). The BAF is
200 similar to the factor of bioconcentration in Amutova et al. (2021) and allows the detection of
201 bioaccumulation, i.e. when the organism concentrates the pollutants in its body. The BAF is
202 computed for each congener but also for the families by summing POPs contents among congeners.
203 As for DJ2, DJ3, DJ5, DJ6, DJ7, DJ8, DJ10 and DJ16 there was enough earthworms collected to
204 separate them in two groups (adults and juveniles or epigeic and endogenic), the "total BAF" per plot
205 was averaged over the groups. However, there is only one value of BAF for the families in DJ11 and
206 DJ12 (**Figure 1**).

207 e) Statistical analyses

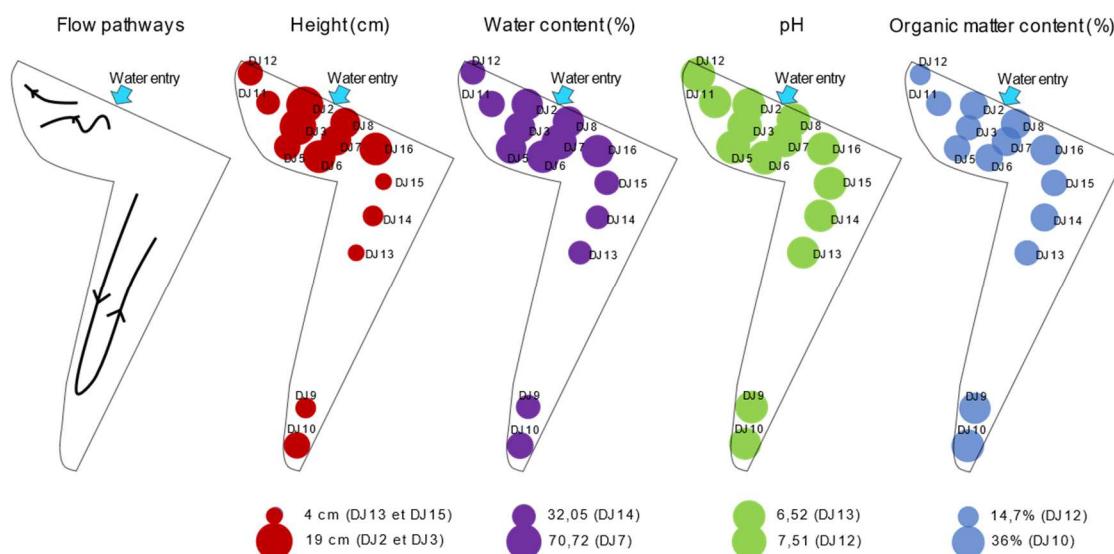
208 The statistical analyses were performed in three stages, using the R software[®]. Principal component
209 analysis (PCA) were performed to see the potential correlations between parameters. Pearson
210 correlation tests (Pearson, 1920) were also performed to test correlation between variables. We also
211 verified that the required conditions were fulfilled: i) residues independency (Durbin Watson test), ii)
212 residue normality (Shapiro-Wilk test), and iii) residue of homogeneity (Breusch-Pagan test).
213 Spearman correlation tests were also realized, with its single condition of use: the Durbin Watson
214 test. Only correlation factors higher than 0,6 or lower than -0,6 were considered. The differences in
215 medians between groups were checked with a Wilcoxon test. For all the tests, we rejected the null
216 hypothesis (no correlation or no difference between means) for p-value below the threshold of 0,05.
217 For the graph part, the boxplots were created with the ggplot package in R[®].
218

219 3) Results and discussions

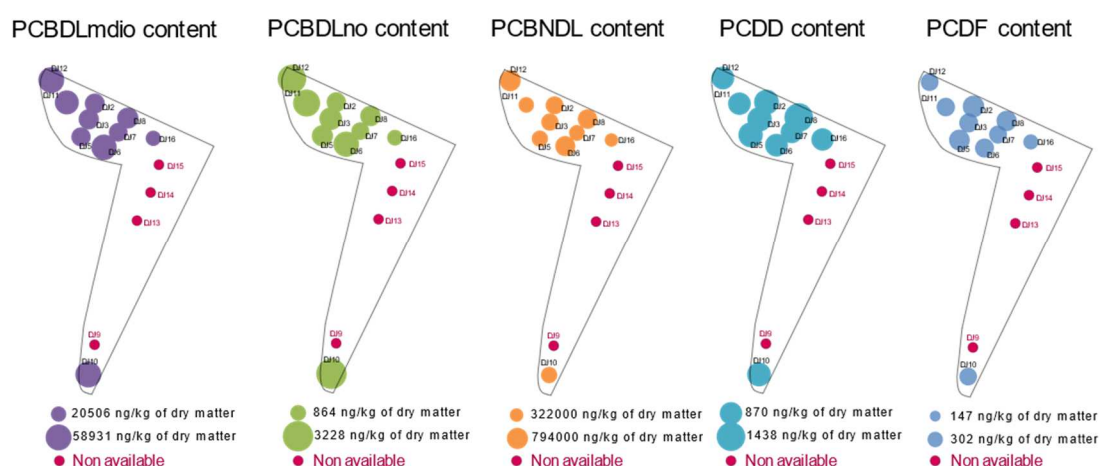
220 a) Sediment physicochemical characterization

221 The sediment features exhibit a great variability (**Figure 2**). The physicochemical properties show the
222 following trends: the sediment thickness varies from 4 to 19 cm, the water content from 30 to 71%,
223 the pH from 6,52 to 7,51, and the organic matter content from 15 to 36% (w/w). Our findings are in
224 line with previous findings. For instance, Badin et al. (2009) found similar values of pH, but slightly
225 lower values of OM contents with $14.3\pm 0.4\%$ and of water contents with values around $18.6\pm 0.7\%$,
226 in the same infiltration basin. However, the order of magnitude and the spatial gradients were
227 respected. The higher values of sediment heights reveal the sedimentation of a thicker layer close to
228 the entry. The higher water contents close to the entry are also logical since the stormwater enters
229 the basin at that location, thus providing large amounts of water. Conversely, the OM content and
230 the pH seem less variable.

231 The POPs contents strongly vary between families (**Figure 3**). The POPs contents sort as follows by
232 increasing order: PCDFs contents range from 147 to 302 ng/kg of dry weight (dw); PCDDs contents
233 from 870 to 1438 ng/kg dw; the PCB_{DLno} contents from 864 to 3228 ng/kg dw; PCB_{DLmdio} contents
234 from ≈ 20000 to almost 60000 ng/kg dw, and PCB_{NDL} contents from ≈ 300000 to almost 800000
235 ng/kg dw. The difference between those concentrations is statistically significant (Wilcoxon test's p-
236 values $\ll 0,05$ for all pairs of values, between each family). As POPs are hydrophobic pollutants
237 (Ashraf, 2017), PCB_{DLno} and PCDF contents were significantly negatively linked to the water content.
238 Differences in POPs content between different plots may also depend on the organic matter content
239 but also on the sediment height. We may expect this last correlation to reflect the influence of the
240 local hydraulic conditions. Indeed, the organic particles are expected to deposit where the flow rates
241 are lower, i.e., in the parts of the basin prone to sedimentation. However, the observed differences
242 were statistically different. Our findings compare well to previous studies (Annex3): considering the
243 sum PCB_{NDL} + PCB 118, we obtained an average value of 560 ng/kg dw, which corresponds to the
244 orders found by Liber et al. (2019) and Mourier et al. (2014) in sediments from the Rhone river, in the
245 same region. The content of six PCB_{NDL} congeners + PCB 118 in an infiltration basin close to our
246 study site was 418000 ng/kg dw (Datry et al., 2003). Regarding PCDDs and PCDFs, smaller contents
247 than our values by one or two orders of magnitude were found in river banks (Coelho, 2019). These
248 contents are significant and then expected to have toxicological effects. Heavy metals were also
249 found on the site, but we chose to focus on the POPs potential risk in that study.



250
 251 *Figure 2 : Physicochemical characterization of the sediment from left to right: flow pathways, height (cm, one value per*
 252 *plot), water content (% , mean of 2 values per plot), pH (mean of 3 values per plot), organic matter content (% , mean of two*
 253 *values per plot).*



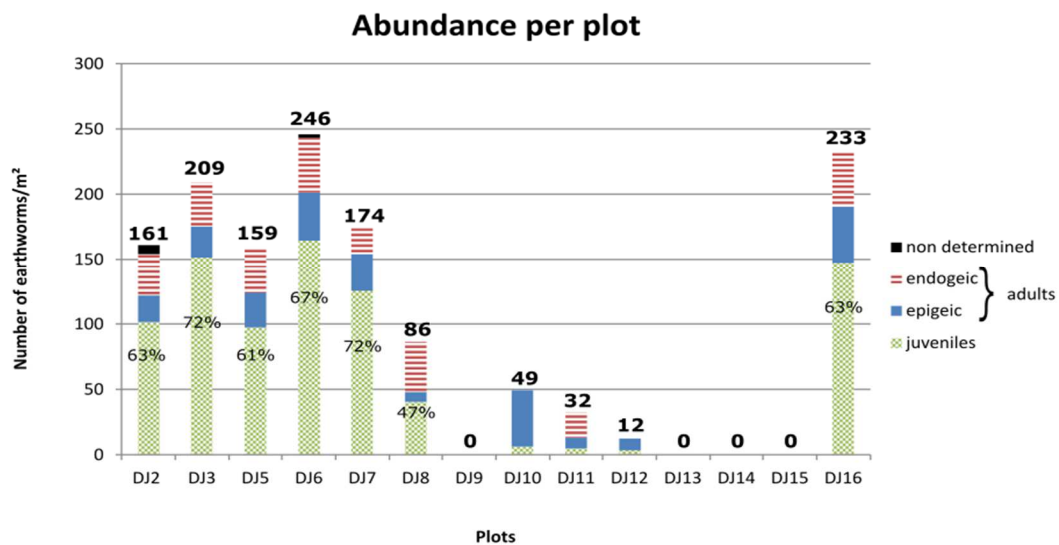
254
 255 *Figure 3 : Contents of POPs in the sediment (one value per plot). Classified by family of POPs, from left to right: PCBdLmdio,*
 256 *PCBdLno, PCBNDL, PCDDs, PCDFs.*

257
 258 **b) Total abundance**

259 In total, 1361 earthworms were collected, with a large variation depending upon the considered
 260 plots. Earthworm densities ranged from 0 to 246 earthworms.m⁻². Four plots (DJ9 and DJ13-15) had
 261 no earthworms at all (**Figure 4**). Our values were in line with the regular order of magnitude for
 262 urban soils. Butt and Quigg (2020) found a mean of 208 earthworms.m⁻² in an artificialized old
 263 steelwork's soil, Baker et al. (1997) more than 140 earthworms m⁻² in Australian pastures and
 264 orchards versus more than 50 earthworms m⁻² in cropping soils. In engineered and urban grasslands
 265 soils, 200 to 500 earthworms. m⁻² were collected (Maréchal et al., 2021).

266 The adults constituted 38% of the total population on average. Most of the adults had their
267 functional group identified, apart from a few exceptions (**Figure 4**, DJ12 and DJ6). No anecic were
268 found. We found only endogeic (*Allolobophora rosea rosea*, *Microscolex* sp., and *Allolobophora*
269 *icteria*) and epigeic (*Aporrectodea* sp. and *Lumbricus rubellus*) species with relative proportions of
270 51% and 49%. The absence of anecic is assumed to result from the too small height of sediments (\leq
271 19 cm). Our results strongly contrast with Butt and Quigg (2020) who found 5% of epigeic and 39% of
272 anecic. However, these authors explained the small fraction of epigeic by the large decrease in water
273 contents and the fact that the main epigeic species are semi-aquatic. In the infiltration basin, water
274 contents are quite high, as the result of large volumes of stormwater entering the basin. These
275 conditions may have promoted the colonization by epigeic species.

276 The juveniles were present in large proportions in most plots (62% in average). However, the spatial
277 variability was very strong. While the juveniles predominated in spots DJ2-DJ8 and DJ16, they were
278 absent from several spots (DJ9, DJ13, DJ14, and DJ15) and had very small proportions in the others
279 (12% in DJ10; 16% in DJ11; 25% in DJ12). In a study at seven different study sites in Slovakia,
280 earthworm density, body biomass, and diversity in relation to land use (arable land, permanent
281 grasslands), management, and selected abiotic (soil chemical, physical, climate-related) and biotic
282 (arthropod density and biomass, ground beetle density, carabid density) indicators were analyzed
283 (Kanianska et al., 2016). These authors observed that the percentage of earthworm juveniles within
284 the community was only slightly higher in arable land (80%) than in permanent grasslands (72.4%),
285 and they obtained a positive correlation between earthworm density and biomass with soil moisture
286 in arable land (Kanianska et al., 2016). Our study observed an excellent linear relation between
287 juvenile presences/number and sediment height ($R^2=0.63$; data not shown). The prevailing water
288 potential in the soil had already been correlated to *A. caliginosa* cocoon production, cocoon
289 development, and growth of juveniles under laboratory conditions (Holmstrup, 2001). Moreover, soil
290 moisture may have an important influence on food availability. Indeed, the ingestion of soil food can
291 be more accessible when soil moisture is high. Consequently, the observed effect of water content
292 on adult biomass and the juvenile number may be due to its direct impact and the combination of
293 such an impact with the adverse impact of water on food intake. Another correlation is also
294 established between earthworm abundance and juvenile percentage ($p\text{-value} \ll 0,05$, $r=0,94$), with
295 the greatest percentages of juveniles at the places with the highest earthworm abundances. We then
296 assume that when conditions are favourable to the earthworms, juveniles expand, explaining the link
297 between abundance and juveniles. The proper edaphic conditions (water content, sediment height,
298 and organic content) will then promote, at the same time, earthworms abundance and the expansion
299 of juveniles, explaining the correlation between abundance and juveniles.



300

301 *Figure 4 : Abundance per plot of earthworms. The percentage of juveniles is indicated in the green grid histograms. The*
 302 *number in bold is the total number of earthworms collected per plot.*

303 Statistical analyses were performed to correlate the earthworms' abundance and age with edaphic
 304 and physicochemical conditions (sediment height, water content, pH, OM, and POPs contents). The
 305 total abundance proved strongly correlated to water content and sediment thickness, regardless of
 306 age and functional groups. The correlation tests validate the positive correlation between the water
 307 content and every category of earthworms (p -values $\ll 0,05$, $r \approx 0,9$). We assume that above a given
 308 threshold (approximately 80%), the sediment becomes too water-saturated to allow any chance of
 309 survival for earthworms. Below this threshold, the water content promotes earthworms'
 310 colonisation, and the correlation remains, the earthworms preferring wet conditions. Regarding the
 311 sediment height, we found the same positive correlation with very high values of coefficients of
 312 correlation (p -values $\ll 0,05$, $r \approx 0,9$) for all categories of earthworms (juveniles, adults, epigeic and
 313 endogeic). Logically, the height of sediments allows the earthworms to move in any direction, and
 314 the earthworms do not colonize the soil below, this being mostly made of mineral deposits with low
 315 organic content (Badin et al., 2009; Lassabatere et al., 2010). We thus found the lowest quantities of
 316 earthworms in DJ9-DJ15 because the height of sediment and the water content are also the lowest.
 317 These poor edaphic conditions could explain the lack of juveniles in DJ10-DJ12 (**Figure 4**) with stress
 318 decreasing reproduction.

319 Earthworm abundance and age seemed also positively impacted by **pH**, but to a lesser extent, with
 320 low values of correlation coefficient ($r \approx 0,5$). Our findings align on Vergnes et al. (2017) who showed a
 321 positive relation between earthworms' abundance and pH in anthroposols. The total content in
 322 organic matter (OM) showed no clear impact as well. Regarding pollution, the total abundance was
 323 only significantly linked to the PCBDLno contents in sediments (Pearson: p -value $< 0,05$, $r = -0,67$). The
 324 negative correlations proved the negative and potential toxic effect of PCBDLno. For the other POPs,
 325 no clear effect could be detected on the total abundance. However, some trends appeared when the
 326 effects were tested per group. Significant (negative) effects were found for the following cases:
 327 PCDDs contents in the sediment on epigeic (Spearman, $p < 0,50$, $r = -0,69$) and PCBDLno contents in
 328 sediment on juveniles and endogeic (Pearson $r = -0,73$). We conclude that the POPs may have
 329 negative impacts on earthworm abundance, as already put forward in industrial and urban soils
 330 (Espinosa-Reyes et al., 2019), and for others pollutants in artificial soils as MTEs (Coelho, 2019) and

331 pentachloronitrobenzene (Li et al., 2019). However, the trends are quite tiny here, with more effect
332 of PCBDLno.

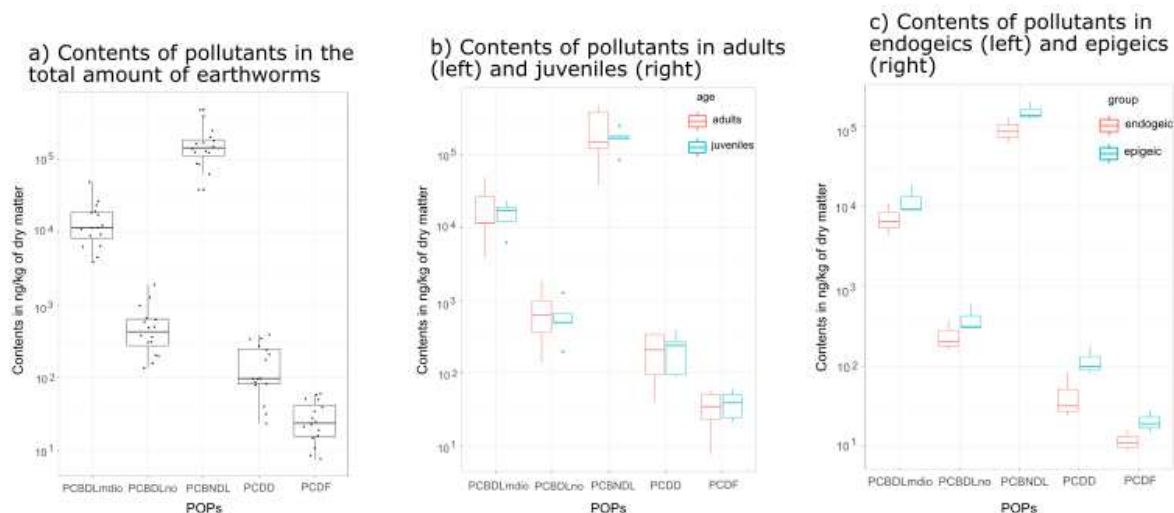
333 c) POPs contents in earthworms and bioaccumulation

334 The contents of POPs in the earthworms (**Figure 5**) were studied for 8 plots: DJ2, DJ3, DJ5, DJ6, DJ7,
335 DJ8, DJ10 and DJ16 (see green plots in **Figure 1**). Indeed, the mass of earthworms was not enough for
336 the POPs detection in the others plots.

337 The POPs contents in the earthworms are in the same order than contents in sediments (**Figure 5**):
338 PCDFs (24 ng/kg dw) << PCDDs (98 ng/kg dw) << PCBDLno (432 ng/kg of dw) << PCBDLmdio (11483
339 ng/kg dw) << PCBNDL (143990 ng/kg dw). These differences in POPs contents are significant
340 (Wilcoxon test's p-value << 0,05, **Figure 5**) and remain the same regardless of the age (juveniles versus
341 adults) and the functional group (endogeic versus epigeic). For one family of POPs, no difference of
342 content is found between adults and juveniles. Conversely, we noticed higher contents in the epigeic
343 groups than in the endogeic ones. However, the difference was not statistically significant. This
344 absence of statistical significance was supposed to result from the too small size of the samples
345 (n = 2 groups*5 plots for the functional groups).

346 POPs content in earthworms and sediments do not seem to be correlated, but to have a linear
347 relation, as if the content in earthworms already have reach a saturation threshold. In that case, the
348 most contaminated sites do not imply necessarily the biggest POPs content in earthworms.

349 We also tried to correlate the contents of POPs in earthworms with the characteristics of the
350 sediments at the different plots. The contents in earthworms of PCDDs and of PCBDLmdio were
351 significantly linked to the OM content of the sediment (Pearson r=-0,83 and Pearson r=-0,66,
352 respectively). No other correlation could be found for the other cases.



353
354 *Figure 5: Contents of pollutants in earthworms according to each family of POPs. (a) There are two points per plot (one for*
355 *juveniles, one for adults or one for epigeic, one for endogeic) for all the eight plots considered here (D2, DJ3, DJ5, DJ6, DJ7,*
356 *DJ8, DJ10 and DJ16). Each point, per family, is the sum of all the congeners for one category on one plot. (b) Idem with*
357 *adults and juveniles separated. (c) Idem with epigeic and endogeic separated.*

358 The observed contents are in line with previous studies. In Japan, the analysis of earthworms in rice
359 fields showed tissue levels of 150 $\mu\text{g.kg}^{-1}$ fresh weight of PCBDL (Nakamura et al., 2007). In East
360 China, *E. fetida* and *Allolobophora caliginosa* trapezoides species collected in a typical e-waste
361 dismantling area, showed PCB accumulation in tissues at levels of 1.17 up to 78.6 $\mu\text{g.kg}^{-1}$ dw with
362 PCDDs, and PCDFs accumulation between 0.13 and 0.59 $\mu\text{g.kg}^{-1}$ dw (Shang et al., 2013). Henriksson et

363 al. (2017) also demonstrated the accumulation of PCDDs and PCDFs in *E. fetida* tissues at
364 concentrations of 1.5 to 15000 $\mu\text{g}\cdot\text{kg}^{-1}$ dw in Swedish contaminated soils. The accumulation of PCDDs
365 and PCDFs in the tissues of two others earthworms' species, *Allolobophora catiginosa* and *Lumbricus*
366 *rubellus*, were also observed by Nakamura et al. (2007) who reported concentrations of 0.9 $\mu\text{g}\cdot\text{kg}^{-1}$
367 dw of PCDDs and PCDFs in earthworms taken from rice fields. After a 28-days exposure to
368 contaminated soils, Coelho (2019) measured the PCBs and PCDD/Fs contents in *Eisenia fetida* and
369 concluded to no difference between adults and juveniles and contents ranking as follows: PCBNDL
370 >>> PCBmdio >> PCBno >>> PCDDs >> PCDFs. Our higher observed contents of some POPs in
371 earthworms (*i.e.*, PCBNDL and PCBDL) are thus in agreement with previous studies.

372 d) Bioaccumulation Factor (BAF)

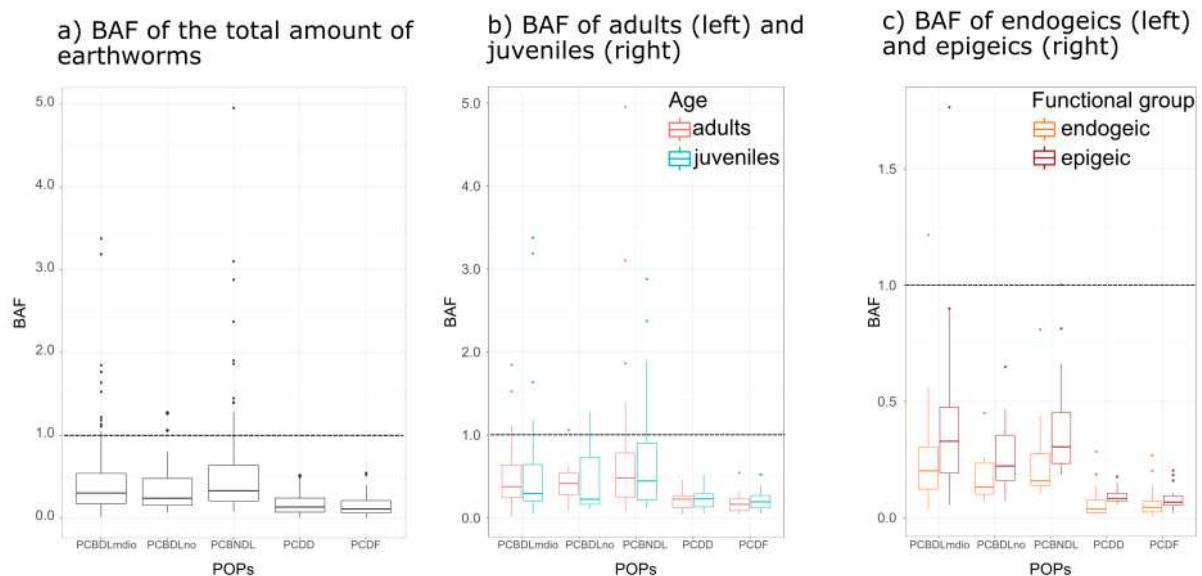
373 The bioaccumulation factor (BAF) was computed from the ratios of POPs contents in the earthworms
374 to those in the sediments to quantify the potential mobility of POPs and the risk of bioaccumulation.
375 Effective bioaccumulation occurs for a $\text{BAF}>1$ (Shang et al. 2013). In the following, we do not consider
376 the values from DJ11 and DJ12, in which we had not enough values to separate adults and juveniles,
377 epigeic and endogeic. Then, we only consider the plots DJ2-DJ8, DJ10 and DJ16. We also discussed
378 the differences between the two clusters, (i) PCB cluster including PCDBLno, PCBDLmdio, PCBNDL,
379 and (ii) PCD cluster including PCDDs and PCDFs. We computed BAF for each congener before
380 gathering them by POPs family. Indeed, previous treatment showed that averaging over congeners
381 lowered the values of BAF, resulting in low values of BAF per POP family. **Figure 6** then illustrated
382 BAF per congener, per earthworm group (adults, juveniles, epigeic and endogeic) and per
383 experimental plot (for the plots considered).

384 The BAF differed between POPs families with differences between the two clusters PCB and PCDD/Fs
385 (**Figure 6**). PCB exhibited higher values than PCDD/Fs, with some very large values, indicating very
386 strong bioaccumulation in some cases. Note that those highest values of BAF are outliers and thus
387 are separated from the main distribution that remains lower than unity (**Figure 6a**, points indicating
388 outliers). Thus, bioaccumulation remained the exception. For PCDD/Fs, no value of BAF exceeds
389 unity, indicating no bioaccumulation at all. Shang et al. (2013) reported that the strong affinity of PCD
390 for organic matter sorption sites may explain its low bioavailability resulting in low bioaccumulation
391 factors.

392 Globally, the bioaccumulation did not depend on the earthworm age (**Figure 6b**). Wilcoxon's tests
393 indicated similar values between adults and juveniles (tested on DJ2, DJ3 and DJ5), except for PCDDs.
394 Conversely, BAF values seemed to vary between functional groups (tested on DJ6, DJ7, DJ8, DJ10 and
395 DJ16, **Figure 6c**). Wilcoxon tests indicated significant differences between endogeic and epigeic for all
396 POPs families, except for PCBDLno with p-values close to the limit. We may conclude that regarding
397 bioaccumulation, earthworm species count more than age. We also tested the influence of the
398 sediment characteristics (water content, OM, pH) on BAF. The OM content was proved significantly
399 correlated to the BAF for PCDDs (Pearson $r=0,70$) and PCDFs (Pearson $r=0,75$; Spearman $r=0,67$). For
400 the others physicochemical parameters (pH and water content) we cannot conclude to any specific
401 trend. In a study with *Eisenia andrei*, the uptake kinetics of four hydrophobic organic pollutants
402 (pyrene, lindane, p,p'-DDT, and PCB 153) in aged laboratory-contaminated natural soils showed
403 different uptake behavior by earthworms (Svobodová et al., 2020). In the case of p,p'-DDT and PCB
404 153, BAFs (calculated on the first day of the steady-state) were between 8.2 to 3.1 according to the
405 soil, and lowest than the BAF21 (calculated after 21-day exposure) with a range between **11.5 to**
406 **5** (Svobodová et al., 2020). For *Lumbricus rubellus*, an anecic typology of earthworm, Vermeulen et
407 al. (2010) showed BAF for ΣPCBs between 1.09 to 2.76. In a similar experimental design as ours, with
408 also *Eisenia fetida*, Coelho (2019) obtained BAFs for adults and juveniles with four different soils on

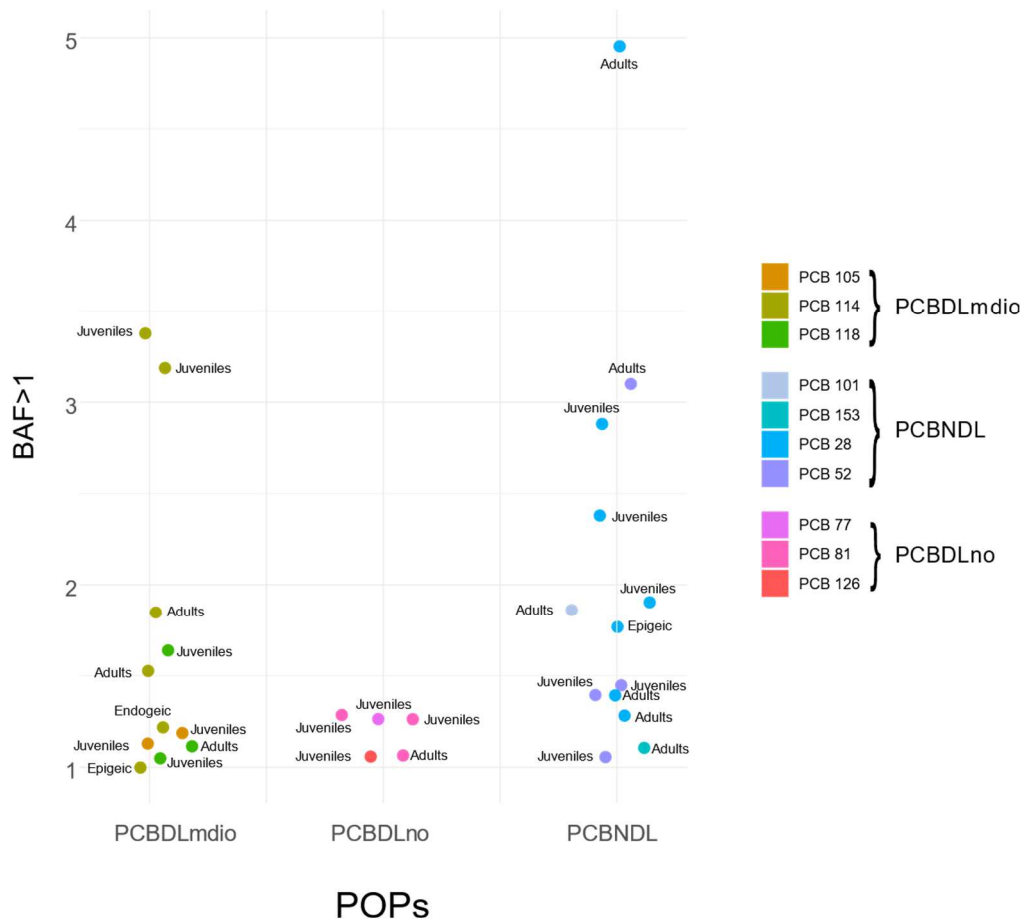
409 Casier Girardon Peyraud (-PK 61.500, in the Rhone River margin; France) (Table Annex 4). Thus, our
 410 study's values for PCDD and PCDFs are lowest and more or less in the same range for both adults and
 411 juvenile earthworms. But for PCBs, we observed lower trends for all categories and ages in relation
 412 to different contamination levels and other physiochemical characteristics (Table Annex 4).

413 We zoomed in the cases of bioaccumulation (BAF >1). The highest values of BAF were found for
 414 PCBNDL and PCBDLmdio, with values up to almost 5 (Figure 6). Some functional and age groups, and
 415 some congeners, were particularly involved (Figure 7). For the family of PCBDLno: PCB 77, PCB 81
 416 and PCB 126 had respectively one, three and one occurrences. For the family of PCBDLmdio: PCB
 417 105, PCB 114 and PCB 118 had two, six and three occurrences, respectively. Finally, for the PCBNDL
 418 family, PCB 28, PCB 52, PCB 101, and PCB 153 had nine, four, and twice one occurrences,
 419 respectively. These results point at the congeners that may be more involved in bioaccumulation and
 420 thus in ecotoxicity, *i.e.*, congeners PCB 114 and PCB 28 that seem involved in most of the cases of
 421 bioaccumulation. Figure 7 also show that all the earthworms may be concerned by bioaccumulation.
 422 Thus, the bioaccumulation strongly depends on congeners and may concern every category:
 423 juveniles, adults, epigeic and endogeic.



424

425 Figure 6 : Bioaccumulation factor according to the families of POPs with all values for each congener (number of plots*2
 426 categories (adults/juveniles or epigeic/endogeic)*number of congeners per family) for (a) all earthworms, (b) adults and
 427 juveniles, (c) endogeic and epigeic.



428

POPs

429

Figure 7 : BAF higher than one per family of POPs. The colors precise the congeners, and the categories (juveniles, adults, epigeic, endogeic) are given.

430

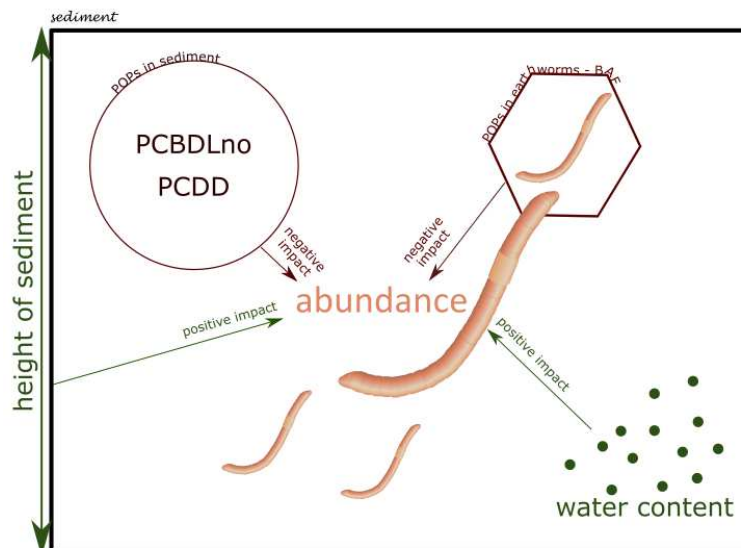
431

e) Key factors of POP transfers into earthworms

432

Different factors could affect the transfers of POPs into earthworms: the environment, the earthworms, and the POPs themselves (**Figure 8**). Shang et al. (2013) outlined sediment parameters can affect the bioavailability of pollutants and thus modify the bioaccumulation risks. However, our results above show that the degree of contamination (POP content) and most of the sediment physico-chemical parameters did not impact the values of BAF, except OM content that favored bioaccumulation. Amutova et al. (2021) discussed the transfers in pollutants according to four physiological steps: absorption, depending on the specie and the pollutants; metabolization, different according to the organs and steps; distribution through blood; and finally, excretion. Thus, the variations of transfers potentially change according to the functional groups, as epigeic and endogeic do not live in the same part of the sediment (leaves/litter versus first centimeters of the sediment).

442



443

444 *Figure 8: Graphical abstract*

445

446 The hydrophobicity, a characteristic of POPs, could have an impact on their transfer. We split
 447 hydrophobicity considering $\log(K_{ow})$ in four clusters of congeners: from the minimum to the first
 448 quartile (Q1), from Q1 to the median, from the median to the third quartile (Q3) and from Q3 to the
 449 maximum. The medians are significantly different between the first two and the last two groups. The
 450 hydrophobicity is significantly linked to the BAF of PCBNDL (Pearson $r=-0,88$; Spearman $r=-0,94$) and
 451 of PCBNDLmdio (Spearman $r=-0,79$): the higher the hydrophobicity, the smaller the BAF, at least for
 452 PCBNDLmdio and PCBNDL. We cannot conclude for the other POPs. Hydrophobicity can explain
 453 bioaccumulation, as POPs tend to adsorb on lipids, but only to a certain extent: here only for two
 454 families of POPs. However, the choice of $\log(K_{ow})$ as the good descriptor for hydrophobicity has
 455 already questioned (Baker et al., 2000). In its review of previous works, Sabljic (2001) insisted on the
 456 diversity of descriptors for hydrophobicity, including solubility, parachor, or molecular conductivity. It
 457 is clear that the molecular size may also have an impact on bioaccumulation, as reported by Shang et
 458 al. (2013), and could be a good candidate for descriptor. In any case, as demonstrated above with our
 459 experimental results, each congener has their own properties and should be investigated when
 460 bioaccumulation is at stake. Assessing bioaccumulation at the scale of the POP family is a nonsense,
 461 and the study of the proportion of congeners per family should be considered.

462 In addition to the need to account for the chemical features, environmental conditions including the
 463 soil features should be considered. POPs bioaccumulation is directly linked to POPs adsorption onto
 464 soil organic matter, this last being more properly described by the value of the K_{oc} . This parameter
 465 quantifies organic molecules adsorption onto soil organic matter. K_{oc} was often linked to the value of
 466 K_{ow} , but such a link was already proved to be matrix dependent (Sabljic et al., 1995; Sabljic et al.,
 467 1997). Adsorption of POPs onto the soil OM will depend on the nature of OM particles and its
 468 features. The diversity of adsorption mechanisms and their dependency upon chemical and
 469 environmental conditions (*e.g.*, pH) may explain contrasting patterns of POPs adsorption and thus
 470 bioavailability.

471 In addition to chemical mechanisms resulting from the POPs and the soil features, POPs' BAF may
 472 strongly depend on the earthworm metabolism. Earthworms bioaccumulate POPs passively through
 473 dermal absorption, and actively through ingestion. The dietary pathway to bioaccumulation is
 474 facilitated by the lipid content of the gut and body wall. The greater the lipid and protein content in

475 earthworms, the higher the bioaccumulation potential, but several different processes (such as
476 uptake, depuration, metabolism and isomerization) also play a role in the final bioaccumulation of
477 contaminants. The phenomenon of bioaccumulation is very complex, with a species-specificity (for
478 dermal composition, metabolization and/or depuration, behaviour) that is controlled by
479 physicochemical properties of both the contaminants and the soil. Put all together, bioaccumulation
480 depends on the concentration and speciation of the contaminants, the type and characteristics of the
481 soil, the temperature, the duration of exposure, the bio-accessibility/mobility of the contaminants,
482 and their interactions with the other contaminants present in the soil. Thus, the pathways of
483 exposures coupled with earthworm metabolism may rule the quantity of POPs adsorbed onto
484 earthworms. Consequently, the age and the functional group of earthworms, that impact earthworm
485 metabolism, are expected to influence bioaccumulation.

486 4) Conclusion

487 In this study, we investigated the effects of edaphic conditions and POPs contents on earthworm
488 abundance and bioaccumulation factors, in an artificialized site, where their presence was proved.
489 We observed several species, and most of them were adults and from the functional group endogeic.
490 No anecic were detected. Those artificial systems that collect and infiltrate stormwater may thus be
491 colonized by earthworms as any soils. The operating conditions along with potential contamination
492 (risk of water ponding conditions and presence of urban pollutants) are not enough to prevent from
493 earthworm colonization.

494 Two families of POPs have a significant and negative impact on some earthworms' groups
495 abundance: PCBDLno on juveniles and endogeic; PCDDs on epigeic. On the contrary, the height of the
496 sediment and the water content are beneficial for their presence and reproduction. Furthermore,
497 POPs contents are also linked to physicochemical parameters of the sediment, especially OM
498 content. Thus, we clearly demonstrated that earthworm abundance was mainly driven by edaphic
499 conditions.

500 Lastly, we determined that the bioaccumulation of PCDD/Fs families is significantly different of the
501 bioaccumulation of PCB families and depends, for the former, on the OM content in the sediment.
502 Moreover, some congeners seem to bioaccumulate more than others. Finally, bioaccumulation is not
503 different between juveniles and adults, except for PCDDs, but is significantly different between
504 epigeic and endogeic, except for PCBDLno. And then, bioaccumulation was clearly revealed with
505 some large values for certain pollutants and groups of earthworms, demonstrating the effect of
506 pollution on the earthworms.

507 In terms of advice for sampling properly and investigating POPs bioaccumulation, we advise to collect
508 more earthworms at different periods for each plot in order to assess the potential variability in time
509 of the risk. The potential threshold of POPs contents in earthworms could also be assessed. Sampling
510 should be done to maximize the number of earthworms in order to strengthen statistical tests.
511 Indeed, in our study, some species were determined but not enough to assess statistically the links
512 between species and all the factors we saw here. Lastly, measuring lipid content of each earthworms'
513 sample should be performed in order to link the pollutants accumulation to the lipid content, that is
514 known to favour POPs adsorption onto earthworms.

515 Moreover, in risk assessments, BAFs are used to estimate and predict the potential trophic transfer
516 of contaminants from soil to wildlife. Therefore, in order to obtain a better understanding of the
517 environmental fate of POPs, their accumulation, dispersion, or in order to model their fluxes, further
518 studies would be useful and should be encouraged. Due to the increasing levels of these organic
519 compounds in terrestrial ecosystems, it is important to study the occurrence, fate and transfer

520 processes of POPs in earthworms, as well as the potential phenomenon of trophic biomagnification.
521 These studies are essential to evaluate and manage the risks posed by organic pollutants, such as
522 PCBs, PCDDs, or PCDFs, to ecosystems and human health, and should be linked with ETMs and other
523 pollutants which could also play a role in the abundance of earthworms in such systems.

524 In terms of perspectives, these results could be also confronted with further studies accounting for
525 other parameters such as enzymatic activities linked to detoxification in earthworms or their
526 energetic reserves.

527 5) Annexes

528 Annex 1: POPs extraction in sediment

529 As explained in details in Coelho (2019), the Accelerated Solvent Extraction procedure with a
530 SpeedExtractor (Buchi) was used for an aliquot of the samples from each plot. At 100 bar and 120°C,
531 toluene/acetone [70/30, v/v] were injected three times for 5 minutes. The organic phase extracted
532 was dried, weighed, dissolved in 15 ml hexane and added to 13C corresponding to standards. PCB
533 were separated from PBDE with three cleaning steps, using acidic silica, Florisil® and celite/carbon
534 columns. The POPs were quantified by gas chromatography and high-resolution mass spectrometry
535 (GC-HRMS, 7890A (Agilent) / JEOL 800D (JEOL, Tokyo, Japan)). Two µl were injected in splitless mode
536 with helium as a carrier gas (1 ml/min). The GC program differs for the families of POPs: 1 min at
537 120°C, 20°C/min to 200°C, 3°C/min to 260.5°C and 30°C/min to 330°C and held for 3.5 min for PCB; 3
538 min at 120°C, 20°C/min to 170°C, 3°C/min to 260.5°C and 25°C/min to 300°C and held for 5 min for
539 PCD. HRMS focused on two abundant ions, using Single Ion Monitoring mode. Quality assurance and
540 quality control were made.

541 Annex 2: Determination of the lipid content.

542 As explained in details in (Coelho, 2019), based on (Smedes, 1999), the lipid content is determined
543 gravimetrically, carrying an extraction with 2-propanol and cyclohexane (1g tissue with 1.6 ml of 2-
544 propanol and 2.0 ml cyclohexane). At least 1g of dry tissue followed then the same steps as the
545 sediment, two times for each sample. The obtained value is then divided by the lipid content.
546

547 Annex 3: Comparison of POPs content in different studies, in sediments and
 548 earthworms

POPs families	Content (ng/kg dw)	Matrix and localisation	Source
PCBNDL + PCB 118 (= PCB indicators)	560	Infiltration basin's sediment	<i>here</i>
	670-234 400	Sediments of the Rhone River	Liber et al., 2019
	18 700 (mean after 2007)	Sediments of the Rhone River	Mourier et al., 2014
	418 000	Infiltration basin's sediment	Datry et al. 2003
PCDD	870-1 438	Infiltration basin's sediment	<i>here</i>
	100-760	River banks	Coelho, 2019
PCDF	147-302	Infiltration basin's sediment	<i>here</i>
	30-100	River banks	Coelho, 2019
PCBDL	432-11 483	Earthworms from infiltration basin	<i>here</i>
	150 000	Earthworms from rice fields (Japan)	Nakamura et al., 2007
PCB	432-143 990	Earthworms from infiltration basin	<i>here</i>
	1 170-78 600	Earthworms from e-waste area	Shang et al., 2013
PCDD/F	24-98	Earthworms from infiltration basin	<i>here</i>
	130-590	Earthworms from e-waste area	Shang et al., 2013
	1 500-15 000 000	Swedish contaminated soils	Henriksson et al., 2017
	900	Earthworms from rice fields (Japan)	Nakamura et al., 2007

549

550

POPs families	PCDD	PCDF	PCBDLno	PCBDLmdio	PCBNDL
Our study	0.21	0.18	0.44	0.45	0.40
POPs families	PCDD juveniles	PCDF juveniles	PCBDLno juveniles	PCBDLmdio juveniles	PCBNDL juveniles
Our study	0.22	0.19	0.49	0.48	0.36
Coehlo 2019	0.19-0.33	0.23-0.45	1.45-2.92	0.43-5.11	2.47-3.58
POPs families	PCDD adults	PCDF adults	PCBDLno adults	PCBDLmdio adults	PCBNDL adults
Our study	0.20	0.16	0.40	0.43	0.43
Coehlo 2019	0.28-0.45	0.44-0.62	5.8-10.5	1.39-16.8	8.16-14.6

552

553 6) Bibliography

- 554 Amutova, F., Delannoy, M., Baubekova, A., Konuspayeva, G., Jurjanz, S., 2021. Transfer of persistent
555 organic pollutants in food of animal origin – Meta-analysis of published data. *Chemosphere*
556 262, 128351. <https://doi.org/10.1016/j.chemosphere.2020.128351>
- 557 Andrade, C., Villers, A., Balent, G., Bar-Hen, A., Chadoeuf, J., Cylly, D., Cluzeau, D., Fried, G.,
558 Guillocheau, S., Pillon, O., Porcher, E., Tressou, J., Yamada, O., Lenne, N., Jullien, J.,
559 Monestiez, P., 2021. A real-world implementation of a nationwide, long-term monitoring
560 program to assess the impact of agrochemicals and agricultural practices on biodiversity.
561 *Ecol. Evol.* 11, 3771–3793. <https://doi.org/10.1002/ece3.6459>
- 562 Ashraf, M.A., 2017. Persistent organic pollutants (POPs): a global issue, a global challenge. *Environ.*
563 *Sci. Pollut. Res.* 24, 4223–4227. <https://doi.org/10.1007/s11356-015-5225-9>
- 564 Babu Ojha, R., Devkota, D., 2014. Earthworms: “Soil and Ecosystem Engineers” – a Review. *World J.*
565 *Agric. Res.* 2, 257–260. <https://doi.org/10.12691/wjar-2-6-1>
- 566 Badin, A.-L., Méderel, G., Béchet, B., Borschneck, D., Delolme, C., 2009. Study of the aggregation of
567 the surface layer of Technosols from stormwater infiltration basins using grain size analyses
568 with laser diffractometry. *Geoderma* 153, 163–171.
569 <https://doi.org/10.1016/j.geoderma.2009.07.022>
- 570 Baker, G.H., Thumlert, T.A., Meisel, L.S., Carter, P.J., Kilpin, G.P., 1997. “Earthworms Downunder”: A
571 survey of the earthworm fauna of urban and agricultural soils in Australia. *Soil Biol. Biochem.*,
572 5th International Symposium on Earthworm Ecology 29, 589–597.
573 [https://doi.org/10.1016/S0038-0717\(96\)00184-8](https://doi.org/10.1016/S0038-0717(96)00184-8)
- 574 Baker, J.R., Mihelcic, J.R., Shea, E., 2000. Estimating Koc for persistent organic pollutants: limitations
575 of correlations with Kow. *Chemosphere* 41, 813–817. [https://doi.org/10.1016/S0045-](https://doi.org/10.1016/S0045-6535(99)00550-0)
576 [6535\(99\)00550-0](https://doi.org/10.1016/S0045-6535(99)00550-0)

- 577 Bedell, J.-P., Hechelski, M., Saulais, M., Lassabatere, L., 2021. Are acts of selective planting and
578 maintenance drivers for vegetation change in stormwater systems? A case study of two
579 infiltration basins. *Ecol. Eng.* 172, 106400. <https://doi.org/10.1016/j.ecoleng.2021.106400>
- 580 Bedell, J.-P., Saulais, M., Delolme, C., 2013. Rôle de la végétation sur l'évolution des caractéristiques
581 physico-chimiques des sédiments déposés dans un bassin d'infiltration des eaux pluviales.
582 *Etude Gest. Sols* 20, 27–38.
- 583 Boethling, R., Fenner, K., Howard, P., Klečka, G., Madsen, T., Snape, J.R., Whelan, M.J., 2009.
584 Environmental Persistence of Organic Pollutants: Guidance for Development and Review of
585 POP Risk Profiles. *Integr. Environ. Assess. Manag.* 5, 539–556.
586 https://doi.org/10.1897/IEAM_2008-090.1
- 587 Bouché, M.B., 1972. Lombriciens de France: écologie et systématique. I.N.R.A. Pub. ; 72-2.
- 588 Bruce-Vanderpuije, P., Megson, D., Reiner, E.J., Bradley, L., Adu-Kumi, S., Gardella, J.A., 2019. The
589 state of POPs in Ghana- A review on persistent organic pollutants: Environmental and human
590 exposure. *Environ. Pollut.* 245, 331–342. <https://doi.org/10.1016/j.envpol.2018.10.107>
- 591 Butt, K.R., Quigg, S.M., 2020. Soils and earthworms as a final chapter in the narrative of a steelworks.
592 *Glasg. Nat.* 27. <https://doi.org/10.37208/tgn27208>
- 593 Carter, L.J., Garman, C.D., Ryan, J., Dowle, A., Bergström, E., Thomas-Oates, J., Boxall, A.B.A., 2014.
594 Fate and Uptake of Pharmaceuticals in Soil–Earthworm Systems. *Environ. Sci. Technol.* 48,
595 5955–5963. <https://doi.org/10.1021/es500567w>
- 596 Coelho, C., Foret, C., Bazin, C., Leduc, L., Hammada, M., Inácio, M., Bedell, J.P., 2018. Bioavailability
597 and bioaccumulation of heavy metals of several soils and sediments (from industrialized
598 urban areas) for *Eisenia fetida*. *Sci. Total Environ.* 635, 1317–1330.
599 <https://doi.org/10.1016/j.scitotenv.2018.04.213>
- 600 Coelho, C.F.M., 2019. Transfer and effects of brominated flame retardants (BFRs) on three plant
601 species and one earthworm species in anthroposoils (phdthesis). Université de Lyon.
- 602 Datry, T., Malard, F., Vitry, L., Hervant, F., Gibert, J., 2003. Solute dynamics in the bed sediments of a
603 stormwater infiltration basin. *J. Hydrol.* 273, 217–233. [https://doi.org/10.1016/S0022-1694\(02\)00388-8](https://doi.org/10.1016/S0022-1694(02)00388-8)
- 605 Datta, S., Singh, Joginder, Singh, S., Singh, Jaswinder, 2016. Earthworms, pesticides and sustainable
606 agriculture: a review. *Environ. Sci. Pollut. Res.* 23, 8227–8243.
607 <https://doi.org/10.1007/s11356-016-6375-0>
- 608 Decaëns, T., Margerie, P., Aubert, M., Hedde, M., Bureau, F., 2008. Assembly rules within earthworm
609 communities in North-Western France—A regional analysis. *Appl. Soil Ecol.* 39, 321–335.
610 <https://doi.org/10.1016/j.apsoil.2008.01.007>
- 611 Edwards, C.A., Bater, J.E., 1992. The use of earthworms in environmental management. *Soil Biol.*
612 *Biochem.* 24, 1683–1689. [https://doi.org/10.1016/0038-0717\(92\)90170-3](https://doi.org/10.1016/0038-0717(92)90170-3)
- 613 El-Mufleh, A., Béchet, B., Ruban, V., Legret, M., Clozel, B., Barraud, S., Gonzalez-Merchan, C., Bedell,
614 J.-P., Delolme, C., 2014. Review on physical and chemical characterizations of contaminated
615 sediments from urban stormwater infiltration basins within the framework of the French
616 observatory for urban hydrology (SOERE URBIS). *Environ. Sci. Pollut. Res.* 21, 5329–5346.
617 <https://doi.org/10.1007/s11356-013-2490-3>
- 618 Espinosa-Reyes, G., Costilla-Salazar, R., Pérez-Vázquez, F.J., González-Mille, D.J., Flores-Ramírez, R.,
619 del Carmen Cuevas-Díaz, M., Medellín-Garibay, S.E., Ilizaliturri-Hernández, C.A., 2019. DNA
620 damage in earthworms by exposure of Persistent Organic Pollutants in low basin of

- 621 Coatzacoalcos River, Mexico. *Sci. Total Environ.* 651, 1236–1242.
622 <https://doi.org/10.1016/j.scitotenv.2018.09.207>
- 623 Fletcher, T.D., Shuster, W., Hunt, W.F., Ashley, R., Butler, D., Arthur, S., Trowsdale, S., Barraud, S.,
624 Semadeni-Davies, A., Bertrand-Krajewski, J.-L., Mikkelsen, P.S., Rivard, G., Uhl, M., Dagenais,
625 D., Viklander, M., 2015. SUDS, LID, BMPs, WSUD and more – The evolution and application of
626 terminology surrounding urban drainage. *Urban Water J.* 12, 525–542.
627 <https://doi.org/10.1080/1573062X.2014.916314>
- 628 Fried, G., Andrade, C., Villers, A., Porcher, E., Cylly, D., Cluzeau, D., Guillocheau, S., Pillon, O., Yamada,
629 O., Jullien, J., Lenne, N., Monestiez, P., 2019. Premiers résultats du réseau Biovigilance 500
630 ENI sur le suivi des effets non-intentionnels des pratiques agricoles sur la biodiversité. *Innov.*
631 *Agron.* 75, 87–98. <https://doi.org/10.15454/tmdo06>
- 632 Fründ, H.-C., Graefe, U., Tischer, S., 2011. Earthworms as Bioindicators of Soil Quality, in: Karaca, A.
633 (Ed.), *Biology of Earthworms, Soil Biology*. Springer, Berlin, Heidelberg, pp. 261–278.
634 https://doi.org/10.1007/978-3-642-14636-7_16
- 635 Givaudan, N., Wiegand, C., Le Bot, B., Renault, D., Pallois, F., Llopis, S., Binet, F., 2014. Acclimation of
636 earthworms to chemicals in anthropogenic landscapes, physiological mechanisms and soil
637 ecological implications. *Soil Biol. Biochem.* 73, 49–58.
638 <https://doi.org/10.1016/j.soilbio.2014.01.032>.
- 639 González-Mille, D.J., Ilizaliturri-Hernández, C.A., Espinosa-Reyes, G., Cruz-Santiago, O., Cuevas-Díaz,
640 M.D.C., Martín Del Campo, C.C., Flores-Ramírez, R., 2019. DNA damage in different wildlife
641 species exposed to persistent organic pollutants (POPs) from the delta of the Coatzacoalcos
642 river, Mexico. *Ecotoxicol. Environ. Saf.* 180, 403–411.
643 <https://doi.org/10.1016/j.ecoenv.2019.05.030>.
- 644 Henriksson, S., Bjurlid, F., Rotander, A., Engwall, M., Lindström, G., Westberg, H., Hagberg, J., 2017.
645 Uptake and bioaccumulation of PCDD/Fs in earthworms after in situ and in vitro exposure to
646 soil from a contaminated sawmill site. *Sci. Total Environ.* 580, 564–571.
647 <https://doi.org/10.1016/j.scitotenv.2016.11.213>
- 648 Holmstrup, M., 2001. Sensitivity of life history parameters in the earthworm *Aporrectodea caliginosa*
649 to small changes in soil water potential. *Soil Biol. Biochem.* 33, 1217–1223.
650 [https://doi.org/10.1016/S0038-0717\(01\)00026-8](https://doi.org/10.1016/S0038-0717(01)00026-8)
- 651 Jager, T., Fleuren, R.H.L.J., Hogendoorn, E.A., de Korte, G., 2003. Elucidating the Routes of Exposure
652 for Organic Chemicals in the Earthworm, *Eisenia andrei* (Oligochaeta). *Environ. Sci. Technol.*
653 37, 3399–3404. <https://doi.org/10.1021/es0340578>
- 654 Kanianska, R., Jaďudřová, J., Makovňíková, J., Kizeková, M., 2016. Assessment of Relationships
655 between Earthworms and Soil Abiotic and Biotic Factors as a Tool in Sustainable Agricultural.
656 *Sustainability* 8, 906. <https://doi.org/10.3390/su8090906>
- 657 Kinney, C.A., Furlong, E.T., Kolpin, D.W., Burkhardt, M.R., Zaugg, S.D., Werner, S.L., Bossio, J.P.,
658 Benotti, M.J., 2008. Bioaccumulation of Pharmaceuticals and Other Anthropogenic Waste
659 Indicators in Earthworms from Agricultural Soil Amended With Biosolid or Swine Manure.
660 *Environ. Sci. Technol.* 42, 1863–1870. <https://doi.org/10.1021/es702304c>
- 661 Lassabatere, L., Angulo-Jaramillo, R., Goutaland, D., Letellier, L., Gaudet, J.P., Winiarski, T., Delolme,
662 C., 2010. Effect of the settlement of sediments on water infiltration in two urban infiltration
663 basins. *Geoderma* 156, 316–325. <https://doi.org/10.1016/j.geoderma.2010.02.031>
- 664 Le Bayon, R.-C., Bullinger-Weber, G., Schomburg, A.C., Turberg, P., Schlaepfer, R., Guenat, C., 2017.
665 Earthworms as ecosystem engineers: a review, in: Horton, C.G. (Ed.), *Earthworms. Types,*

- 666 Roles and Research, Insects and Other Terrestrial Arthropods: Biology, Chemistry and
667 Behavior. Nova Science Publishers, Inc, New York.
- 668 Li, M., Xu, G., Yu, R., Wang, Y., Yu, Y., 2019. Bioaccumulation and toxicity of pentachloronitrobenzene
669 to earthworm (*Eisenia fetida*). *Ecotoxicol. Environ. Saf.* 174, 429–434.
670 <https://doi.org/10.1016/j.ecoenv.2019.03.016>
- 671 Liber, Y., Mourier, B., Marchand, P., Bichon, E., Perrodin, Y., Bedell, J.-P., 2019. Past and recent state
672 of sediment contamination by persistent organic pollutants (POPs) in the Rhône River:
673 Overview of ecotoxicological implications. *Sci. Total Environ.* 646, 1037–1046.
674 <https://doi.org/10.1016/j.scitotenv.2018.07.340>
- 675 Ma, W.C., Kleunen, A. van, Immerzeel, J., Maagd, P.G.J. de, 1998. Bioaccumulation of polycyclic
676 aromatic hydrocarbons by earthworms: assessment of equilibrium partitioning theory in in
677 situ studies and water experiments. *Environ. Toxicol. Chem.* 17, 1730–1737.
678 <https://doi.org/10.1002/etc.5620170913>
- 679 Maréchal, J., Hoeffner, K., Marié, X., Cluzeau, D., 2021. Response of earthworm communities to soil
680 engineering and soil isolation in urban landscapes. *Ecol. Eng.* 169, 106307.
681 <https://doi.org/10.1016/j.ecoleng.2021.106307>
- 682 Morrison, D.E., Robertson, B.K., Alexander, M., 2000. Bioavailability to Earthworms of Aged DDT,
683 DDE, DDD, and Dieldrin in Soil. *Environ. Sci. Technol.* 34, 709–713.
684 <https://doi.org/10.1021/es9909879>
- 685 Mourier, B., Desmet, M., Van Metre, P.C., Mahler, B.J., Perrodin, Y., Roux, G., Bedell, J.-P., Lefèvre, I.,
686 Babut, M., 2014. Historical records, sources, and spatial trends of PCBs along the Rhône River
687 (France). *Sci. Total Environ.* 476–477, 568–576.
688 <https://doi.org/10.1016/j.scitotenv.2014.01.026>
- 689 Nadal, M., Marquès, M., Mari, M., Domingo, J.L., 2015. Climate change and environmental
690 concentrations of POPs: A review. *Environ. Res.* 143, 177–185.
691 <https://doi.org/10.1016/j.envres.2015.10.012>
- 692 Nakamura, M., Yoshikawa, H., Tamada, M., Fujii, Y., Kaneko, N., Masunaga, S., 2007. Bioaccumulation
693 of PCDD/DFs and Dioxin-like PCBs in the Soil Food Web of Fallow Rice Fields in Japan 69, 4.
- 694 Nannoni, F., Rossi, S., Protano, G., 2014. Soil properties and metal accumulation by earthworms in
695 the Siena urban area (Italy). *Appl. Soil Ecol.* 77, 9–17.
696 <https://doi.org/10.1016/j.apsoil.2014.01.004>
- 697 Pearson, K., 1920. Notes on the History of Correlation. *Biometrika* 13, 25–45.
698 <https://doi.org/10.2307/2331722>
- 699 Pelosi, C., Barot, S., Capowiez, Y., Hedde, M., Vandenbulcke, F., 2014. Pesticides and earthworms. A
700 review. *Agron. Sustain. Dev.* 34, 199–228. <https://doi.org/10.1007/s13593-013-0151-z>
- 701 Rodriguez-Campos, J., Dendooven, L., Alvarez-Bernal, D., Contreras-Ramos, S.M., 2014. Potential of
702 earthworms to accelerate removal of organic contaminants from soil: A review. *Appl. Soil
703 Ecol.* 79, 10–25. <https://doi.org/10.1016/j.apsoil.2014.02.010>
- 704 Sabljic, A., 2001. QSAR models for estimating properties of persistent organic pollutants required in
705 evaluation of their environmental fate and risk. *Chemosphere* 43, 363–375.
706 [https://doi.org/10.1016/S0045-6535\(00\)00084-9](https://doi.org/10.1016/S0045-6535(00)00084-9)
- 707 Saulais, M., Bedell, J.P., Delolme, C., 2011. Cd, Cu and Zn mobility in contaminated sediments from an
708 infiltration basin colonized by wild plants: The case of *Phalaris arundinacea* and *Typha
709 latifolia*. *Water Sci. Technol.* 64, 255–262. <https://doi.org/10.2166/wst.2011.161>

710 Shang, H., Wang, P., Wang, T., Wang, Y., Zhang, H., Fu, J., Ren, D., Chen, W., Zhang, Q., Jiang, G.,
711 2013. Bioaccumulation of PCDD/Fs, PCBs and PBDEs by earthworms in field soils of an E-
712 waste dismantling area in China. *Environ. Int.* 54, 50–58.
713 <https://doi.org/10.1016/j.envint.2013.01.006>

714 Svobodová, M., Hofman, J., Bielská, L., Šmídová, K., 2020. Uptake kinetics of four hydrophobic
715 organic pollutants in the earthworm *Eisenia andrei* in aged laboratory-contaminated natural
716 soils. *Ecotoxicol. Environ. Saf.* 192, 110317. <https://doi.org/10.1016/j.ecoenv.2020.110317>

717 Smedes, F., 1999. Determination of total lipid using non-chlorinated solvents. *Analyst* 124, 1711–
718 1718. <https://doi.org/10.1039/A905904K>

719 Vergnes, A., Blouin, M., Muratet, A., Lerch, T.Z., Mendez-Millan, M., Rouelle-Castrec, M., Dubs, F.,
720 2017. Initial conditions during Technosol implementation shape earthworms and ants
721 diversity. *Landsc. Urban Plan.* 159, 32–41.
722 <https://doi.org/10.1016/j.landurbplan.2016.10.002>

723 Vermeulen, F., Covaci, A., D’Havé, H., Van den Brink, N.W., Blust, R., De Coena, W., Bervoets, L.,
724 2010. Accumulation of background levels of persistent organochlorine and organobromine
725 pollutants through the soil earthworm hedgehog food chain. *Environment International*,
726 2010, 36, 721 – 727.

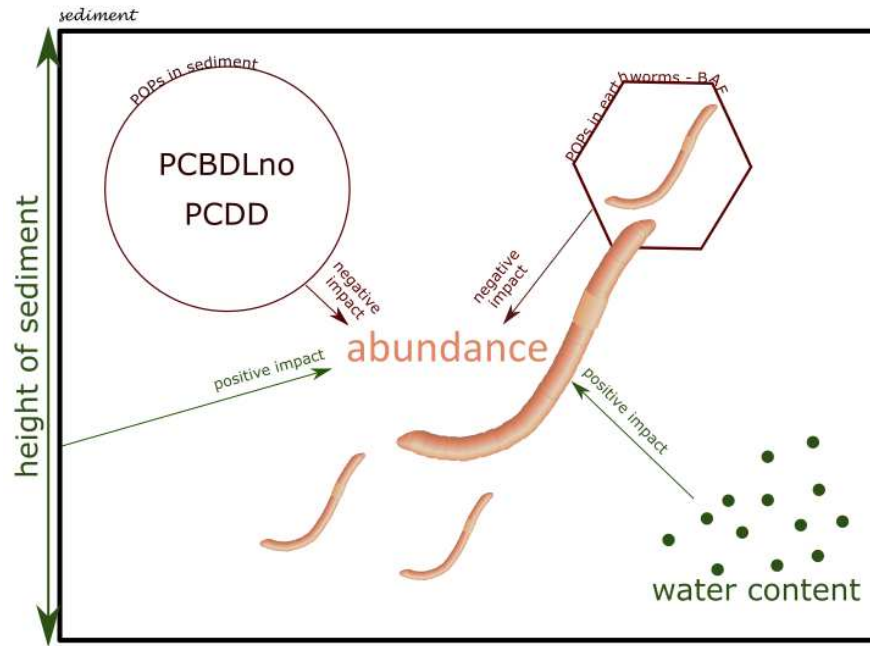
727 Vijver, M.G., Vink, J.P.M., Jager, T., Wolterbeek, H.Th., van Straalen, N.M., van Gestel, C.A.M., 2005.
728 Biphasic elimination and uptake kinetics of Zn and Cd in the earthworm *Lumbricus rubellus*
729 exposed to contaminated floodplain soil. *Soil Biol. Biochem.* 37, 1843–1851.
730 <https://doi.org/10.1016/j.soilbio.2005.02.016>

731 Ville, P., Roch, P., Cooper, E.L., Masson, P., Narbonne, J.-F., 1995. PCBs Increase Molecular-Related
732 Activities (Lysozyme, Antibacterial, Hemolysis, Proteases) but Inhibit Macrophage-Related
733 Functions (Phagocytosis, Wound Healing) in Earthworms. *J. Invertebr. Pathol.* 65, 217–224.
734 <https://doi.org/10.1006/jipa.1995.1033>

735 Winiarski, T., Bedell, J.-P., Delolme, C., Perrodin, Y., 2006. The impact of stormwater on a soil profile
736 in an infiltration basin. *Hydrogeol. J.* 14, 1244–1251. <https://doi.org/10.1007/s10040-006-0073-9>

738 Yasmin, S., D’Souza, D., 2010. Effects of Pesticides on the Growth and Reproduction of Earthworm: A
739 Review. *Appl. Environ. Soil Sci.* 2010, e678360. <https://doi.org/10.1155/2010/678360>

740



Graphical abstract