



Microbial communities of homemade fermented vegetables

Anne Thierry, Marie-Noëlle Madec, Anne-Sophie Bage, Victoria Chuat,
Laurent Marché, Florence Valence

► To cite this version:

Anne Thierry, Marie-Noëlle Madec, Anne-Sophie Bage, Victoria Chuat, Laurent Marché, et al.. Microbial communities of homemade fermented vegetables. 16ème colloque National SFM, Sep 2021, Nantes, France. , 2022. hal-03789330

HAL Id: hal-03789330

<https://hal.inrae.fr/hal-03789330>

Submitted on 27 Sep 2022

HAL is a multi-disciplinary open access archive for the deposit and dissemination of scientific research documents, whether they are published or not. The documents may come from teaching and research institutions in France or abroad, or from public or private research centers.

L'archive ouverte pluridisciplinaire **HAL**, est destinée au dépôt et à la diffusion de documents scientifiques de niveau recherche, publiés ou non, émanant des établissements d'enseignement et de recherche français ou étrangers, des laboratoires publics ou privés.



Distributed under a Creative Commons Attribution - NonCommercial - NoDerivatives 4.0
International License

CONTEXT & AIM

- ✓ Fermentation : an ancestral process of preserving food that has recently received a renewed interest because of its natural image, nutritional interest, and potential for innovation.
- ✓ Excepted sauerkraut, fermented foods issued from vegetables have been little consumed in Western Europe, in contrast with central Europe and Asia.
- ✓ FLEGME "Fermentation des LEGuMEs": a citizen science project that gathers citizens, SMEs, agricultural schools, culinary journalists, researchers,
- ✓ One of its goal is to characterize the microbial communities and the safety of home-made fermented vegetables and isolate strains.

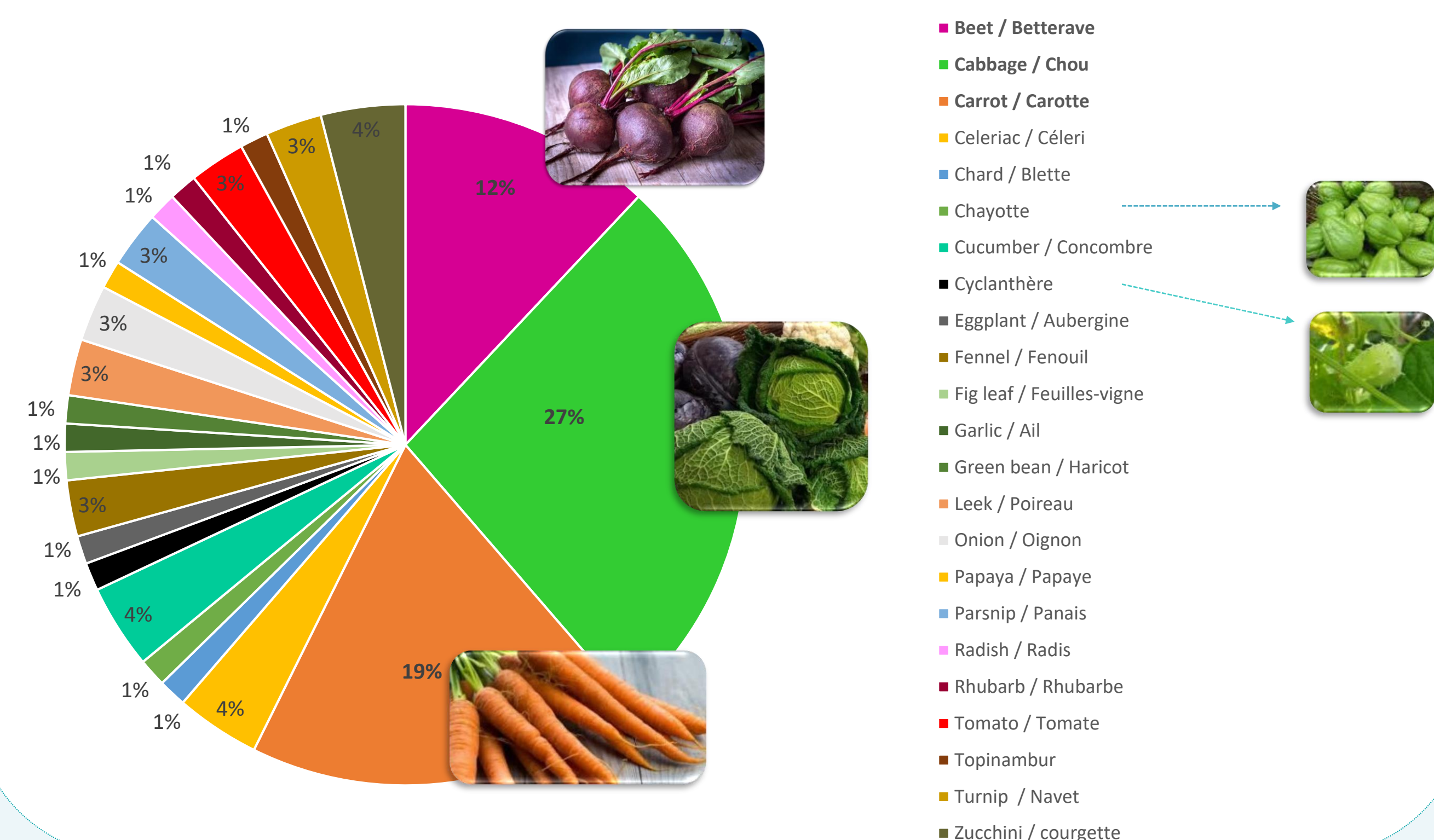
STRATEGY

- ✓ Constitution of a community of > 250 citizens that manufacture fermented legumes for their personal consumption
- ✓ Home-made fermented vegetables collected from Feb, to Oct 2020, as well as the manufacturing conditions, practices, and recipes via an online survey



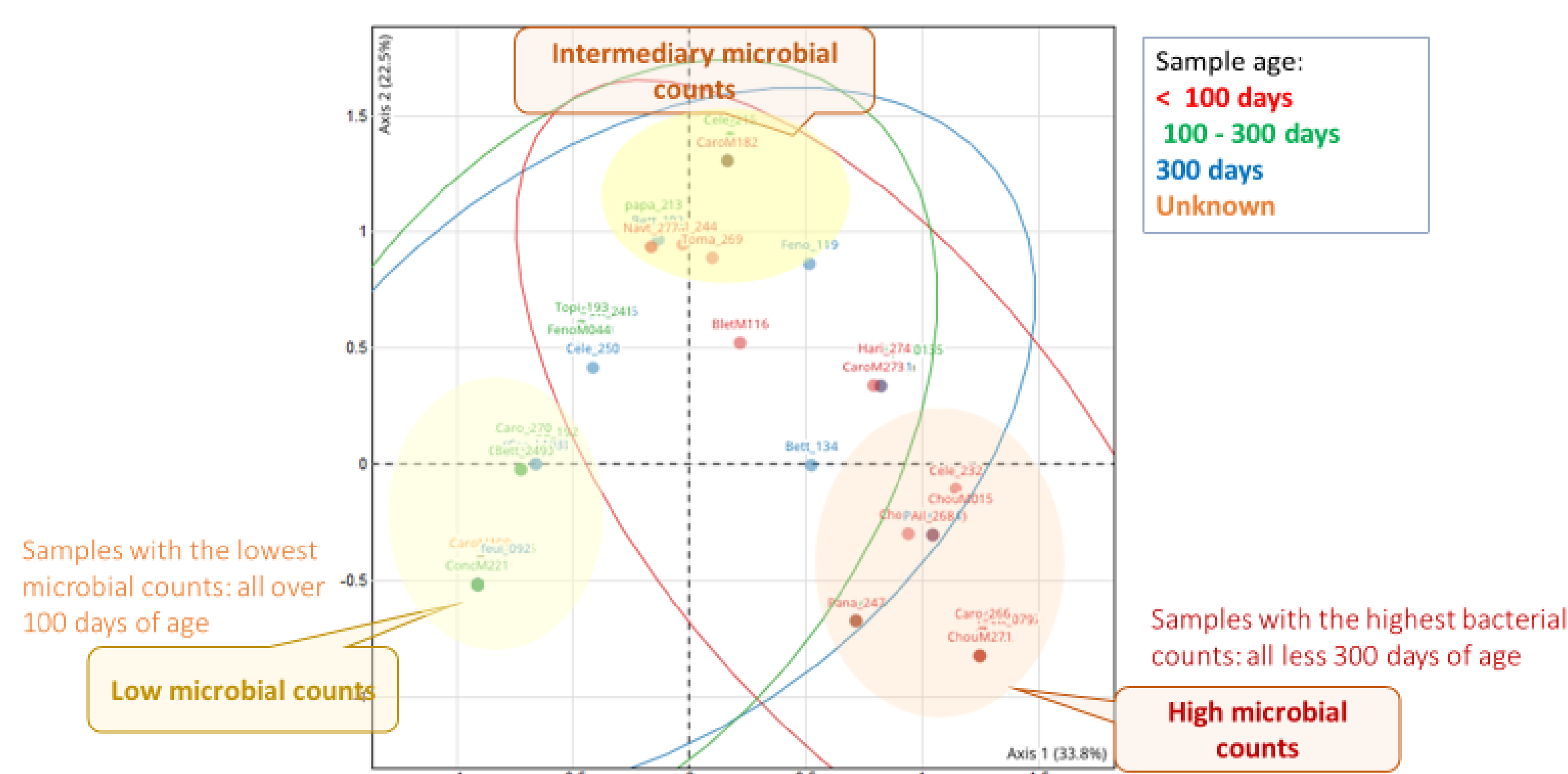
- ✓ Desirable/undesirable microbial groups assessed by a culture-dependent approach:
 - lactic acid bacteria (LAB)
 - total aerobic bacteria,
 - *Enterococcus*, *Enterobacteriaceae*,
 - spore-forming bacteria,
 - pathogenic bacteria

A large diversity of fermented vegetables collected from citizens (n=75) and various manufacturing practices and recipes



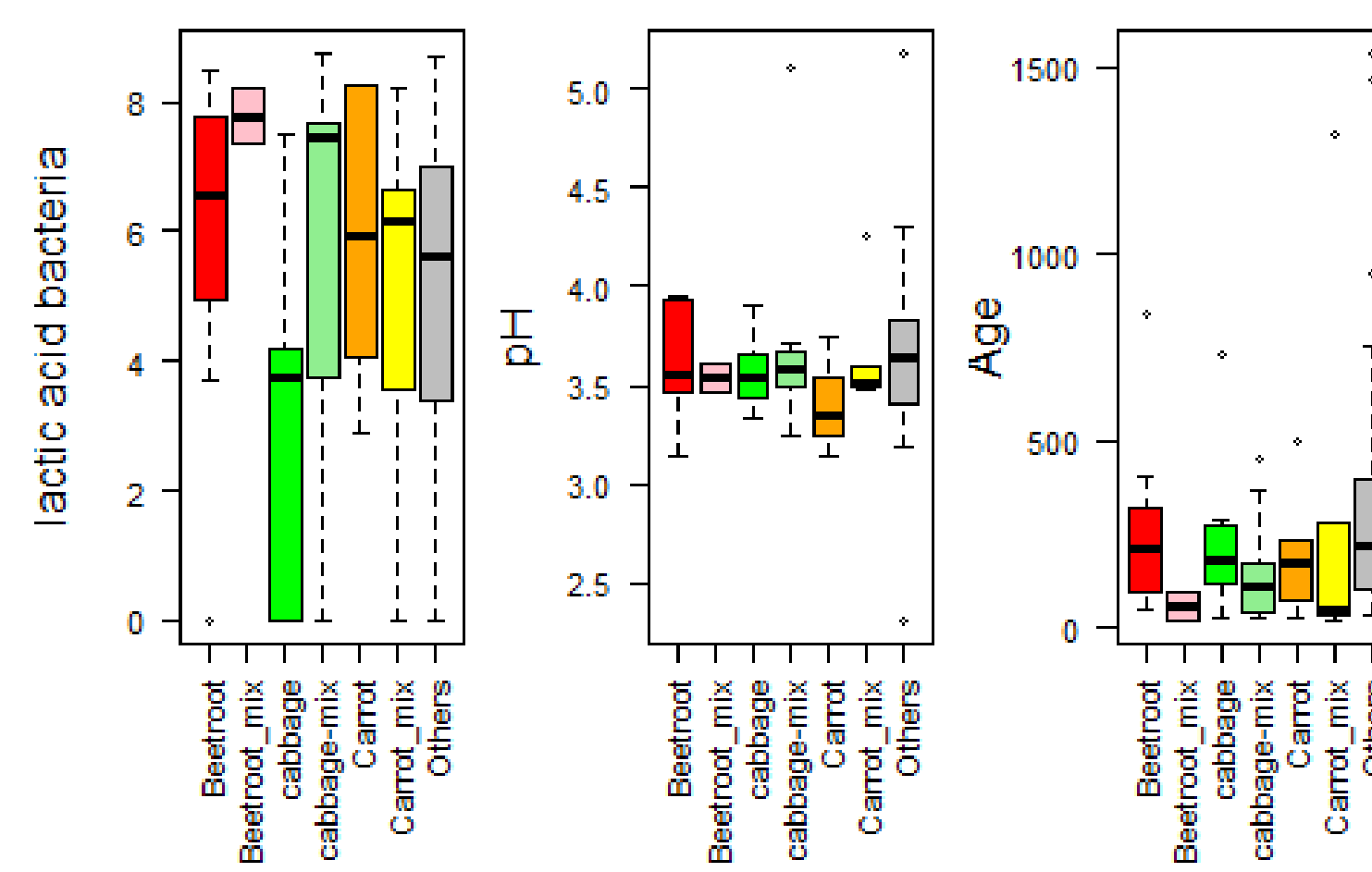
- ✓ 23 types of legumes, the most represented being cabbage (27%, 7 varieties), carrots (19%) and beets (12%), most of them coming from from organic commercial production or garden vegetables
- ✓ Various manufacturing practices: vegetables peeled or not, various washing practices and slicing preparations (in pieces, sliced, minced, grated)
- ✓ Recipes include in general 1 to 2 spices and/or seasonings (garlic, coriander seeds, pepper, thyme, cumin, gingers, bay leaf being the most used)
- ✓ Spontaneous fermentation for 71 out of 75 samples (for the 4 others, 3 using backslopping and 1 kefir for inoculation)

Relationship between the age of samples and their viable microbial counts Multiple correspondence analysis (MCA)



RESULTS

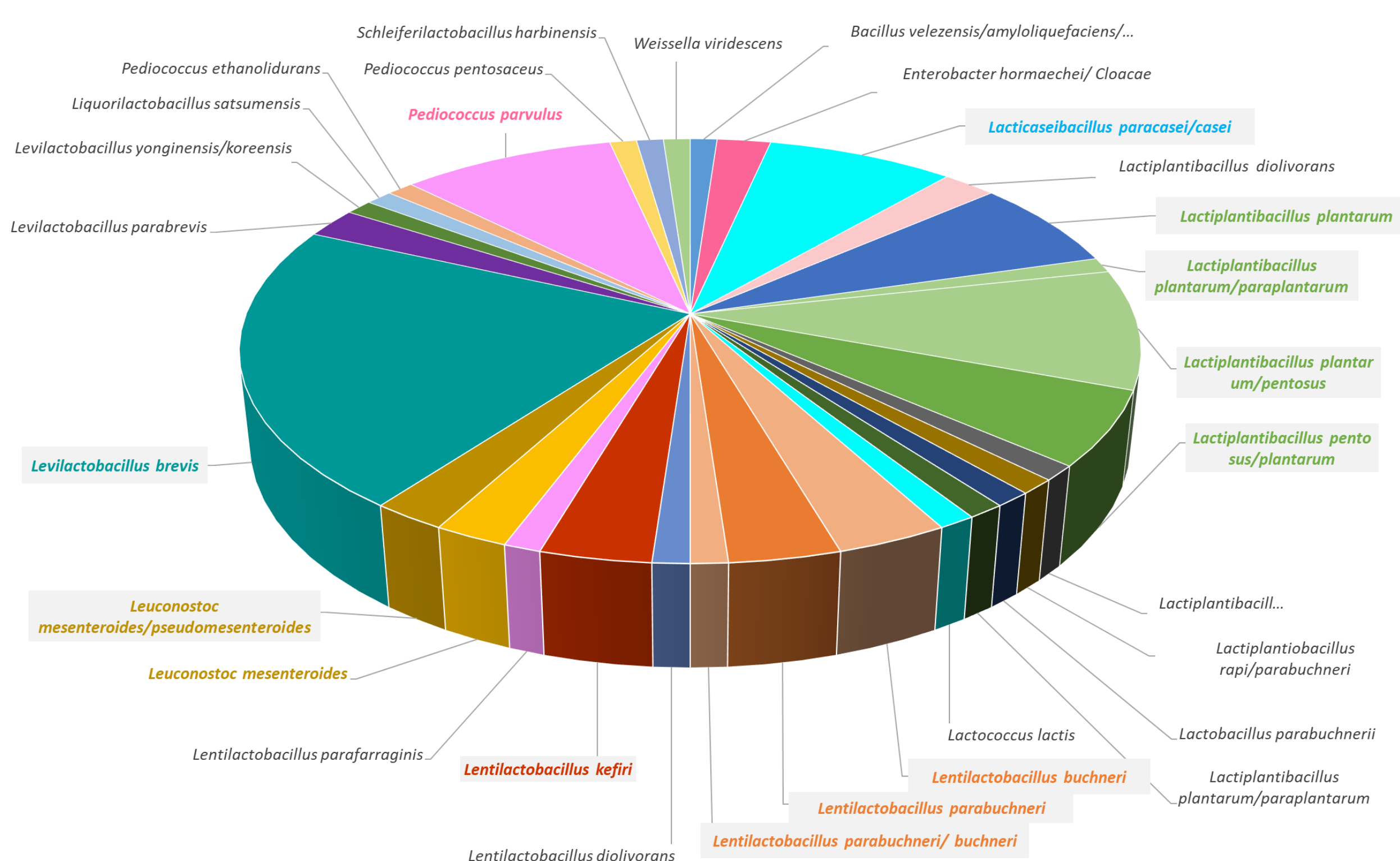
Several microbial groups, low pH and no pathogenic bacteria



- LAB counts:** median : 7.5×10^4 CFU/g
 - from non-detectable to 6×10^8 CFU/g
- pH:** median pH: 3.6
 - 87% of samples between 3.2 and 4.0
 - pH>4.5 for only 2 samples
- Storage period (sample age):**
 - median 6 months
 - from 2 weeks to 4 years

- ✓ LAB represented the dominant population
- ✓ No pathogenic bacteria detected (*Escherichia coli*, *Clostridium perfringens*, coagulase positive staphylococci, *Salmonella*, *Listeria monocytogenes*)
- ✓ Enterococci detected in only 5 samples, at counts < 10^5 CFU/g
- ✓ Yeasts detected in almost half of the samples, at counts ranging from 10^2 to 9×10^7 CFU/g

90 isolates of lactic acid bacteria – 30 species



- ✓ 1 – 3 isolates randomly picked up on culture media dedicated to LAB numeration conducting to the collection of 90 LAB isolates
- ✓ Clones were identified by 16S sequencing: 31 taxons identified
- ✓ *Levilactobacillus brevis* and *Lactiplantibacillus plantarum/paraplantarum* group were the most common, with 21 and 20 % of total number of isolates

CONCLUSION

- ✓ No significant relationship between the pH, LAB counts and the type of vegetables was observed.
- ✓ However, a significant effect of the age of samples was observed: high LAB counts were most frequent observed in the youngest samples (age < 100 days).
- ✓ This first view of the microbial community of fermented vegetables based on culture-dependent analysis will be completed by 16S rRNA gene metabarcoding
- ✓ Constitution of collection of lactic acid bacteria representative of the LAB diversity of fermented vegetables (90 strains, 30 species) available for research community