



HAL
open science

Isotopic evidence for alteration of nitrous oxide emissions and producing pathways contribution under nitrifying conditions

Guillaume Humbert, Mathieu Sebilo, Justine Fiat, Longqi Lang, Ahlem Filali, Véronique Vaury, M. Sperandio, Anniet M. Laverman

► To cite this version:

Guillaume Humbert, Mathieu Sebilo, Justine Fiat, Longqi Lang, Ahlem Filali, et al.. Isotopic evidence for alteration of nitrous oxide emissions and producing pathways contribution under nitrifying conditions. N2O Isotopes Workshop, Oct 2019, Dübendorf, France. hal-03813500

HAL Id: hal-03813500

<https://hal.inrae.fr/hal-03813500>

Submitted on 13 Oct 2022

HAL is a multi-disciplinary open access archive for the deposit and dissemination of scientific research documents, whether they are published or not. The documents may come from teaching and research institutions in France or abroad, or from public or private research centers.

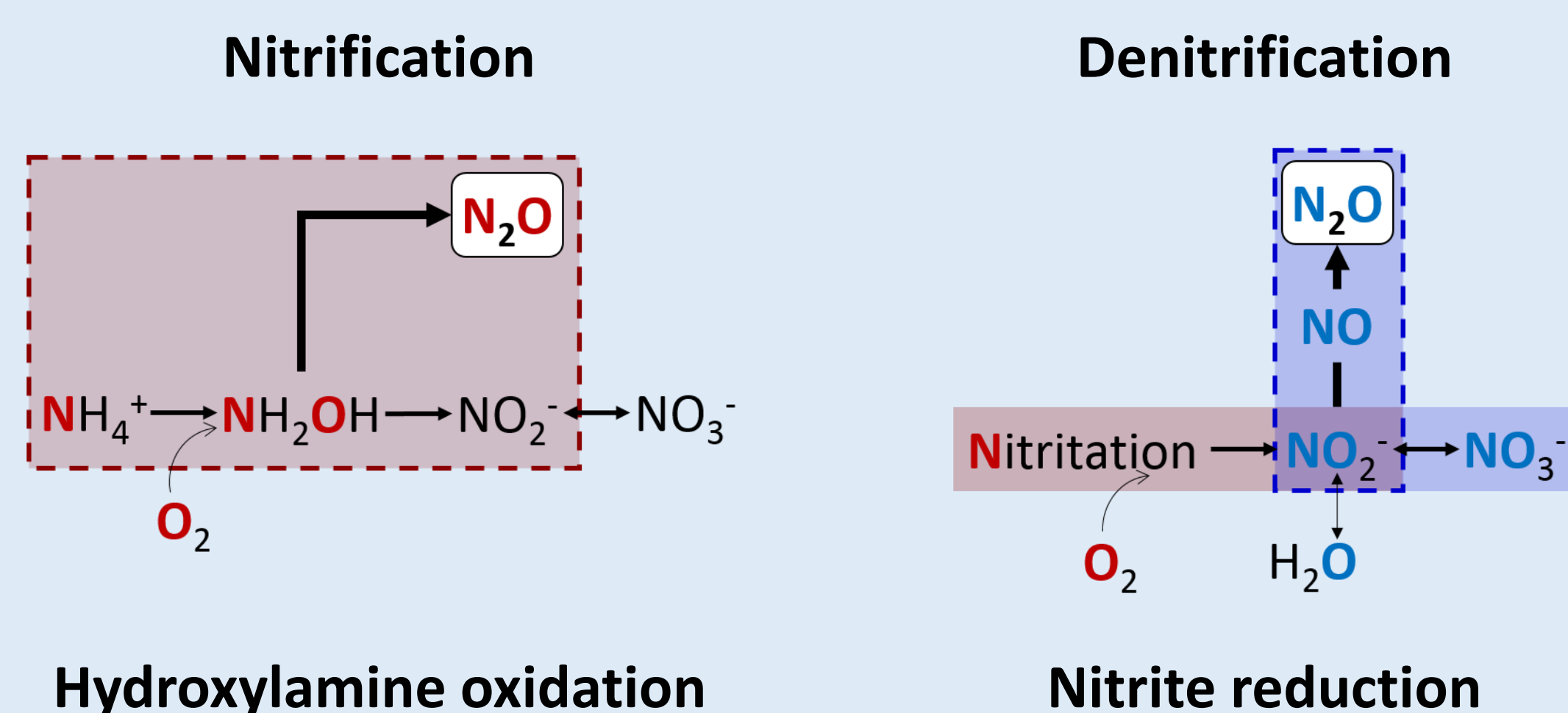
L'archive ouverte pluridisciplinaire **HAL**, est destinée au dépôt et à la diffusion de documents scientifiques de niveau recherche, publiés ou non, émanant des établissements d'enseignement et de recherche français ou étrangers, des laboratoires publics ou privés.

N₂O Track Isotopic evidence for alteration of nitrous oxide emissions and producing pathways contribution under nitrifying conditions

Guillaume Humbert^{1, 2, *}, Mathieu Sébilo^{1, 3}, Justine Fiat⁴, Longqi Lang⁵, Ahlem Filali⁴, Véronique Vaury¹, Mathieu Spérandio⁵, Annet M. Laverman²

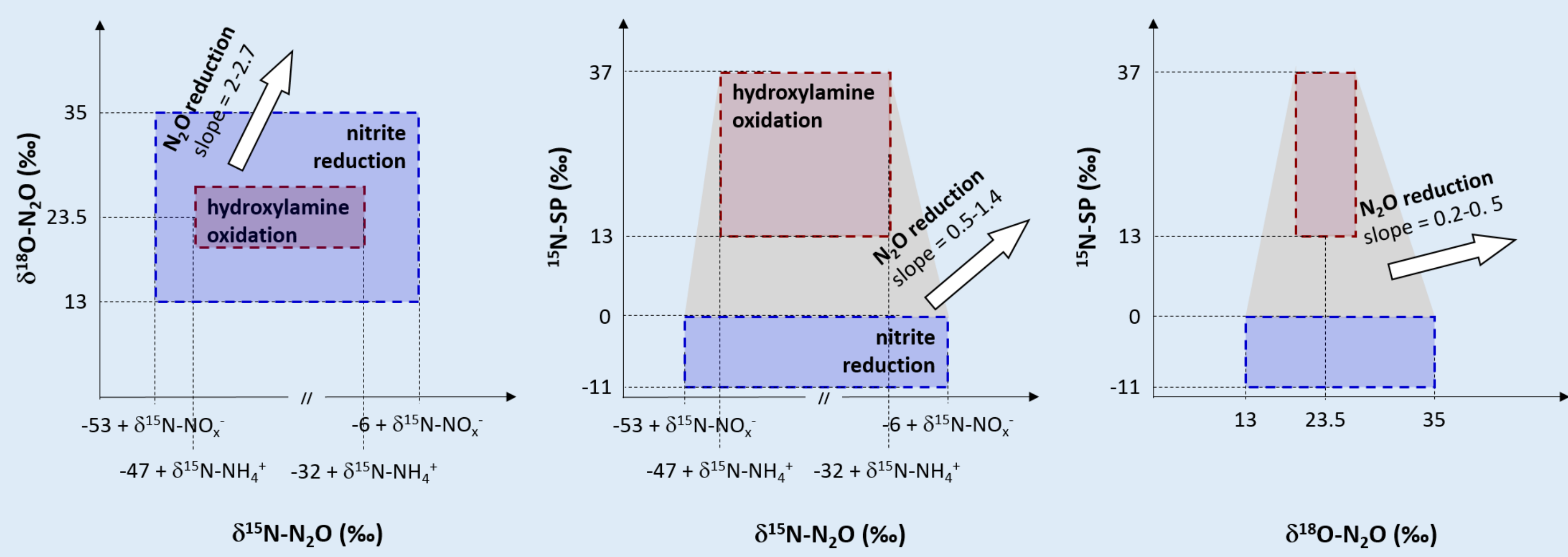
¹Sorbonne Université, CNRS, INRA, IRD, UPD, UPEC, Institute of Ecology and Environmental Sciences – Paris, iEES, F 75005 Paris, France; ²Centre National de la Recherche Scientifique (CNRS), ECOBIO – UMR 6553, Université de Rennes, 35042 Rennes, France; ³CNRS/Univ. Pau & Pays Adour/E2S UPPA, Institut des Sciences Analytiques et de Physico-Chimie pour l'Environnement et les Matériaux, UMR 5254, 64000, Pau, France; ⁴Irstea, UR PROSE, CS 10030, F-92761, Antony Cedex, France; ⁵LISBP, Université de Toulouse, CNRS, INRA, INSA, Toulouse, France

N₂O producing pathways



Hypothesis on N₂O production (Koba et al. 2009, GCA):

- ✓ Substrate isotope composition (Snider et al. 2013, GCA)
- ✓ Isotope effects of substrates - products (Denk et al. 2017, SBB)
- ✓ ¹⁵N-SP (Lewicka-Szczebak et al., 2014, GCA; Sutka et al., 2006, AEM; Yamazaki et al., 2014, BG)



Research questions

- Can we deduce N₂O producing pathways using isotope measurements under nitrifying conditions?
- Do oxygenation, temperature, and ammonium (NH₄⁺) concentration alter N₂O emissions, and what are the involved processes?

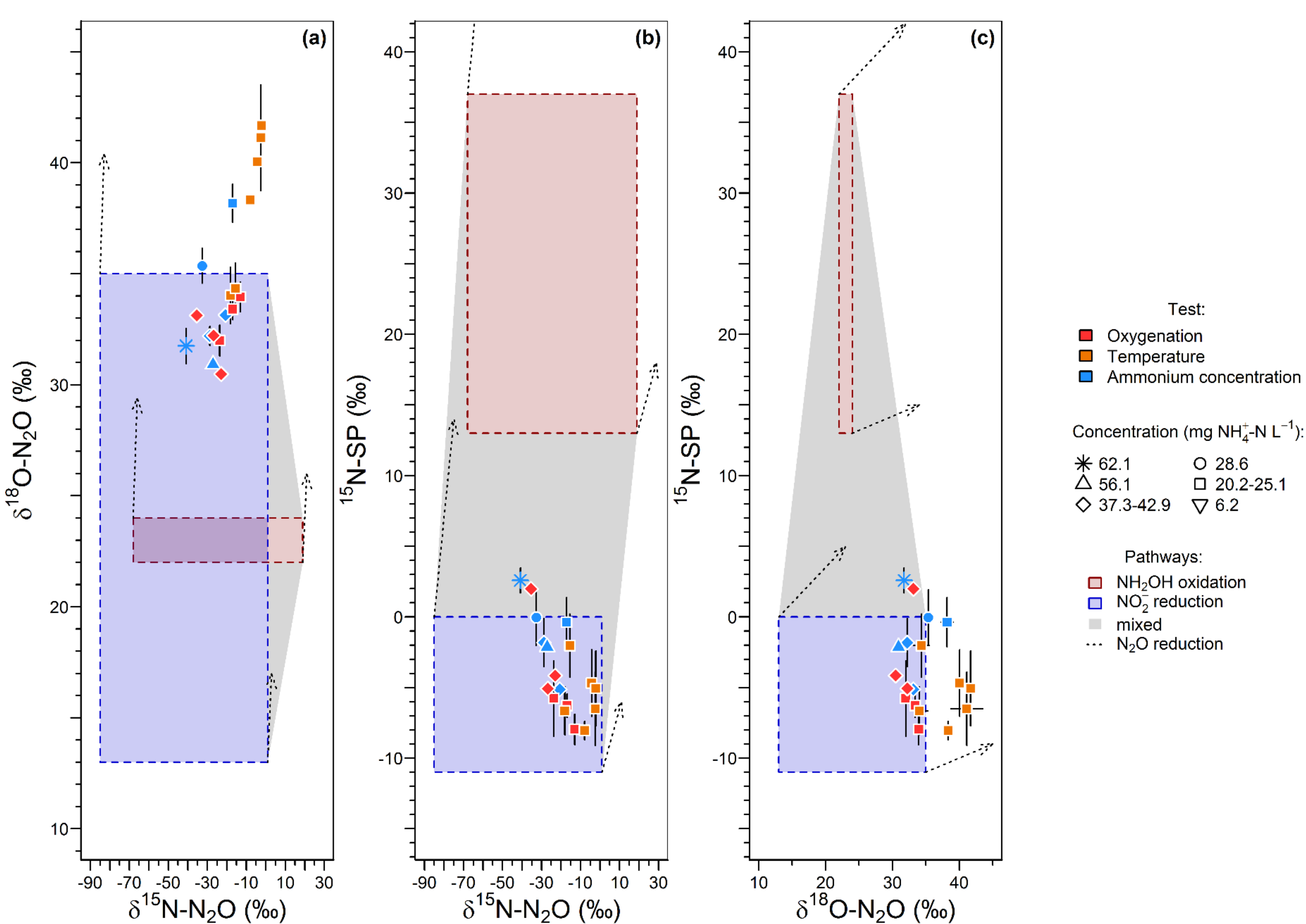
Material & Methods

- **Lab-scale nitrifying biologically active filter**
 - ✓ Oxygenation: 0- 21 % O₂ in gas mix
 - ✓ Temperature: 13- 22 °C
 - ✓ NH₄⁺ 6- 62 mg N L⁻¹
- **Monitoring:**
 - ✓ Nitrification yield: NH₄⁺, NO₂⁻, NO₃⁻, N₂O
 - ✓ Operating conditions: O₂, pH
- **Isotope analysis:**
 - ✓ N and O isotope ratios (δ¹⁵N and δ¹⁸O)
 - ✓ N isotopomer site preference (¹⁵N-SP)

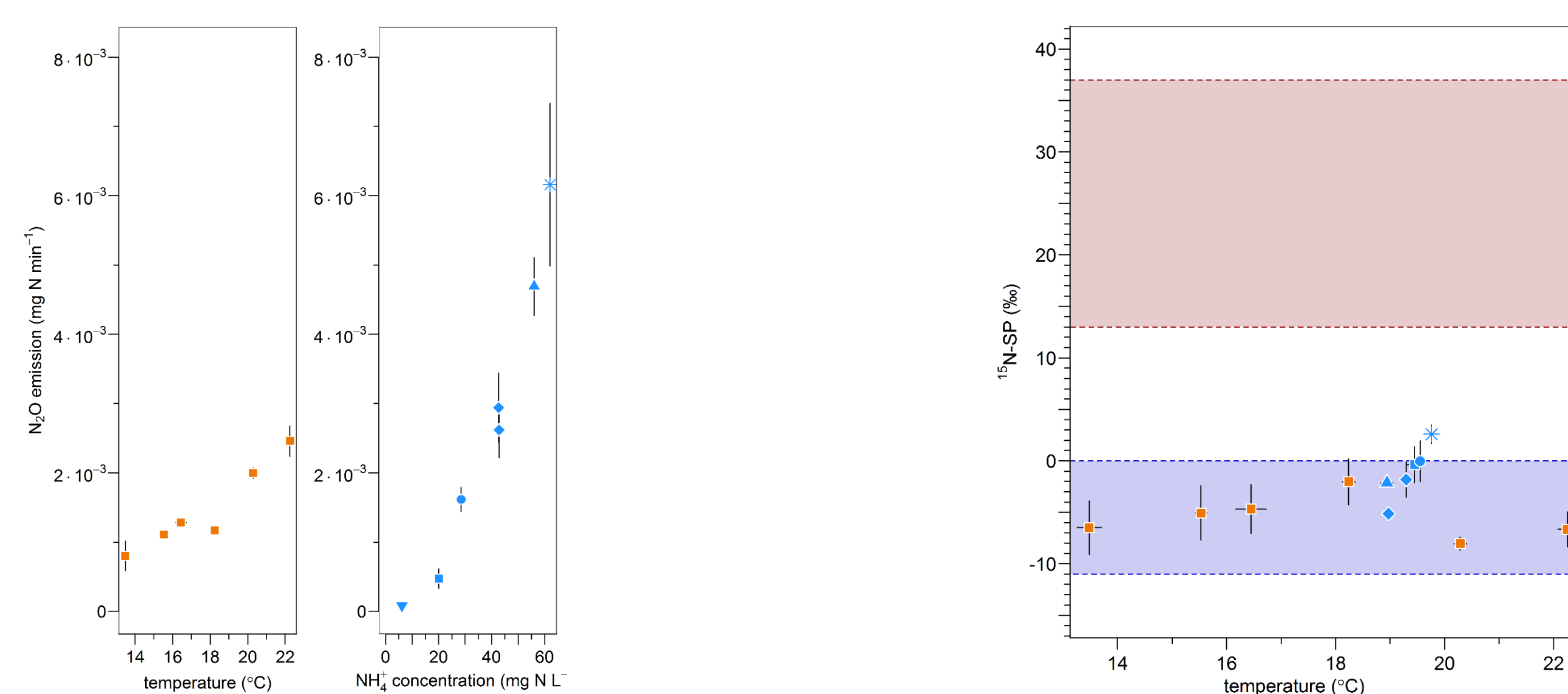


Results

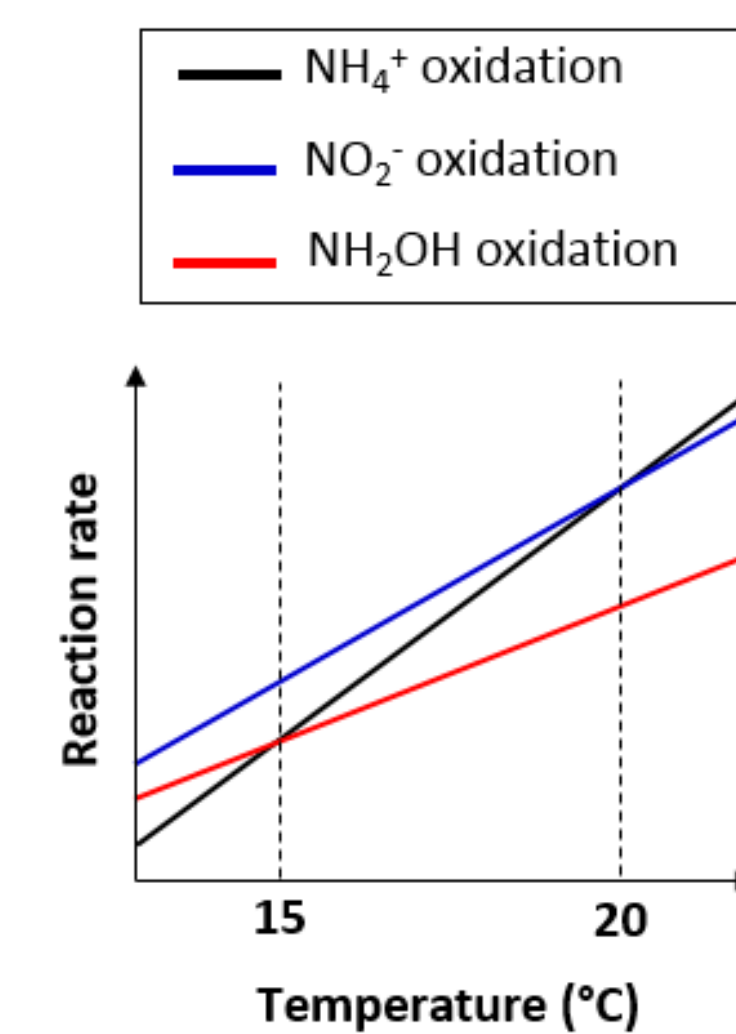
- N₂O isotope composition data revealed that:
 - ✓ **Nitrite reduction** was the main N₂O producing pathway
 - ✓ **Heterotrophic denitrification** occurred (N₂O -> N₂)



- Difference in **temperature dependency** of hydroxylamine and ammonium oxidizers as driver of **hydroxylamine oxidation** contribution to N₂O emissions



- 15 < T < 20 °C: linear increase in the contribution of the hydroxylamine oxidation pathway to N₂O emission
- T > 20 °C: increase in the contribution of the nitrite reduction pathway to N₂O emission. Ammonium oxidation rates exceed nitrite oxidation rates?



Conclusions

- Difference in oxidation and reduction rates of nitrite as key driver of nitrite reduction contribution to N₂O emissions
- The combination of low N₂O emissions and high nitrification rates would occur close to 15 °C

For details, please see <https://doi.org/10.5194/bg-2019-244>