



HAL
open science

Energetic mismatch induced by warming decreases leaf litter decomposition by aquatic detritivores

Tom Réveillon, Thibaut Rota, Éric Chauvet, Antoine Lecerf, Arnaud Sentis

► To cite this version:

Tom Réveillon, Thibaut Rota, Éric Chauvet, Antoine Lecerf, Arnaud Sentis. Energetic mismatch induced by warming decreases leaf litter decomposition by aquatic detritivores. *Journal of Animal Ecology*, 2022, 91 (10), pp.1-13. 10.1111/1365-2656.13710 . hal-03847327

HAL Id: hal-03847327

<https://hal.inrae.fr/hal-03847327>

Submitted on 10 Nov 2022

HAL is a multi-disciplinary open access archive for the deposit and dissemination of scientific research documents, whether they are published or not. The documents may come from teaching and research institutions in France or abroad, or from public or private research centers.

L'archive ouverte pluridisciplinaire **HAL**, est destinée au dépôt et à la diffusion de documents scientifiques de niveau recherche, publiés ou non, émanant des établissements d'enseignement et de recherche français ou étrangers, des laboratoires publics ou privés.



Distributed under a Creative Commons Attribution 4.0 International License

RESEARCH ARTICLE

Energetic mismatch induced by warming decreases leaf litter decomposition by aquatic detritivores

Tom Réveillon¹  | Thibaut Rota¹  | Éric Chauvet¹  | Antoine Lecerf¹  |
Arnaud Sentis² 

¹Laboratoire Écologie Fonctionnelle et Environnement, Université de Toulouse, CNRS, INP, UPS, Toulouse, France

²INRAE, Aix Marseille Université, UMR RECOVER, Aix-en-Provence, France

Correspondence

Tom Réveillon

Email: tom.reveillon@uni-konstanz.de

Arnaud Sentis

Email: arnaud.sentis@inrae.fr

Funding information

This work is part of the Functional Streams project funded by the French National Research Agency (grant ANR-14-CE01-0009-01).

Handling Editor: M. Noelia Barrios-Garcia

Abstract

1. The balance of energetic losses and gains is of paramount importance for understanding and predicting the persistence of populations and ecosystem processes in a rapidly changing world. Previous studies suggested that metabolic rate often increases faster with warming than resource ingestion rate, leading to an energetic mismatch at high temperature. However, little is known about the ecological consequences of this energetic mismatch for population demography and ecosystem functions.
2. Here, we combined laboratory experiments and modelling to investigate the energetic balance of a stream detritivore *Gammarus fossarum* along a temperature gradient and the consequences for detritivore populations and organic matter decomposition.
3. We experimentally measured the energetic losses (metabolic rate) and supplies (ingestion rate) of *Gammarus* and we modelled the impact of rising temperatures and changes in *Gammarus* body size induced by warming on population dynamics and benthic organic matter dynamics in freshwater systems.
4. Our experimental results indicated an energetic mismatch in a *Gammarus* population where losses via metabolic rate increase faster than supplies via food ingestion with warming, which translated in a decrease in energetic efficiency with temperature rising from 5 to 20°C. Moreover, our consumer–resource model predicts a decrease in the biomass of *Gammarus* population with warming, associated with lower maximum abundances and steeper abundance decreases after biomass annual peaks. These changes resulted in a decrease in leaf litter decomposition rate and thus longer persistence of leaf litter standing stock over years in the simulations. In addition, *Gammarus* body size reductions led to shorter persistence for both leaf litter and *Gammarus* biomasses at low temperature and the opposite trend at high temperature, revealing that body size reduction was weakening the effect of temperature on resource and consumer persistence.

This is an open access article under the terms of the [Creative Commons Attribution-NonCommercial-NoDerivs](https://creativecommons.org/licenses/by-nc-nd/4.0/) License, which permits use and distribution in any medium, provided the original work is properly cited, the use is non-commercial and no modifications or adaptations are made.

© 2022 The Authors. *Journal of Animal Ecology* published by John Wiley & Sons Ltd on behalf of British Ecological Society.

5. Our model contributes to identifying the mechanisms that explain how thermal effects at the level of individuals may cascade through trophic interactions and influence important ecosystem processes. Considering the balance of physiological processes is crucial to improve our ability to predict the impact of climate change on carbon stocks and ecosystem functions.

KEYWORDS

detritivores, ectotherms, energetic mismatch, global warming, litter decomposition, metabolic theory of ecology, temperature-size rule

1 | INTRODUCTION

Average overall surface temperature is predicted to increase by 0.2°C per decade and up to 2–5°C by the end of the century, leading to considerable perturbations at all levels of biological organization (Dawson et al., 2011; Walther et al., 2002). Temperature strongly influences life-history traits, population dynamics, species interactions and ecological processes in most ecosystems (Dell et al., 2011; Sommer et al., 2012; Woodward et al., 2010). In particular, temperature has important effects on physiological traits related to energy acquisition and expenditure (Brown et al., 2004), such as metabolic rate (Dillon et al., 2010; Marshall & McQuaid, 2011) and ingestion rate (Rall et al., 2012; Vucic-Pestic et al., 2011) which together determine the energy balance of organisms. Both metabolic and ingestion rates are expected to increase with warming with important consequences for organism fitness, trophic interactions (Bideault et al., 2020; Rall et al., 2010; Sohlström et al., 2021) and fluxes of energy and matter within and across ecosystems (Demars et al., 2011; Follstad Shah et al., 2017). Furthermore, most organisms are ectotherms (Bickford et al., 2011) that are particularly sensitive to temperature (Angilletta et al., 2002). Thus, thermal physiology of ectotherms is key to understand the response of ecosystems to global warming (Deutsch et al., 2008).

The metabolic theory of ecology (hereafter, MTE, Brown et al., 2004) provides a powerful theoretical framework to investigate ecosystem functioning in the context of global warming. The MTE combines the effects of body mass and temperature on biochemical processes to predict individual physiological performances (Gillooly et al., 2001; West et al., 2003) and scaling up from the individual to the population, community and ecosystem levels (Allen et al., 2005). As metabolic losses increase exponentially with warming, organisms generally increase energy supply through nutrient ingestion to counteract an increasing energy demand (Sentis et al., 2012; Lemoine et al., 2013). However, metabolism increases more rapidly than nutrient ingestion with temperature, which is emphasized by a higher activation energy for metabolic rate than for ingestion rate (Lemoine & Burkepile, 2012; Rall et al., 2010; Schaum et al., 2018; Sentis et al., 2012). This mismatch entails decreasing energetic efficiency (i.e. the ratio of energy acquired over energy consumed) as temperature rises (Bideault et al., 2020). Only few empirical studies directly measured the decrease in energetic efficiency with warming (Lemoine & Burkepile, 2012; Rall et al., 2010;

Sohlström et al., 2021). A better assessment of the thermal dependency of energetic efficiency is urgently needed as the latter is connected to fitness in diverse ectothermic taxonomic groups (Archer et al., 2019; Donelson et al., 2010; Sentis et al., 2015, 2017).

Enhanced mismatch between physiological rates leading to reduced energetic efficiency in consumers with warming is predicted to have complex impacts on population dynamics and ecosystem processes (Bideault et al., 2020; Rall et al., 2010; Sohlström et al., 2021). For instance, empirical evidences indicate that organisms reach a smaller body size at higher temperature (i.e. temperature-size rule; Atkinson, 1994) and larger individuals are disproportionately affected by warming due to higher per capita energetic demands compared to smaller individuals (Baudron et al., 2014; Messmer et al., 2016), resulting in a decline in body sizes in ectotherm populations (Atkinson et al., 2003; Daufresne et al., 2009; Forster et al., 2012; Gardner et al., 2011). Such body size reductions would reverberate on demographic processes and their outcomes, notably food web dynamics (Osmond et al., 2017; Sentis et al., 2017) and fluxes of energy and matter (Dillon et al., 2010; Norkko et al., 2013), impacting ecosystem functioning (Dossena et al., 2012; Emmerson et al., 2005; Woodward & Warren, 2007) and resilience to perturbations (Emmerson & Raffaelli, 2004; Rip & McCann, 2011). While numerous studies on ectothermic responses to warming have focused on direct effects of body mass and temperature on biological rates, few studies focused on indirect interactive effects of changing body size with temperature on populations (Bernhardt et al., 2018; Osmond et al., 2017; Sentis et al., 2017).

Current knowledge on global warming impact on consumer-resource dynamics has primarily focused on carnivore and herbivore populations whereas much less is known on detritivore populations, despite their functional importance and putative susceptibility to warming (Boyero et al., 2012; Wensch et al., 2017). Detritivores consume plant litter to meet their energy requirements and their metabolic and feeding activities generate wastes that support heterotrophic microbial production and primary production (Bernabé et al., 2018; Eggert et al., 2020). Leaf litter decomposition is responsible for the main fraction of the organic carbon assimilated by organisms or exported by streams and rivers (Boyero et al., 2011; Gessner et al., 1999; Graça et al., 2001) through downstream transport of particles and gaseous emissions towards the atmosphere (Battin et al., 2008, 2009). As most biological rates, leaf litter decomposition is expected to increase exponentially up to 20%

considering both microbial and invertebrate taxa within a projected 4°C increase in mean water temperature (Follstad Shah et al., 2017). Detritivores have been suggested to have contrasting influences on the thermal sensitivity of aquatic leaf litter decomposition by either dampening (Boyero et al., 2011), enhancing (Alp et al., 2016) or having no significant effect on this process (Follstad Shah et al., 2017). However, these previous studies fall short of elucidating how thermal constraints on detritivores scale up from individuals to whole ecosystems. In this context, energy-based models provide a powerful framework to explore the consequences of global warming for consumer–resource dynamics by incorporating empirical physiological traits of individuals associated with changes in body mass and temperature into modelling simulations of population and community dynamics. Significant advances on thermal bioenergetic models have been done over the past decades (Gilbert et al., 2014; Rall et al., 2010; Synodinos et al., 2021; Vasseur & McCann, 2005) and recent studies extended the previous assumptions by including a temperature-driven change in body mass (Bernhardt et al., 2018; Osmond et al., 2017; Sentis et al., 2017), making these models a relevant approach for studying the impacts of temperature and body size changes on detritivore–resource dynamics. One key finding emerging from these modelling studies is that investigating the balance between key physiological processes that determines the fitness of detritivores (Jabiol et al., 2020) is crucial to better predict the responses of populations and freshwater ecosystems to global warming (Bideault et al., 2020; Demars et al., 2011; Yvon-Durocher et al., 2010).

In this study, we combined laboratory experiments and energy-based models to investigate thermal energetic mismatch between energy demand (i.e. metabolic rate) and supply (i.e. ingestion rate) and simulate the consequences of this thermal mismatch for seasonal population dynamics and carbon fluxes. Our laboratory experiment was designed to assess thermal reaction norms of energy demand and supply for the detritivore *Gammarus fossarum* (Koch 1836), a dominant invertebrate species in temperate headwater streams. We used individual-based experiments to examine if the mismatch in the physiological responses of individuals to warming was impacting the energetic efficiency of this keystone detritivore species. Experimental results were then used to parameterize a simplified consumer–resource model describing the seasonal dynamics of *Gammarus* and leaf litter biomasses in a temperate stream. Our model allowed us to explore the effects of temperature-induced changes in body size by simulating two scenarios of body mass reduction with temperature based on empirical observations for numerous aquatic taxa (Forster et al., 2012). If the energy demand–supply mismatch reported for herbivores and predators (Bideault et al., 2020) also holds true for detritivores, we expected metabolic rate to increase faster than ingestion rate with rising temperature, resulting in a reduction in energetic efficiency. Moreover, we predicted changes in the population dynamics of detritivores and the rate of leaf litter decomposition, where populations composed of smaller individuals were more resilient to warming but having less consumption impact on the leaf litter standing stocks.

2 | MATERIALS AND METHODS

2.1 | Biological model

The biological model used, the amphipod *G. fossarum* (Koch 1835), is a widespread crustacean species in European streams (Weiss & Leese, 2015). A large number of individuals (~500) were collected from submerged leaf litter in a pristine first-order woodland stream in the Montagne Noire, South-Western France, as in Réveillon et al. (2019). Individuals were maintained with constant oxygen supply in a cool (10°C) dark place in the laboratory for 2 weeks prior to the experiments. The water temperature for maintenance (10°C) was chosen to be close to the temperature of the sampling stream (5°C) to prevent thermal stress. No ethical permit was required under French legal requirements to conduct these laboratory experiments.

2.2 | Empirical estimation of energetic efficiency along a temperature gradient

Our laboratory experiments consisted of measuring the energetic balance between routine metabolic rate (RMR) and leaf ingestion rate (IR) for 90 individuals selected to cover a realistic spectrum of dry body mass (2.41–6.73 mg, see below for more details). At each of the six experimental temperatures (5, 8, 11, 14, 17 and 20°C), 15 individuals were tested separately for metabolic rate and ingestion rate, yielding 15 replicates per temperature. The boundaries of this thermal range corresponded to the minimal and maximal temperatures experienced by the focal population in winter and summer, respectively, in line with previous studies on this species (Becker et al., 2016; Jabiol et al., 2020; Réveillon et al., 2019). No mortality was recorded among *Gammarus* individuals during the experiments as the organisms were maintained in temperate water (i.e. no thermal stress) without food limitation (i.e. no starvation stress) and manipulated carefully. *Gammarus* mortality rate was null over the duration of the conditioning and the experiments (72 hr).

2.3 | Metabolic rate measurement

Routine metabolic rate was measured using a fluorescence-based multichannel respirometer (SDR SensorDish®, Presens GmbH, Germany) as in Réveillon et al. (2019). *Gammarus* were kept at ~10.0°C in the dark in individual containers, and starved for 24 hr prior transfer to the respiration chambers. Before the start of the RMR measurement, individuals of each treatment group were randomly placed in multi-dish wells filled with 3 ml of oxygen-saturated water and maintained in the dark for ~30 min for the water to reach one of the six temperature treatments before sealing the wells with a hermetic lid. Five wells on the multi-dish were used as controls for RMR by leaving them without animals. Respiration rate was measured after ~2 additional min in the dark without any manipulation of animals to avoid excessive oxygen consumption due to manipulation

stress. Dissolved oxygen concentrations were recorded every 15 s over 40–55 min and time series were truncated at both ends in order to keep the linear portion of the oxygen depletion curves. RMR was calculated as the slope of oxygen depletion over a *ca* 35 min time-frame, corrected for the mean linear trend over time of oxygen concentration in controls as follows: $RMR = (c_i - c_f)/(t_i - t_f)$, where c_i and c_f are initial and final oxygen concentrations ($\mu\text{mol O}_2/\text{L}$) in the wells and t_i and t_f are initial and final times points (day^{-1}) of the respiration experiment. Values were converted into C release rate ($\mu\text{g C}/\text{day}$) assuming a respiratory coefficient of 0.78 (as estimated for *Gammarus pulex*, Wright & Wright, 1979).

2.4 | Leaf litter ingestion rate measurement

Leaf litter substrate was composed of ash leaves *Fraxinus excelsior*, an abundant species contributing to allochthonous inputs in temperate forest streams and consumed by *Gammarus* (Lewis et al., 2017; Nelson, 2011). Freshly fallen ash leaves were collected 1 month prior to the experiments in a similar first-order stream of the same geographical area where *Gammarus* individuals were collected. Leaves were then dried and stored at -15°C in the laboratory. Prior to the experiment, dried leaves were conditioned for 2 weeks in a tank filled with 10 L of continuously oxygenated water from the sampled stream. This allowed leaves to be colonized and partly decomposed by fungi (aquatic hyphomycetes) to simulate the conditions encountered by *Gammarus* in streams (Jabiol & Chauvet, 2012). Then, leaves were washed with pristine water and cut into 1-cm diameter discs, avoiding the central vein that is less edible for *Gammarus*. Following the RMR measurement, *Gammarus* were put in individual arenas ($10 \times 7 \times 3.5$ cm) filled with 100 ml of oxygen-saturated water maintained at the same temperature as in the respirometer chamber. The individual arenas were partly immersed in either of the six temperature-controlled water baths maintained at the desired temperature. *Gammarus* were allowed to explore the experimental arena for ~ 2 min before the experiment to reduce manipulation stress. Ingestion rate (IR) was measured by allowing individuals to feed on pre-weighed batches of six dry leaf discs (mean \pm SD: 10.25 ± 0.68 mg) for 48 hr in dark conditions. Leaf discs were visible in the individual arenas and consumption time was sufficient as a significant fraction of leaf discs was consumed in the low temperature treatments. Background leaf mass loss not attributed to litter ingestion by *Gammarus* was estimated in five control arenas without animals for each of the six temperature treatments. At the end of the feeding experiment, individuals and leaf discs were frozen at -15°C , freeze-dried for 24 hr and weighed to the nearest 0.001 g. Litter ingestion rate ($\mu\text{g C}/\text{day}$) was calculated as follows: $IR = (m_i \times c - m_f) \times \chi / t$, where m_i and m_f are initial and final mass (μg) of dried leaf discs from arenas with animal, respectively, c is the mean ratio of final to initial mass of leaf discs allowed to decompose for 48 hr in the absence of *Gammarus* at each temperature, χ is the conversion factor (0.45) of dry mass to C content of leaf litter (Lecerf & Chauvet, 2008) and t is the duration (day) of the feeding experiment.

2.5 | Statistical analysis

The following equations were used to express the mass (M in mg) and temperature (T in Kelvin) dependence of individual RMR and IR (Brown et al., 2004; Englund et al., 2011):

$$I = \alpha M^b e^{Ea \left(\frac{T-T_0}{k_B T_0 T} \right)}, \quad (1a)$$

$$I = \alpha M^b e^{p \left(\frac{T-T_0}{k_B T_0 T} \right) - q \left(\frac{T-T_0}{k_B T_0 T} \right)^2}, \quad (1b)$$

where α is the metabolic or the ingestion expression level at the reference temperature (T_0), b is the mass-scaling exponent, M is the dry body mass (mg), Ea is the activation energy (eV) and k_B is the Boltzmann's constant (8.62×10^{-5} eV K^{-1}). The quadratic equation within the exponential term (Equation 1b) is a deviation of the MTE expression allowing to investigate the curvature strength of the relationship between the measured rate (I) and temperature, where p and q were fitted polynomial first- and second-order terms describing the curvature respectively (Englund et al., 2011; Irlich et al., 2009). T_0 was set to 12.5°C (i.e. the mean of the values of experimental temperatures) while parameters α , b , p and q were estimated for metabolic and ingestion rates using polynomial regressions of log-transformed metabolic or ingestion rates on log-transformed body masses and standardized inverse temperatures (i.e. $1/k_B T - 1/k_B T_0$). To assess the best fitting estimations, we computed two generalized linear models on Eq 1 for both metabolic and ingestion rates: a first model including the quadratic formulation of the MTE (Equation 1b) and a second model including a standard MTE formulation (Equation 1a). The latter is simply a particular case of the quadratic formulation where $q = 0$ and the equation is reduced to the MTE model where p can thus be interpreted as the activation energy (Englund et al., 2011). Both models were compared with a likelihood ratio test and p values were used to determine the best fitting model and the significance of parameters.

Energetic efficiency was also calculated as follows: $E = (IR/RMR) \times A_T$ where the ratio of IR to RMR is the ingestion to metabolism efficiency and A_T is the assimilation efficiency at temperature T . We expressed the temperature (T in Kelvin) dependence of assimilation efficiency using empirical equations and values for detritivores from Lang et al. (2017). Assimilation efficiency was following a logistic equation with the MTE equation both at the numerator and the denominator. With this formulation, assimilation efficiency is confined between 0 and 1 (no or complete assimilation) (Equation 2):

$$A_T = \frac{\alpha e^{Ea \left(\frac{T-T_0}{k_B T_0 T} \right)}}{1 + \alpha e^{Ea \left(\frac{T-T_0}{k_B T_0 T} \right)}}, \quad (2)$$

where α is the normalization constant of assimilation efficiency, Ea is the activation energy (eV) and k_B is the Boltzmann's constant (8.62×10^{-5} eV K^{-1}). Lang et al. (2017) provided an estimate of E_a (0.1640 eV) derived from a dataset of assimilation efficiencies for detritivores and we rescaled the intercept α (-0.8473) to obtain an assimilation efficiency value of 0.30 at the reference temperature (12.5°C).

This translated into A_T values ranging from 0.26 at 5°C to 0.36 at 25°C. Because there is not yet a consensus on the temperature dependence of assimilation efficiency, we also investigated scenarios where assimilation efficiency was temperature independent with a constant value of 0.40 (Gergs & Rothhaupt, 2008, Figures S3 and S4). The relationship between temperature and energetic efficiency was estimated using a linear regression. Four outliers (one at 5°C, one at 8°C and two at 20°C) were excluded from the analyses due to unrealistic very distant metabolic and ingestion rate values from the fitted curves (residual values >3 µg C/day). Statistical analyses were computed using the R software v.3.3.4 (R Development Core Team, 2018). Generalized linear regressions were computed using the *glm* function and were compared using the *anova* function from the *stats* R package and *lrt* function from the *LMTEST* R package.

2.6 | Modelling consumer–resource dynamics

We developed a mathematical consumer–resource model parametrized using our experimental estimates of ingestion and metabolism rates to describe the dynamics of *Gammarus* and leaf litter biomasses in streams. All individuals were assumed to have the same body mass (i.e. population size structure was not implemented) as we intended to focus on carbon biomass dynamics and did not have enough information about the temperature and body mass dependences of *Gammarus* life-history traits to implement a size-structured population model. Changes in *Gammarus* population biomass were driven by the balance between carbon intake through food ingestion and carbon loss through respiration in animals while changes in leaf litter biomass were due to *Gammarus* herbivory pressure on a seasonal litterfall stock (Yodzis & Innes, 1992). Below is the system of ordinary differential equations describing temporal change in leaf litter standing stocks (L) and *Gammarus* population biomass (G) (Equation 3a and 3b).

$$\frac{dL}{dt} = I - f(L)_T G - k_T L, \quad (3a)$$

$$\frac{dG}{dt} = G [f(L)_T A - RMR_T]. \quad (3b)$$

Leaf litter standing stock is sustained by litter inputs (I) and decreases due to *Gammarus* population feeding activity ($f(L)_T A_T G$) and other degradation processes (e.g. microbial decomposition and leaching) of litter decomposition ($k_T L$). $f(L)_T$ is the temperature-dependent functional response of *Gammarus* population (mg C mg C⁻¹ day⁻¹) and k_T is a temperature-dependent rate of litter mass loss (day⁻¹) owing to microbial decomposition and leaching (e.g. Alp et al., 2016). A_T is the temperature-dependent assimilation efficiency of *Gammarus* calculated using the activation energy and mass-scaling exponent proposed in Lang et al. (2017) for detritivores in Equation 2 (see Supplementary Material for a constant assimilation efficiency). Leaf litter inputs were specified as discrete events occurring once at the beginning of each year (see below for more details) simulating leaf fall in autumn. Biomass

dynamics of the *Gammarus* population was described as a balance of C intake through litter ingestion and loss through respiration with RMR_T is the RMR (mg C/day) estimated using the activation energy and mass-scaling exponent for metabolic rate of the experimental population in Equation 1a.

Gammarus feeds on leaf litter following a Holling type II functional response (Equation 4).

$$f(L)_T = \frac{a_T L}{1 + a_T h_T L}. \quad (4)$$

where a_T and h_T are the attack rate of *Gammarus* on leaves (m⁻²/day) and the handling time (day⁻¹) at temperature T , respectively, and L is the leaf litter biomass (mg C/m²). Attack rate and handling time were derived using the quadratic term and mass-scaling exponent for ingestion rate of the experimental population in Equation 1a. Derivations of these parameters are further detailed in the Supplementary Materials.

Leaf litter is also affected by microbial decomposition which is responsible for a large part of the carbon fluxes in aquatic ecosystems (Schneider, 2012). We used the Arrhenius equation to express the temperature dependence of microbial decomposition rate (Equation 5).

$$k_T = k_{10^\circ\text{C}} e^{-E_a \left(\frac{1}{k_B T} - \frac{1}{283.15 k_B} \right)}, \quad (5)$$

where $k_{10^\circ\text{C}}$ is litter decomposition rate at 10°C (i.e. 283.15 K), E_a is the activation energy (eV) and k_B is the Boltzmann's constant. Follstad Shah et al. (2017) provided in situ estimates of E_a (0.3700 eV) and $k_{10^\circ\text{C}}$ (0.0096 day⁻¹) deriving from data of litter decomposition in fine mesh bags.

In our model, initial conditions for litter standing stock (L) and *Gammarus* biomass (G), as well as the amount of annual litterfall, were selected based on previous observations of streams from the region where animals originated (Lecerf et al., 2005). Initial value for litter standing stock was set to 300,000 mg C/m² and annual leaf litter input to 300,000 mg C m⁻² year⁻¹. Litterfall occurred evenly over 15 consecutive days, so as to mimic the phenology of forest vegetation in the study region. Initial value for *Gammarus* biomass (G) was set to 30 mg dry mass m⁻² (i.e. 15 mg C/m²) and *Gammarus* mean individual body mass was 4.26 mg dry mass based on the animals we used in the laboratory experiment. These values were considered as the reference scenario (i.e. TSR_R) where the *Gammarus* mean body mass is constant across temperatures. Because body mass of organisms is temperature dependent (TSR, Atkinson, 1994), we also investigated the effects of temperature-induced changes in the mean body mass of the detritivore population on the carbon stocks dynamics by simulating three body size reduction scenarios following Forster et al. (2012) and detailed in the Supplementary Materials (TSR_R , TSR_A and TSR_M).

The dynamics of litter standing stocks and *Gammarus* population biomass were simulated at five different water temperatures (5, 10, 15, 20 and 25°C) for each of the three TSR scenarios (TSR_R , TSR_A and TSR_M) for a duration of 7 years. The first year of each simulation

was excluded because of transient dynamics following the input of leaf litter and detritivores in the system. Starting values of the other parameters mentioned above (i.e. leaf litter and *Gammarus* biomass) were constant among TSR scenarios as we primarily focused on the relationship between body mass and temperature (but see Supplementary materials Figure S2 for the influence of changing the starting values of these parameters). We defined a lower threshold for litter standing stock following Alp et al. (2016) (i.e. 20% of initial biomass, $6 \times 10^4 \text{ mg C/m}^2$) and a lower threshold for *Gammarus* stock (i.e. $5 \times 10^3 \text{ mg C/m}^2$). We calculated the mean annual persistence time above these thresholds over the 6 years period from the model outputs. We also fragmented time series in consumer–resource cycles (i.e. time between two consecutive biomass peaks) and calculated the slope of biomass decrease over time from peaks to thresholds of the cycles using a linear regression.

Simulations were obtained by solving the ordinary differential equations system using the *ode* function from the *deSolve* R package (Soetaert et al., 2010). Graphics were obtained using the *ggplot2* R package (Wickham, 2016).

3 | RESULTS

3.1 | Empirical estimation of energetic mismatch

We experimentally investigated the relationships between metabolic and ingestion rates with body mass and temperature over a 5–30°C gradient. We found that the polynomial model with quadratic term for thermal dependency (Equation 1b) described more accurately the temperature dependence of RMR (Anova, $F_{1,81} = 15.41$, $p < 0.001$) and ingestion rate (Anova, $F_{1,81} = 5.61$, $p = 0.0202$) in *G. fossarum* than the standard MTE model (without quadratic term). This was also indicated by significant Likelihood ratio tests between the two

functions for metabolic rate (Chi-square test, $\chi^2 = 5.70$, $p = 0.0170$) and ingestion rate (Chi-square test, $\chi^2 = 5.81$, $p < 0.01$). Both RMR and ingestion rate increased with warming [CI_{2.5%}–CI_{97.5%}], ranging from 10.00 [8.39–11.62] to 50.79 [44.30–57.28] $\mu\text{g C/day}$ and from 388.83 [291.98–485.69] to 793.13 [681.39–904.86] $\mu\text{g C/day}$ respectively (Figure 1). We estimated a lower mass-scaling exponent value for RMR than for ingestion rate (0.62 [0.41–0.84] and 0.82 [0.50–1.13] respectively) while the curve steepness was higher for RMR than for ingestion rate (0.67 [0.60–0.74] and 0.32 [0.22–0.42] respectively). Estimates of quadratic terms were similar between these rates (0.21 [0.11–0.32] and 0.19 [0.03–0.35] respectively, Table 1). Overall, we showed that metabolic rate increases faster than ingestion rate with warming (Figure 1), indicating a thermal energetic mismatch between energy expenditure and intake. This energetic mismatch was confirmed by the negative relationship between energetic efficiency and temperature ($F_{1,83} = 23.58$, $p < 0.001$), which decreased by twofold from 5 to 20°C (10.94 [7.60–14.28] to 5.46 [4.46–6.47], Figure 2). Our results were qualitatively similar when assimilation efficiency was considered as temperature independent (Figures S3 and S4) although the energetic mismatch was stronger for results with temperature-dependent assimilation efficiency.

3.2 | Modelling consumer–resource dynamics

The predictions from the consumer–resource model highlighted two major results: a warming effect and a body mass reduction effect on consumer–resource dynamics. First, we found a common pattern across TSR scenarios on the seasonal dynamics of carbon stocks. Focusing on the reference scenario without body size changes (TSR_R), leaf litter stock was decreasing until almost complete disappearance before the next annual litterfall while *Gammarus* stock was following

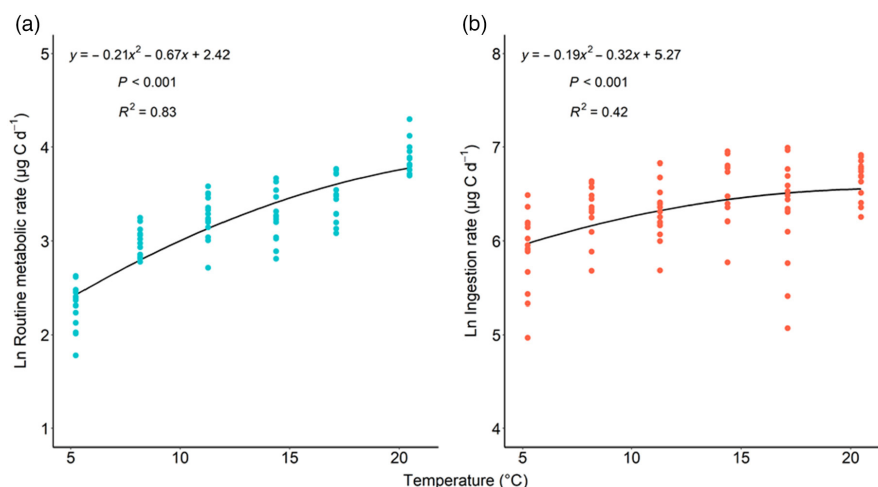


FIGURE 1 Nonlinear thermal reaction norms of (a) routine metabolic rate (log-transformed) and (b) ingestion rate (log-transformed) as a function of temperature for *Gammarus* individuals ($n = 86$). Regression lines estimated from linear models on the polynomial formulation of the MTE were represented (black line) with equations, significance (p) and regression coefficient (R^2). Equation coefficients were estimated using the Arrhenius formulation of the MTE with the inverse temperature normalized to the reference temperature (12.5°C)

TABLE 1 Parameter estimates and significance extracted from quadratic linear models for routine metabolic rate (RMR) and ingestion rate (IR) at 12.5°C: Intercept (I), body mass-scaling exponent (b), steepness of the relationship (p) and quadratic term (q). Significance was estimated with an ANOVA test (t and p values; see Section 2). Negative quadratic terms originated from the fitting of the quadratic model with a Boltzmann formulation so that high negative p and q values indicated a high curvature of the relationship

	Parameter	Estimate	t	p
Routine metabolic rate (RMR)	Intercept	2.42	15.78	<0.001
	Mass exponent (b)	0.62	5.73	<0.001
	Curve steepness (p)	-0.67	-19.48	<0.001
	Quadratic term (q)	-0.21	-3.93	<0.001
Ingestion rate (IR)	Intercept	5.27	23.22	<0.001
	Mass exponent (b)	0.82	5.07	<0.001
	Curve steepness (p)	-0.32	-6.28	<0.001
	Quadratic term (q)	-0.19	-2.37	0.0202

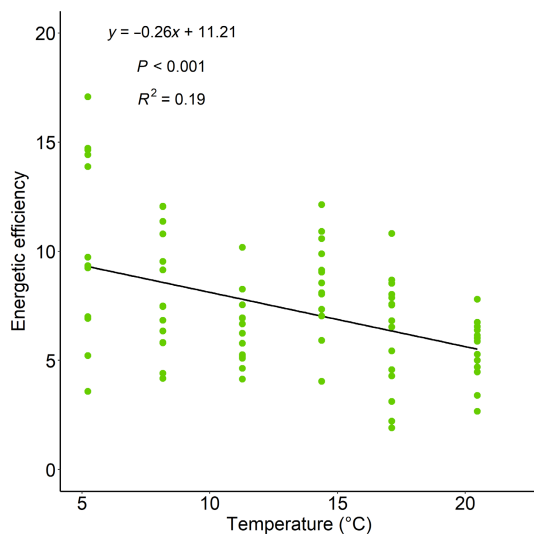


FIGURE 2 Linear thermal reaction norms of energetic efficiency as a function of temperature for *Gammarus* individuals ($n = 86$). Energetic efficiencies were calculated using log-transformed routine metabolic rate and ingestion rate. The regression line estimated from a linear model was represented (black line) with equation, significance (p) and regression coefficient (R^2)

the same dynamics with a phase lag due to the time needed to consume leaf litter and reproduce (Figure 3 and Figure S1). However, our simulations showed a decrease in *Gammarus* biomass and persistence with warming, which was characterized by lower maximum values (Figure S1) and steeper decreases after population peaks (e.g. -0.26×10^3 and -1.17×10^3 mg C m⁻² day⁻¹ for TSR_R respectively at 5°C and 25°C, Figure 3b). This resulted in an increase in leaf litter biomass and persistence, which was characterized by higher maximum values (Figure S1) and smoother decreases after litterfall peaks (e.g. -1.06×10^4 and -0.46×10^4 mg C m⁻² day⁻¹ for TSR_R respectively at 5°C and 25°C, Figure 3a). Overall, warming negatively impacted the *Gammarus* population (Figure 4b) and consequently led to the accumulation of the leaf litter stock over time (Figure 4a).

Second, we showed that a changing mean body mass with temperature (TSR scenarios) led to noteworthy differences in the dynamics of the carbon stocks depending on TSR strength. Concerning the detritivore consumer, the annual persistence time for *Gammarus*

significantly decreased at temperature between 5 and 15°C but tended to be longer at higher temperatures (mostly at 25°C) for all TSR scenarios (Figure 4b). However, when comparing the different temperature-size responses, we found that persistence time for the average TSR_A and the maximum TSR_M scenarios was lower than for the reference scenario (TSR_R) at low temperatures (e.g. 197 and 290 days at 5°C respectively for TSR_M and TSR_R) but became higher than the reference scenario TSR_R for temperatures above 15°C (e.g. 153 and 77 days at 25°C respectively for TSR_M and TSR_R). Moreover, the decrease in persistence time at high temperatures was particularly pronounced for the maximum TSR_M scenario to the extent that persistence times were almost similar to the ones at low temperatures (i.e. forming a U-shaped curve). Concerning the litter resource, the annual persistence time for leaf litter showed a contrasting pattern compared to the *Gammarus* population and significantly increased with temperature across the 5–30°C gradient (Figure 4a). Moreover, leaf litter persistence time for the TSR_A and the TSR_M scenarios was lower than the reference scenario TSR_R at low temperatures (e.g. 19 and 22 days at 5°C respectively for TSR_M and TSR_R) but became higher than the reference scenario TSR_R for temperatures above 15°C (e.g. 83 and 71 days at 25°C respectively for TSR_M and TSR_R). Overall, our modelling results showed that warming and body mass reduction were impacting the dynamic of a consumer–resource system. *Gammarus* biomass was negatively affected by warming, although this negative effect was weaker at high temperature for TSR scenarios with a strong body mass reduction, which allowed the *Gammarus* population to persist for a longer time. Conversely, leaf litter biomass was positively affected by warming due to reduced ingestion by *Gammarus* populations with smaller biomasses at high temperature and a strong body mass reduction reinforced the effect of warming, leading to accumulation of leaf litter for a longer time.

To summarize, we found an energetic mismatch between metabolic and ingestion rates, where costs increased faster than supplies with warming, which translated into a decrease in energetic efficiency and had significant effects on our model simulations. Indeed, this mismatch caused a reduction in the detritivore biomass with warming because of an unbalance between energy demand and supply (i.e. reduced energetic efficiency). Consequently, leaf litter standing stock was processed by fewer detritivores leading to leaf

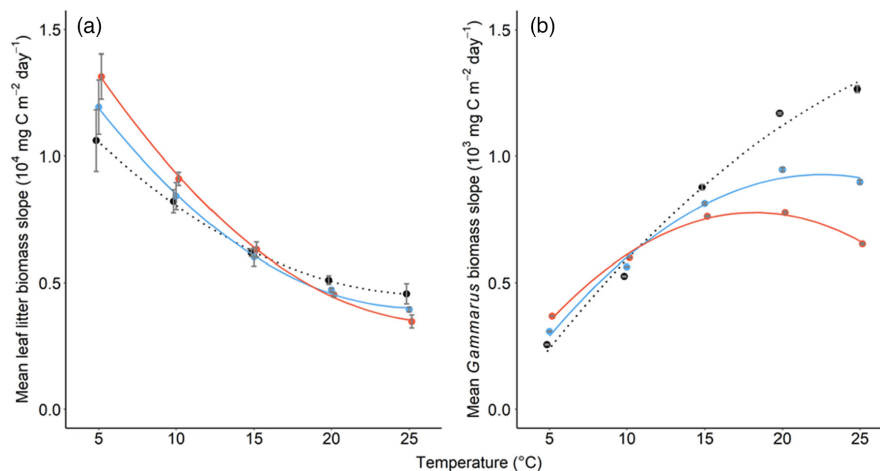


FIGURE 3 Mean slope of biomass decreases after maximum biomass peak (absolute value) of (a) leaf litter stock and (b) *Gammarus* stock. Mean slopes were estimate over six consumer–resource cycles as a function of water temperature for the three different temperature–size scenarios: The reference scenario (i.e. TSR_R , black dotted line), the average TSR scenario (i.e. TSR_A , blue solid line) and the strong TSR scenario (i.e. TSR_M , red solid line). Dots represent the slope values and lines were obtained by smoothing the curves linking the dots. Error bars (grey bars) correspond to standard deviations estimated for each temperature and temperature–size scenario over 6 years

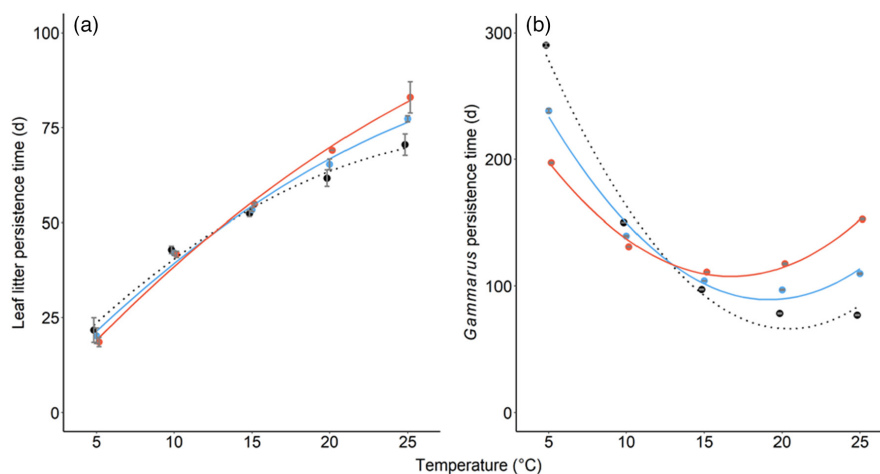


FIGURE 4 Mean annual number of days (a) above the 20% threshold ($6 \times 10^4 \text{ mg C/m}^2$) for leaf litter stock and (b) above the 5% threshold ($5 \times 10^3 \text{ mg C/m}^2$) for *Gammarus* stock. Mean numbers of days were estimated over 6 years as a function of water temperature for the three different temperature–size scenarios: The reference scenario (i.e. TSR_R , black dotted line), the average TSR scenario (i.e. TSR_A , blue solid line) and the strong TSR scenario (i.e. TSR_M , red solid line). Dots represent the biomass values and lines were obtained by smoothing the curves linking the dots. Error bars (grey bars) correspond to standard deviations estimated for each temperature and temperature–size scenario over 6 years

litter accumulation over time. In other words, warming leads to a significant reduction in the decomposition of leaf litter mediated by detritivores. Moreover, the slight increase in detritivore biomass at high temperature due to lower energetic demands in the case of body mass reduction did not compensate for the reduced leaf litter ingestion of a detritivore population having a lower mean body mass. This pattern was more or less amplified when considering different temperature–size responses for detritivore populations: a strong decrease in mean body mass (TSR_M) inhibited even more leaf litter decomposition than a moderate decrease in body size (TSR_A) with warming.

4 | DISCUSSION

Estimating the thermal sensitivity of physiological rates that determine the energetic balance of ectotherm organisms is crucial to predict the responses of populations and ecosystem processes to global warming (Sinclair et al., 2016). Under the MTE, warming should not affect the energy balance of organisms as energetic gains and costs should increase with warming at the same pace. In contrast to the MTE predictions, our simultaneous measurements of metabolic rate and ingestion rate on the detritivore species *G. fossarum* indicated that this assumption does not hold

true. We found that the relationship with temperature was more than twofold steeper for RMR (0.67 eV) compared to ingestion rate (0.32 eV), hinting at a higher thermal sensitivity of metabolism than food ingestion. Warming is likely to increase energetic costs of ectothermic organisms through an exponential increase in metabolic rate (Gillooly et al., 2001). In turn, increased metabolic demands may affect other biological rates, representing energetic expenditures, such as growth and reproduction (Watts et al., 2011; Ohlberger, 2013), or energetic supplies, such as food ingestion (Rall et al., 2010, 2012). In particular, ectotherm organisms are expected to increase ingestion rate of resources to meet their higher energy requirements at higher temperatures (Hillebrand et al., 2009; Vucic-Pestic et al., 2011). Our results and previous studies demonstrated that resource consumption does not follow the pace of increasing metabolism with warming, constituting an energetic mismatch where energetic costs become increasingly important compared to energetic supplies (Lemoine & Burkepile, 2012; Lindmark et al., 2018; Rall et al., 2010). For example, Rall et al. (2010) also reported activation energies more than twofold higher for metabolic rate than for ingestion rate in beetles and spiders (0.80–0.87 eV and 0.24–0.30 eV respectively). In line with observations made on activation energies, some studies showed a decrease in ingestion efficiency with warming as a consequence of the energetic mismatch (Lemoine & Burkepile, 2012; Rall et al., 2010; Vasseur & McCann, 2005). Our results also particularly underpinned the temperature-driven energetic mismatch by showing the decrease in the energetic efficiency (i.e. the proportion of C incorporated per unit of C respired) by threefold with a 15°C increase in temperature. Declining energetic efficiency with warming has been linked to fitness reduction across a large variety of taxonomic groups (Amarasekare & Savage, 2012; Donelson et al., 2010; Lindmark et al., 2018). Such fitness reductions may have profound impacts on the dynamics of ectotherm populations (Deutsch et al., 2008) and ecosystem processes (Allen et al., 2005).

Understanding the thermal sensitivity of detritivore-mediated leaf litter decomposition is of major importance to assess the impacts of global warming on freshwater ecosystems. Our consumer-resource model predicts that the detritivore biomass is declining with warming causing leaf litter stocks to accumulate with lower persistence times for *Gammarus* and higher persistence times for leaf litter with warming. This long-term pattern confronts the widespread observations of an overall increased litter decomposition by microbes and detritivores with warming in aquatic ecosystems (Ferreira & Canhoto, 2013, 2015; Ferreira & Chauvet, 2011; Griffiths & Tiegs, 2016). Indeed, the rate of leaf litter decomposition is increasing exponentially on the short-term with temperature in the same manner as biological processes (Boyero et al., 2011) because leaf litter constitutes the raw substrate supporting energetic requirements of microbes and detritivores (Gessner et al., 1999). Along the same line, Follstad Shah et al. (2017) documented that litter decomposition by microbes and detritivores can be approximated through the thermal sensitivity of enzymatic catabolic activities and is expected to increase significantly with warming. However, most

of the previous studies estimated litter decomposition on restricted temporal (i.e. a few weeks or months) and spatial scales (i.e. litter patches) that did not allow for the incorporation of dynamics of detritivore populations (Boyero et al., 2011; Griffiths & Tiegs, 2016). Particularly, variation in detritivore biomass with temperature can play a crucial role (Hines et al., 2016) because the thermal dependencies of biological rates and population growth rate are connected for ectotherms (Savage et al., 2004). In our simulations, the significant decline in detritivore biomass with warming relied on the lower uptake and conversion of leaf litter into *Gammarus* biomass in relation to the higher routine metabolic activities. More generally, energy-limited detritivores will be expected to limit investments in biomass production (i.e. growth and reproduction) while the higher proportion of energetically deficient individuals will cause mortality to increase (Amarasekare & Savage, 2012; Angilletta et al., 2004; Savage et al., 2004). Therefore, this could potentially accentuate the observed lower biomass of detritivores resulting in less leaf litter decomposition with warming.

One major effect of global warming is the reduction of the body size of both terrestrial and aquatic ectotherms (Daufresne et al., 2009; Gardner et al., 2011). According to the temperature-size rule (TSR), body size decreases at the individual level due to a thermal sensitivity difference between development rate and growth rate, leading organisms to reach maturity earlier at smaller sizes. A consequent shift in the mean body size of populations is likely to have a feedback effect on population dynamics (Riemer et al., 2018), changing demographic processes (Barneche et al., 2016; Savage et al., 2004) and trophic interaction strengths (Ohlberger et al., 2011; Sentis et al., 2017). Our results further highlighted that temperature-induced body mass reduction can influence the impact of temperature on the detritivore population dynamics. *Gammarus* populations on average composed of smaller individuals (i.e. facing a body size reduction with warming) maintained a relatively high biomass for a longer period of time than populations composed of larger individuals at high temperatures. This observation appeared as directly linked to the scaling relationships of biological rates with body mass and temperature (Brown et al., 2004) combined with the energetic mismatch between metabolic losses and resource supplies discussed above. We found mass-scaling exponents lower than 1 for metabolic rate (0.62) and ingestion rate (0.82), which indicated that small individuals have higher energetic demands and supplies per unit of biomass compared to large individuals (Hou et al., 2008), the latter have nevertheless higher per capita energy demands and supplies (Baudron et al., 2014; Messmer et al., 2016). This energetic superiority of small individuals under severe warming conditions allows them to allocate more energy to growth and reproduction even in low energetic efficiency conditions whereas large individuals would starve to death (Persson & de Roos, 2006). Such a competitive advantage could then be translated into *Gammarus* populations with higher biomass persisting for a longer time when composed of small individuals (Wenisch et al., 2017). Nevertheless, these small-bodied populations decompose a smaller fraction of the leaf litter standing stock than large-bodied populations with rising temperatures

because their numerical superiority cannot compensate for their physiological limitations due to reduced body mass. Although small individuals have a higher energetic efficiency than large individuals with warming, the former also ingest substantially less leaf litter on a per capita basis. Accordingly, we found a high mass-scaling exponent for ingestion rate (0.82) indicating a strong effect of body mass on ingestion and depletion of leaf litter stocks. Therefore, the evidence that an overall inhibition of leaf litter ingestion due to TSR mechanisms was not counteracted by an increase in population biomass and a longer persistence clearly indicated that the negative effect of body mass-related biological processes in individuals exceeded the positive effect of population abundance on leaf litter decomposition by detritivores with warming.

This study demonstrated an energetic mismatch between metabolic and ingestion rates for detritivore invertebrates that, combined with the widespread body size reduction experienced by ectotherms with warming, may have sizable repercussions on detritivore populations and leaf litter decomposition in freshwater ecosystems. Negative temperature effects on detritivore population size and litter decomposition rate reported here are consistent with previous findings showing that aquatic detritivores are scarce in warm streams compared to cool streams (Boyer et al., 2011; Foucreau et al., 2014) and invertebrates can mediate negative effects of warming on litter decomposition (Bernabé et al., 2018). Moreover, our findings conform to the widespread evidence that temperature stimulates aquatic decomposition, irrespective of whether detritivores are abundant or scarce (Alp et al., 2016; Follstad Shah et al., 2017; Galic & Forbes, 2017; Graça et al., 2015). However, the discrepancy between model simulations and the expected pattern derived from experiments may illuminate the critical role of thermal acclimation and adaptation processes in impeding a temperature-induced energetic mismatch and ensuring population persistence under warming conditions (Schaum et al., 2018; Sentis et al., 2015; Sohlström et al., 2021). Further studies have also emphasized the importance of food quality and diversity as compensatory feeding by herbivores affects the thermal response of feeding rate, which has consequences for the energetic balance (Follstad Shah et al., 2017; Hillebrand et al., 2009; Ott et al., 2012). Therefore, assessing the thermal sensitivity of microbial decomposers appears essential as microbial activities have a significant contribution to litter decomposition and modulate the food palatability and quality for invertebrate detritivores (Jabiol et al., 2020). Moreover, behavioural traits such as foraging movement are also temperature dependents and relate to the energetic balance (Cloyed et al., 2019). Overall, this study revealed the strong relationship between the thermal dependency of the energetic balance in ectotherms and predictions on the dynamics of detritivore populations and leaf litter decomposition in freshwaters with global warming.

ACKNOWLEDGEMENTS

We are thankful to S. Lamothe, F. Julien and D. Lambrigot for their involvement in the installation of the experimental designs. Open Access funding enabled and organized by Projekt DEAL.

CONFLICT OF INTEREST

The authors have no conflict of interest to declare.

AUTHOR CONTRIBUTIONS

Tom Réveillon and Arnaud Sentis compiled the first ideas, and Tom Réveillon, Thibaut Rota, Arnaud Sentis, Antoine Lecerf and Eric Chauvet designed the experiments. Tom Réveillon performed fieldwork, laboratory experiments and statistical analyses with the assistance of Thibaut Rota, Antoine Lecerf, and Arnaud Sentis. Tom Réveillon wrote the first drafts of the manuscript, which benefited from contributions of all authors until its final form. All authors gave final approval for publication of this manuscript.

DATA AVAILABILITY STATEMENT

Data available from the Dryad Digital Repository (<https://doi.org/10.5061/dryad.jh9w0vtdj>) (Réveillon et al., 2022).

ORCID

Tom Réveillon  <https://orcid.org/0000-0003-1788-8635>

Thibaut Rota  <https://orcid.org/0000-0002-2195-0529>

Éric Chauvet  <https://orcid.org/0000-0001-8676-392X>

Antoine Lecerf  <https://orcid.org/0000-0002-7802-9773>

Arnaud Sentis  <https://orcid.org/0000-0003-4617-3620>

REFERENCES

- Allen, A. P., Gillooly, J. F., & Brown, J. H. (2005). Linking the global carbon cycle to individual metabolism. *Functional Ecology*, 19, 202–213.
- Alp, M., Cucherousset, J., Buoro, M., & Lecerf, A. (2016). Phenological response of a key ecosystem function to biological invasion. *Ecology Letters*, 19, 519–527.
- Amarasekare, P., & Savage, V. (2012). A framework for elucidating the temperature dependence of fitness. *The American Naturalist*, 179, 178–191.
- Angilletta, M. J., Niewiarowski, P. H., & Navas, C. A. (2002). The evolution of thermal physiology in ectotherms. *Journal of Thermal Biology*, 27, 249–268.
- Angilletta, M. J., Steury, T. D., & Sears, M. W. (2004). Temperature, growth rate, and body size in ectotherms: Fitting pieces of a life-history puzzle. *Integrative and Comparative Biology*, 44, 498–509.
- Archer, L. C., Sohlström, E. H., Gallo, B., Jochum, M., Woodward, G., Kordas, R. L., Rall, B. C., & O’Gorman, E. J. (2019). Consistent temperature dependence of functional response parameters and their use in predicting population abundance. *Journal of Animal Ecology*, 88, 1670–1683.
- Atkinson, D. (1994). Temperature and organism size: A biological law for ectotherms? *Advances in Ecological Research*, 25, 1–58.
- Atkinson, D., Ciotti, B. J., & Montagnes, D. J. S. (2003). Protists decrease in size linearly with temperature: Ca. 2.5% °C⁻¹. *Proceedings of the Royal Society B: Biological Sciences*, 270, 2605–2611.
- Barneche, D. R., Kulbicki, M., Floeter, S. R., Friedlander, A. M., & Allen, A. P. (2016). Energetic and ecological constraints on population density of reef fishes. *Proceedings of the Royal Society B: Biological Sciences*, 283, 2015–2186.
- Battin, T. J., Kaplan, L. A., Findlay, S., Hopkinson, C. S., Marti, E., Packman, A. I., Newbold, J. D., & Sabater, F. (2008). Biophysical controls on organic carbon fluxes in fluvial networks. *Nature Geoscience*, 1, 95–100.
- Battin, T. J., Luyssaert, S., Kaplan, L. A., Aufdenkampe, A. K., Richter, A., & Tranvik, L. J. (2009). The boundless carbon cycle. *Nature Geoscience*, 2, 598–600.
- Baudron, A. R., Needle, C. L., Rijnsdorp, A. D., & Tara Marshall, C. (2014). Warming temperatures and smaller body sizes: Synchronous

- changes in growth of North Sea fishes. *Global Change Biology*, 20, 1023–1031.
- Becker, J., Ortmann, C., Wetzel, M. A., & Koop, J. H. E. (2016). Metabolic activity and behavior of the invasive amphipod *Dikerogammarus villosus* and two common central european gammarid species (*Gammarus fossarum*, *Gammarus roeselii*): Low metabolic rates may favor the invader. *Comparative Biochemistry and Physiology Part A*, 191, 119–126.
- Bernabé, T. N., de Omena, P. M., Santos, V. P., de Siqueira, V. M., de Oliveira, V. M., & Romero, G. Q. (2018). Warming weakens facilitative interactions between decomposers and detritivores, and modifies freshwater ecosystem functioning. *Global Change Biology*, 24, 3170–3186.
- Bernhardt, J. R., Sunday, J. M., & O'Connor, M. I. (2018). Metabolic theory and the temperature-size rule explain the temperature dependence of population carrying capacity. *The American Naturalist*, 16, 687–697.
- Bickford, D., Sheridan, J. A., & Howard, S. D. (2011). Climate change responses: Forgetting frogs, ferns, and flies? *Trends in Ecology and Evolution*, 26, 553–556.
- Bideault, A., Galiana, N., Zelnik, Y. R., Gravel, D., Loreau, M., & Barbier, M. (2020). Thermal mismatches in biological rates determine trophic control and biomass distribution under warming. *Global Change Biology*, 27, 257–269.
- Boyero, L., Pearson, R. G., Dudgeon, D., Ferreira, V., Graça, M. A. S., Gessner, M. O., Boulton, A. J., Chauvet, E., Yule, C. M., Albariño, R. J., Ramírez, A., Helson, J. E., Callisto, M., Arunachalam, M., Chará, J., Figueroa, R., Mathooko, J. M., Gonçalves, J. F., Jr., Moretti, M. S., ... Barmuta, L. A. (2012). Global patterns of stream detritivore distribution: Implications for biodiversity loss in changing climates. *Global Ecology and Biogeography*, 21, 134–141.
- Boyero, L., Pearson, R. G., Gessner, M. O., Barmuta, L. A., Ferreira, V., Graça, M. A. S., Dudgeon, D., Boulton, A. J., Callisto, M., Chauvet, E., Helson, J. E., Bruder, A., Albariño, R. J., Yule, C. M., Arunachalam, M., Davies, J. N., Figueroa, R., Flecker, A. S., Ramírez, A., ... West, D. C. (2011). A global experiment suggests climate warming will not accelerate litter decomposition in streams but might reduce carbon sequestration. *Ecology Letters*, 14, 289–294.
- Brown, J. H., Gillooly, J. F., Allen, A. P., Savage, V. M., & West, G. B. (2004). Toward a metabolic theory of ecology. *Ecology*, 85, 1771–1789.
- Cloyd, C. S., Dell, A. I., Hayes, T., Kordas, R. L., & O'Gorman, E. J. (2019). Long-term exposure to higher temperature increases the thermal sensitivity of grazer metabolism and movement. *Journal of Animal Ecology*, 88, 833–844.
- Daufresne, M., Lengfellner, K., & Sommer, U. (2009). Global warming benefits the small in aquatic ecosystems. *Proceedings of the National Academy of Sciences of the United States of America*, 106, 12788–12793.
- Dawson, T. P., Jackson, S. T., House, J. I., Prentice, I. C., & Mace, G. M. (2011). Beyond predictions: Biodiversity conservation in a changing climate. *Science*, 332, 53–58.
- Dell, A. I., Pawar, S., & Savage, V. M. (2011). Systematic variation in the temperature dependence of physiological and ecological traits. *Proceedings of the National Academy of Sciences of the United States of America*, 108, 10591–10596.
- Demars, B. O. L., Manson, J. R., Ólafson, J. S., Gíslason, G. M., Gudmundsdóttir, R., Woodward, G., Reiss, J., Pichler, D. E., Rasmussen, J. J., & Friberg, N. (2011). Temperature and the metabolic balance of streams. *Freshwater Biology*, 56, 1106–1121.
- Deutsch, C. A., Tewksbury, J. J., Huey, R. B., Sheldon, K. S., Ghalambor, C. K., Haak, D. C., & Martin, P. R. (2008). Impacts of climate warming on terrestrial ectotherms across latitude. *Proceedings of the National Academy of Sciences of the United States of America*, 105, 6668–6672.
- Dillon, M. E., Wang, G., & Huey, R. B. (2010). Global metabolic impacts of recent climate warming. *Nature*, 467, 704–788.
- Donelson, J. M., Munday, P. L., McCormick, M., Pankhurst, N. W., & Pankhurst, P. M. (2010). Effects of elevated water temperature and food availability on the reproductive performance of a coral reef fish. *Marine Ecology Progress Series*, 401, 233–243.
- Dossena, M., Yvon-Durocher, G., Grey, J., Montoya, J. M., Perkins, D. M., Trimmer, M., & Woodward, G. (2012). Warming alters community size structure and ecosystem functioning. *Proceedings of the Royal Society B: Biological Sciences*, 279, 3011–3019.
- Eggert, S. L., Wallace, J. B., Meyer, J. L., & Webster, J. R. (2020). Trophic basis of production of stream detritivores shifts with reduced forest inputs. *Hydrobiologia*, 847, 3091–3101.
- Emmerson, M. C., Montoya, J. M., & Woodward, G. (2005). Body size, interaction strength and food web dynamics. In P. C. de Ruiter, V. Wolters, & J. C. Moore (Eds.), *Dynamic food webs: Multispecies assemblages, ecosystem development and environmental change* (pp. 167–178). Academic Press.
- Emmerson, M. C., & Raffaelli, D. G. (2004). Predator-prey body size, interaction strength and the stability of a real food web. *Journal of Animal Ecology*, 73, 399–409.
- Englund, G., Öhlund, G., Hein, C. L., & Diehl, S. (2011). Temperature dependence of the functional response. *Ecology Letters*, 14, 914–921.
- Ferreira, V., & Canhoto, C. (2013). Effect of experimental and seasonal warming on litter decomposition in a temperate stream. *Aquatic Sciences*, 76, 155–163.
- Ferreira, V., & Canhoto, C. (2015). Future increase in temperature may stimulate litter decomposition in temperate mountain streams: Evidence from a stream manipulation experiment. *Freshwater Biology*, 60, 881–892.
- Ferreira, V., & Chauvet, E. (2011). Future increase in temperature more than decrease in litter quality can affect microbial litter decomposition in streams. *Oecologia*, 167, 279–291.
- Follstad Shah, J. J., Kominoski, J. S., Ardón, M., Dodds, W. K., Gessner, M. O., Griffiths, N. A., Hawkins, C. P., Johnson, S. L., Lecerf, A., LeRoy, C. J., Manning, D. W. P., Rosemond, A. D., Sinsabaugh, R. L., Swan, C. M., Webster, J. R., & Zeglin, L. H. (2017). Global synthesis of the temperature sensitivity of leaf litter breakdown in streams and rivers. *Global Change Biology*, 23, 3064–3075.
- Forster, J., Hirst, A. G., & Atkinson, D. (2012). Warming-induced reductions in body size are greater in aquatic than terrestrial species. *Proceedings of the National Academy of Sciences of the United States of America*, 109, 19310–19314.
- Foucreau, N., Cottin, D., Piscart, C., & Hervant, F. (2014). Physiological and metabolic responses to rising temperature in *Gammarus pulex* (crustacea) populations living under continental or Mediterranean climates. *Comparative Biochemistry and Physiology*, 168, 69–75.
- Galic, N., & Forbes, V. E. (2017). Effects of temperature on the performance of a freshwater amphipod. *Hydrobiologia*, 785, 35–46.
- Gardner, J. L., Peters, A., Kearney, M. R., Joseph, L., & Heinssohn, R. (2011). Declining body size: A third universal response to warming? *Trends in Ecology and Evolution*, 26, 285–291.
- Gergs, R., & Rothhaupt, K. O. (2008). Feeding rates, assimilation efficiencies and growth of two amphipod species on biodeposited material from zebra mussels. *Freshwater Biology*, 53, 2494–2503.
- Gessner, M. O., Chauvet, E., & Dobson, M. (1999). A perspective on leaf litter breakdown in streams. *Oikos*, 85, 377–384.
- Gilbert, B., Tunney, T. D., McCann, K. S., DeLong, J. P., Vasseur, D. A., Savage, V., Shurin, J. B., Dell, A. I., Barton, B. T., Harley, C. D. G., Kharouba, H. M., Kratina, P., Blanchard, J. L., Clements, C., Winder, M., Greig, H. S., & O'Connor, M. I. (2014). A bioenergetic framework for the temperature dependence of trophic interactions. *Ecology Letters*, 17, 902–914.
- Gillooly, J. F., Brown, J. H., West, G. B., Savage, V. M., & Charnov, E. L. (2001). Effects of size and temperature on metabolic rate. *Science*, 293, 2248–2251.
- Graça, M. A. S., Ferreira, R. C. F., & Coimbra, C. N. (2001). Litter processing along a stream gradient: The role of invertebrates and

- decomposers. *Journal of the North American Benthological Society*, 20, 408–420.
- Graça, M. A., Ferreira, V., Canhoto, C., Encalada, A. C., Guerrero-Bolaño, F., Wantzen, K. M., & Boyero, L. (2015). A conceptual model of litter breakdown in low order streams. *Hydrobiology*, 100, 1–12.
- Griffiths, N. A., & Tiegs, S. D. (2016). Organic-matter decomposition along a temperature gradient in a forested headwater stream. *Freshwater Science*, 35, 518–533.
- Hillebrand, H., Borer, E. T., Bracken, M. E. S., Cardinale, B. J., Cebrian, J., Cleland, E. E., Elser, J. J., Gruner, D. S., Stanley Harpole, W., Ngai, J. T., Sandin, S., Seabloom, E. W., Shurin, J. B., Smith, J. E., & Smith, M. D. (2009). Herbivore metabolism and stoichiometry each constrain herbivory at different organizational scales across ecosystems. *Ecology Letters*, 12, 516–527.
- Hines, J., Reyes, M., & Gessner, M. O. (2016). Density constrains cascading consequences of warming and nitrogen from invertebrate growth to litter decomposition. *Ecology*, 97, 1635–1642.
- Hou, C., Zuo, W., Moses, M. E., Woodruff, W. H., Brown, J. H., & West, G. B. (2008). Energy uptake and allocation during ontogeny. *Science*, 322, 736–739.
- Irlich, U. M., Terblanche, J. S., Blackburn, T. M., & Chown, S. L. (2009). Insect rate-temperature relationships: Environmental variation and the metabolic theory of ecology. *The American Naturalist*, 174, 819–835.
- Jabiol, J., & Chauvet, E. (2012). Fungi are involved in the effects of litter mixtures on consumption by shredders. *Freshwater Biology*, 57, 1667–1677.
- Jabiol, J., Gossiaux, A., Lecerf, A., Rota, T., Guérol, F., Danger, M., Poupin, P., Gilbert, F., & Chauvet, E. (2020). Variable temperature effects between heterotrophic stream processes and organisms. *Freshwater Biology*, 65, 1543–1554.
- Lang, B., Ehnes, R. B., Brose, U., & Rall, B. C. (2017). Temperature and consumer type dependencies of energy flows in natural communities. *Oikos*, 126, 1717–1725.
- Lecerf, A., & Chauvet, E. (2008). Intraspecific variability in leaf traits strongly affects alder leaf decomposition in a stream. *Basic and Applied Ecology*, 9, 598–605.
- Lecerf, A., Dobson, M., Dang, C. K., & Chauvet, E. (2005). Riparian plant species loss alters trophic dynamics in detritus-based stream ecosystems. *Oecologia*, 146, 432–442.
- Lemoine, N. P., & Burkepile, D. E. (2012). Temperature-induced mismatches between consumption and metabolism reduce consumer fitness. *Ecology*, 93, 2483–2489.
- Lemoine, N. P., Burkepile, D. E., & Parker, J. D. (2013). Variable effects of temperature on insect herbivory. *PeerJ*, 2, e376.
- Lewis, S. E., Freund, J. G., & Beaver, M. (2017). Consumption of native green ash and nonnative common buckthorn leaves by the amphipod *Gammarus pseudolimnaeus*. *American Midland Naturalist*, 177, 100–111.
- Lindmark, M., Huss, M., Ohlberger, J., & Gårdmark, A. (2018). Temperature-dependent body size effects determine population responses to climate warming. *Ecology Letters*, 21, 181–189.
- Marshall, D. J., & McQuaid, C. D. (2011). Warming reduces metabolic rate in marine snails: Adaptation to fluctuating high temperatures challenges the metabolic theory of ecology. *Proceedings of the Royal Society B*, 278, 281–288.
- Messmer, V., Pratchett, M. S., Hoey, A. S., Tobin, A. J., Coker, D. J., Cooke, S. J., & Clark, T. D. (2016). Global warming may disproportionately affect larger adults in a predatory coral reef fish. *Global Change Biology*, 23, 2230–2240.
- Nelson, D. (2011). Gammarus-microbial interactions: A review. *International Journal of Zoology*, 2011, 1–6.
- Norkko, A., Villnäs, A., Norkko, J., Valanko, S., & Pilditch, C. (2013). Size matters: Implications of the loss of large individuals for ecosystem function. *Scientific Reports*, 3, 2646.
- Ohlberger, J. (2013). Climate warming and ectotherm body size – From individual physiology to community ecology. *Functional Ecology*, 27, 991–1001.
- Ohlberger, J., Edeline, E., Vøllestad, L. A., Stenseth, N. C., & Claessen, D. (2011). Temperature-driven regime shifts in the dynamics of size-structured populations. *The American Naturalist*, 177, 211–223.
- Osmond, M. M., Barbour, M. A., Bernhardt, J. R., Pennell, M. W., Sunday, J. M., & O'Connor, M. I. (2017). Warming-induced changes to body size stabilize consumer-resource dynamics. *The American Naturalist*, 189, 718–725.
- Ott, D., Rall, B. C., & Brose, U. (2012). Climate change effects on macrofaunal litter decomposition: The interplay of temperature, body masses and stoichiometry. *Philosophical Transactions of the Royal Society B*, 367, 3025–3032.
- Persson, L., & de Roos, A. M. (2006). Food-dependent individual growth and population dynamics in fishes. *Journal of Fish Biology*, 69, 1–20.
- R Development Core Team. (2018). *R: A language and environment for statistical computing*. R Foundation for Statistical Computing.
- Rall, B. C., Brose, U., Hartvig, M., Kalinkat, G., Schwarzmüller, F., Vucic-Pestic, O., & Petchey, O. L. (2012). Universal temperature and body-mass scaling of feeding rates. *Philosophical Transactions of the Royal Society B: Biological Sciences*, 367, 2923–2934.
- Rall, B. C., Vucic-Pestic, O., Ehnes, R. B., Emmerson, M., & Brose, U. (2010). Temperature, predator-prey interaction strength and population stability. *Global Change Biology*, 16, 2145–2157.
- Réveillon, T., Rota, T., Chauvet, É., Lecerf, A., & Sentis, A. (2019). Repeatable inter-individual variation in the thermal sensitivity of metabolic rate. *Oikos*, 128, 1633–1640.
- Réveillon, T., Rota, T., Chauvet, E., Lecerf, A., & Sentis, A. (2022). Data from: Energetic mismatch induced by warming decreases leaf litter decomposition by aquatic detritivores. *Dryad Digital Repository*. <https://doi.org/10.5061/dryad.jh9w0vtdj>
- Riemer, K., Anderson-Teixeira, K. J., Smith, F. A., Harris, D. J., & Ernest, S. K. M. (2018). Body size shifts influence effects of increasing temperatures on ectotherm metabolism. *Global Ecology and Biogeography*, 27, 958–967.
- Rip, J. M., & McCann, K. S. (2011). Cross-ecosystem differences in stability and the principle of energy flux. *Ecology Letters*, 14, 733–740.
- Savage, V. M., Gillooly, J. F., Brown, J. H., West, G. B., & Charnov, E. L. (2004). Effects of body size and temperature on population growth. *The American Naturalist*, 163, 429–441.
- Schaum, C. E., Student Research Team, French-Constant, R. H., Lowe, C., Ólafsson, J. S., Padfield, D., Yvon-Durocher, G., Ashton, Y., Botoli, R., Coles, P., Crisp, J., Dwan, E., Enoch-Pledger, S., Ffello, B., Freegard, K., Haines, C., Holland, M., Lear, L., Lokuciejewski, E., ... Wrigglesworth, E. (2018). Temperature-driven selection on metabolic traits increases the strength of an algal-grazer interaction in naturally warmed streams. *Global Change Biology*, 24, 1793–1803.
- Schneider, T. (2012). Who is who in litter decomposition? Metaproteomics reveals major microbial players and their biogeochemical functions. *The ISME Journal*, 6, 1749–1762.
- Sentis, A., Binzer, A., & Boukal, D. S. (2017). Temperature-size responses alter food chain persistence across environmental gradients. *Ecology Letters*, 20, 852–862.
- Sentis, A., Hemptinne, J. L., & Brodeur, J. (2012). Using functional response modeling to investigate the effect of temperature on predator feeding rate and energetic efficiency. *Oecologia*, 169, 1117–1125.
- Sentis, A., Morisson, J., & Boukal, D. S. (2015). Thermal acclimation modulates the impacts of temperature and enrichment on trophic interaction strengths and population dynamics. *Global Change Biology*, 21, 3290–3298.
- Sinclair, B. J., Marshall, K. E., Sewell, M. A., Levesque, D. L., Willett, C. S., Slotsbo, S., Dong, Y., Harley, C. D. G., Marshall, D. J., Helmuth,

- B. S., & Huey, R. B. (2016). Can we predict ectotherm responses to climate change using thermal performance curves and body temperatures? *Ecology Letters*, *19*, 1372–1385.
- Soetaert, A., Petzoldt, T., & Setzer, R. W. (2010). Solving differential equations in R: Package deSolve. *Journal of Statistical Software*, *33*, 1–25.
- Sohlström, E. H., Archer, L. C., Gallo, B., Jochum, M., Kordas, R. L., Rall, B. C., Rosenbaum, B., & O’Gorman, E. J. (2021). Thermal acclimation increases the stability of a predator–prey interaction in warmer environments. *Global Change Biology*, *27*, 3765–3778.
- Sommer, U., Adrian, R., Bauer, B., & Winder, M. (2012). The response of temperate aquatic ecosystems to global warming: Novel insights from a multidisciplinary project. *Marine Biology*, *159*, 2367–2377.
- Synodinos, A. D., Haegeman, B., Sentis, A., & Montoya, J. M. (2021). Theory of temperature-dependent consumer–resource interactions. *Ecology Letters*, *24*, 1539–1555.
- Vasseur, D. A., & McCann, K. S. (2005). A mechanistic approach for modeling temperature-dependent consumer–resource dynamics. *The American Naturalist*, *166*, 184–198.
- Vucic-Pestic, O., Ehnes, R. B., Rall, B. C., & Brose, U. (2011). Warming up the system: Higher predator feeding rates but lower energetic efficiencies. *Global Change Biology*, *17*, 1301–1310.
- Walther, G. R., Post, E., Convey, P., Menzel, A., Parmesan, C., Beebee, T. J. C., Fromentin, J. M., Hoegh-Guldberg, O., & Bairlein, F. (2002). Ecological responses to recent climate change. *Nature*, *416*, 389–395.
- Watts, S. A., Hofer, S. C., Desmond, R. A., Lawrence, A. L., & Lawrence, J. M. (2011). The effect of temperature on feeding and growth characteristics of the sea urchin *Lytechinus variegatus* fed a formulated feed. *Journal of Experimental Marine Biology and Ecology*, *397*, 188–195.
- Weiss, M., & Leese, F. (2015). Widely distributed and regionally isolated! Drivers of genetic structure in *Gammarus fossarum* in a human-impacted landscape. *Evolutionary Biology*, *16*, 1–14.
- Wenisch, B., Fernández, D. G., Szöcs, E., Mckie, B. G., & Schäfer, R. B. (2017). Does the loss of climate sensitive detritivore species alter leaf decomposition? *Aquatic Sciences*, *79*, 869–879.
- West, G. B., Savage, V. M., Gillooly, J., Enquist, B. J., Woodruff, W. H., & Brown, J. H. (2003). Why does metabolic rate scale with body size? Brief communication. *Nature*, *421*, 713–714.
- Wickham, H. (2016). *ggplot2: Elegant graphics for data analysis* (pp. 1–221). Springer.
- Woodward, G., Perkins, D. M., & Brown, L. E. (2010). Climate change and freshwater ecosystems: Impacts across multiple levels of organization. *Philosophical Transactions of the Royal Society B*, *365*, 2093–2106.
- Woodward, G., & Warren, P. H. (2007). Body size and predatory interactions in freshwaters: Scaling from individuals to communities. In A. G. Hildrew, D. Raffaelli, & V. R. Edmonds-Brown (Eds.), *Body size: The structure and function in aquatic ecosystems* (pp. 98–117). Cambridge University Press.
- Wright, E. A., & Wright, A. A. (1979). The respiratory quotient of *Gammarus pulex* L. *Comparative Biochemistry and Physiology*, *53*, 45–46.
- Yodzis, P., & Innes, S. (1992). Body size and consumer–resource dynamics. *The American Naturalist*, *139*, 1151–1175.
- Yvon-Durocher, G., Jones, J. I., Trimmer, M., Woodward, G., & Montoya, J. M. (2010). Warming alters the metabolic balance of ecosystems. *Philosophical Transactions of the Royal Society B*, *365*, 2117–2126.

SUPPORTING INFORMATION

Additional supporting information may be found in the online version of the article at the publisher’s website.

How to cite this article: Réveillon, T., Rota, T., Chauvet, É., Lecerf, A. & Sentis, A. (2022). Energetic mismatch induced by warming decreases leaf litter decomposition by aquatic detritivores. *Journal of Animal Ecology*, *91*, 1975–1987. <https://doi.org/10.1111/1365-2656.13710>