



HAL
open science

Effect of sainfoin (*Onobrychis viciifolia*) on cyathostomin eggs excretion, larval development, larval community structure and efficacy of ivermectin treatment in horses

Joshua Malsa, Elise Courtot, Michel Boisseau, Bertrand Dumont, Pascale Gombault, Tetiana A. Kuzmina, Marta Basiaga, Jérôme Lluch, Gwenolah Annonay, Sophie Dhorne-Pollet, et al.

► To cite this version:

Joshua Malsa, Elise Courtot, Michel Boisseau, Bertrand Dumont, Pascale Gombault, et al.. Effect of sainfoin (*Onobrychis viciifolia*) on cyathostomin eggs excretion, larval development, larval community structure and efficacy of ivermectin treatment in horses. Journées d'Animation Scientifique du Département Santé Animale (JAS SA), Oct 2022, Anglet, France. . hal-03847631

HAL Id: hal-03847631

<https://hal.inrae.fr/hal-03847631v1>

Submitted on 10 Nov 2022

HAL is a multi-disciplinary open access archive for the deposit and dissemination of scientific research documents, whether they are published or not. The documents may come from teaching and research institutions in France or abroad, or from public or private research centers.

L'archive ouverte pluridisciplinaire **HAL**, est destinée au dépôt et à la diffusion de documents scientifiques de niveau recherche, publiés ou non, émanant des établissements d'enseignement et de recherche français ou étrangers, des laboratoires publics ou privés.



Distributed under a Creative Commons Attribution - NonCommercial - NoDerivatives 4.0 International License

Effect of sainfoin (*Onobrychis viciifolia*) on cyathostomin eggs excretion, larval development, larval community structure and efficacy of ivermectin treatment in horses

Joshua Malsa¹, Élise Courtot¹, Michel Boisseau¹, Bertrand Dumont², Pascale Gombault³, Tetiana A. Kuzmina⁴, Marta Basiaga⁵, Jérôme Lluch⁶, Gwenolah Annonay⁶, Sophie Dhorne-Pollet⁷, Nuria Mach⁸, Jean-François Sutra⁹, Laurence Wimmel¹⁰, Cédric Dubois¹⁰, Fabrice Guégnard¹, Delphine Serreau¹, Anne Lespine⁹, Guillaume Sallé^{1,*} and Géraldine Fleurance^{2,11,*}

¹INRAE, Université de Tours, UMR 1282 Infectiologie et Santé Publique, Nouzilly, France

²INRAE, Université Clermont Auvergne, VetAgro Sup, UMR 1213 Herbivores, Saint-Genès Champanelle, France

³Multifolia, Viâpres-le-Petit, France

⁴Department of Parasitology, I. I. Schmalhausen Institute of Zoology NAS of Ukraine, Kyiv, Ukraine

⁵Department of Zoology and Animal Welfare, Faculty of Animal Science, University of Agriculture in Kraków, 24/28 Mickiewicza Av., 30-059 Kraków, Poland

⁶GeT-PlaGe, INRAE, Genotoul, Castanet-Tolosan, France

⁷Université Paris-Saclay, INRAE, AgroParisTech, GABI, 78350 Jouy-en-Josas, France


⁸IHAP, Université de Toulouse, INRAE, ENVT, Toulouse Cedex 3, 31076, France

⁹INTHERES, Université de Toulouse, INRAE, ENVT, Toulouse Cedex 3, 31076, France

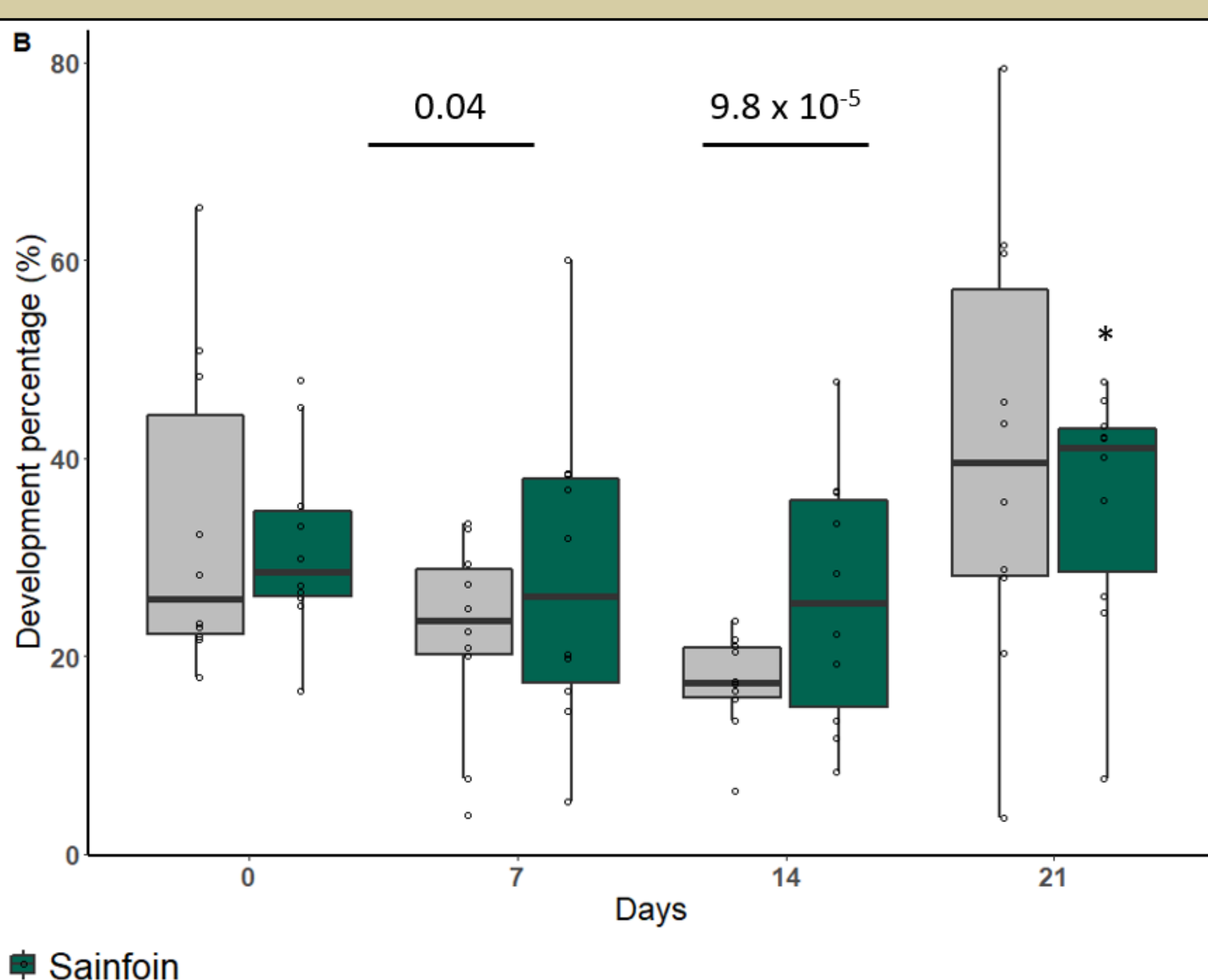
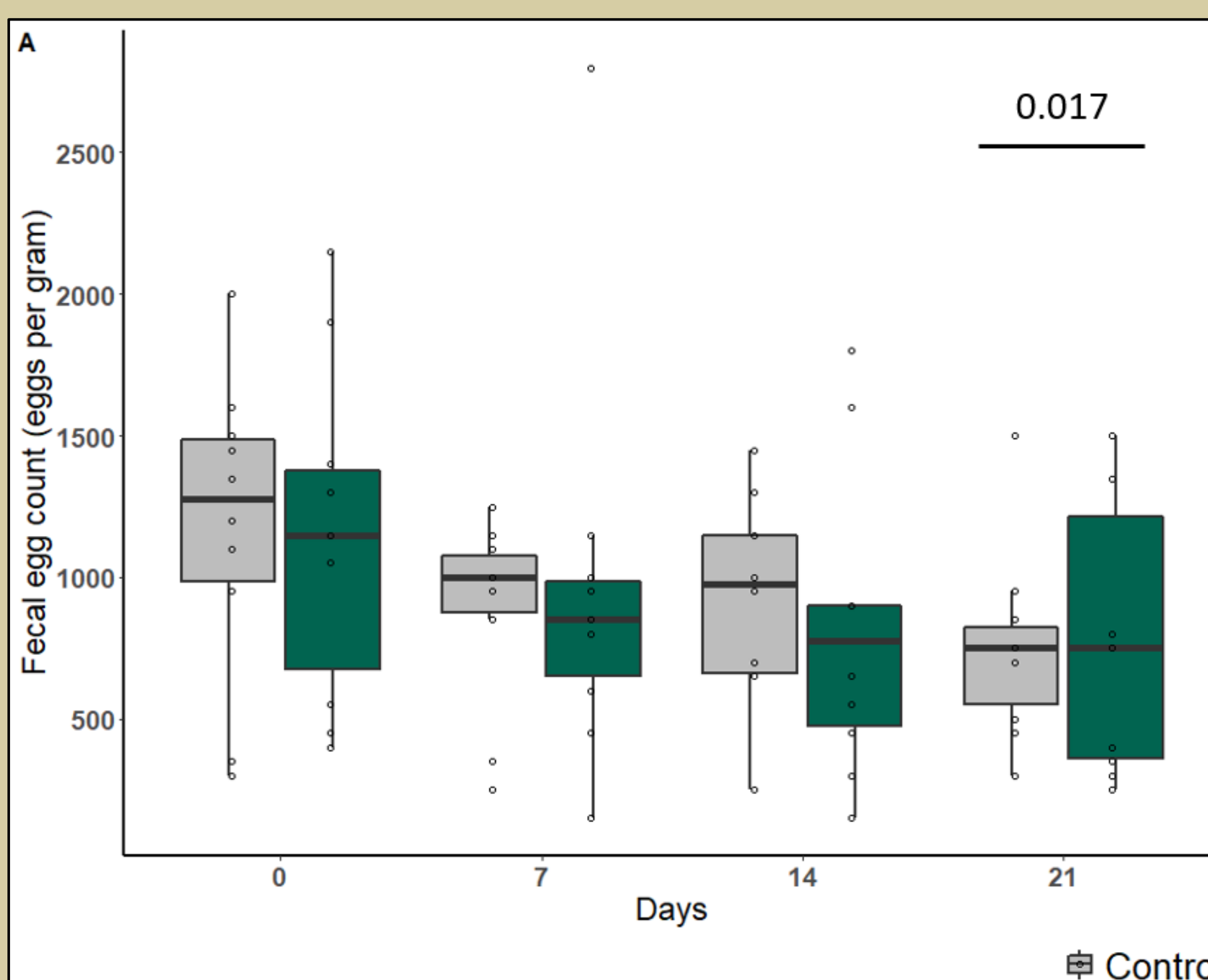
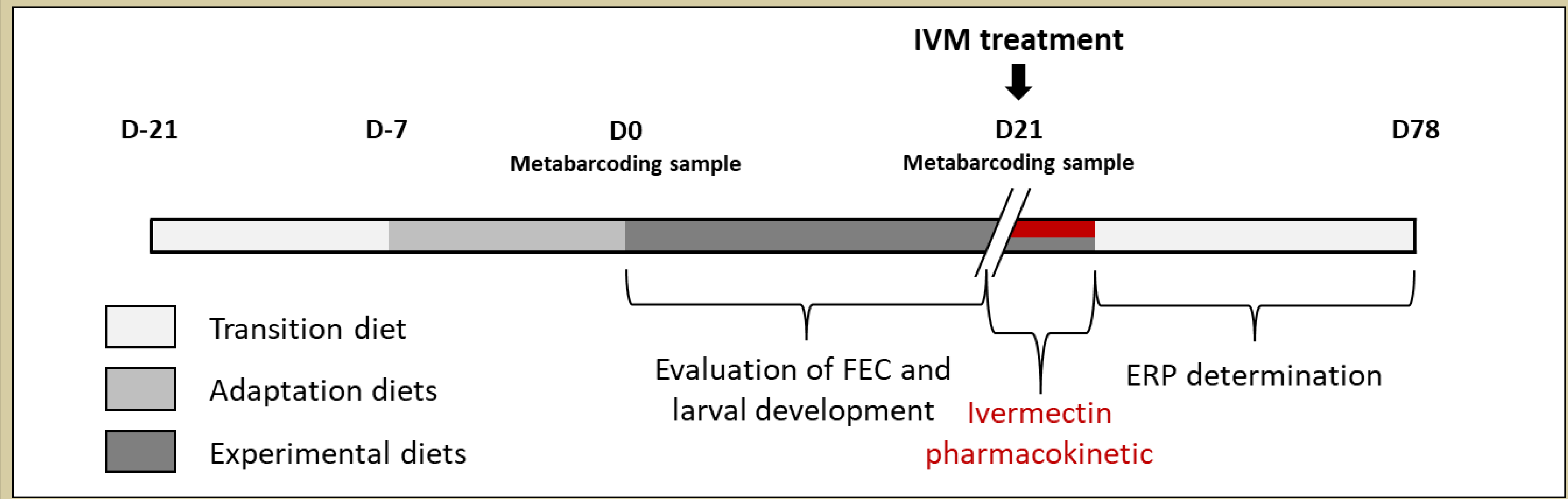
¹⁰IFCE, Plateau technique de la Station Expérimentale, Chamberet, France

¹¹IFCE, Pôle Développement Innovation et Recherche, Exmes, France

Sainfoin from plant to pellet



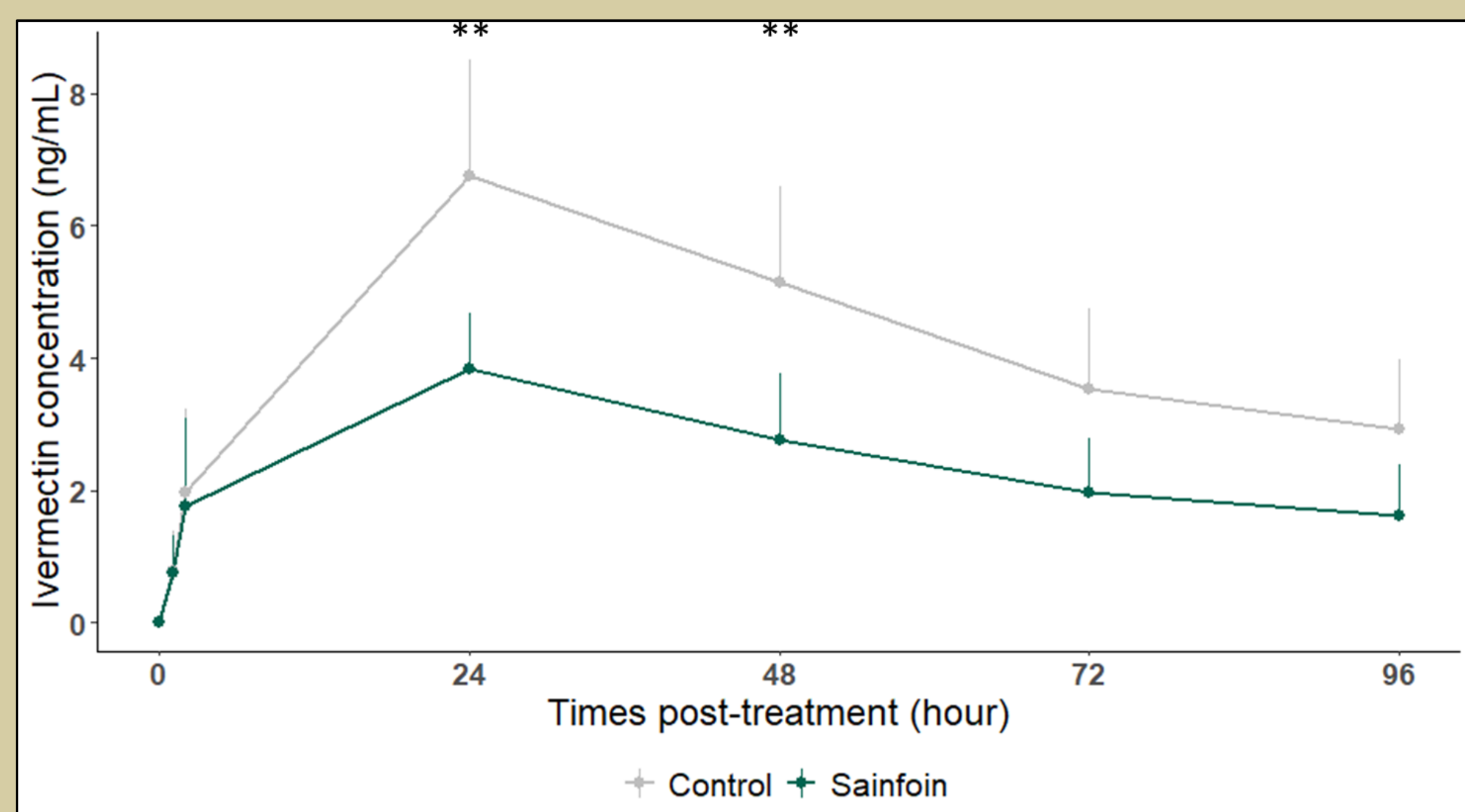
Materials & methods



Arithmetic average of FEC (A) and larval development rate (B) measured over the experimental period

The bars indicate a significant difference in the mean larval development compared to day 0. *Statistically significant difference in larval development rate from day 14 to day 21 between the sainfoin and control groups ($P = 0.02$).

Effect of the diet on ivermectin blood concentration and pharmacokinetic



	Control	Sainfoin
C_{max}^a (ng.mL ⁻¹)	6.8±1.7	3.8±0.8***
T_{max}^b (h)	24±0.0	24±0.0 ^{ns}
$AUC_{0 \rightarrow t}^c$ (ng.h.mL ⁻¹)	419.8±111.9	240.4±77.5***

**Statistically significant difference of average plasma IVM concentration between groups at 24 and 48 h post-treatment ($P < 0.01$).

^{ns}Not significant.

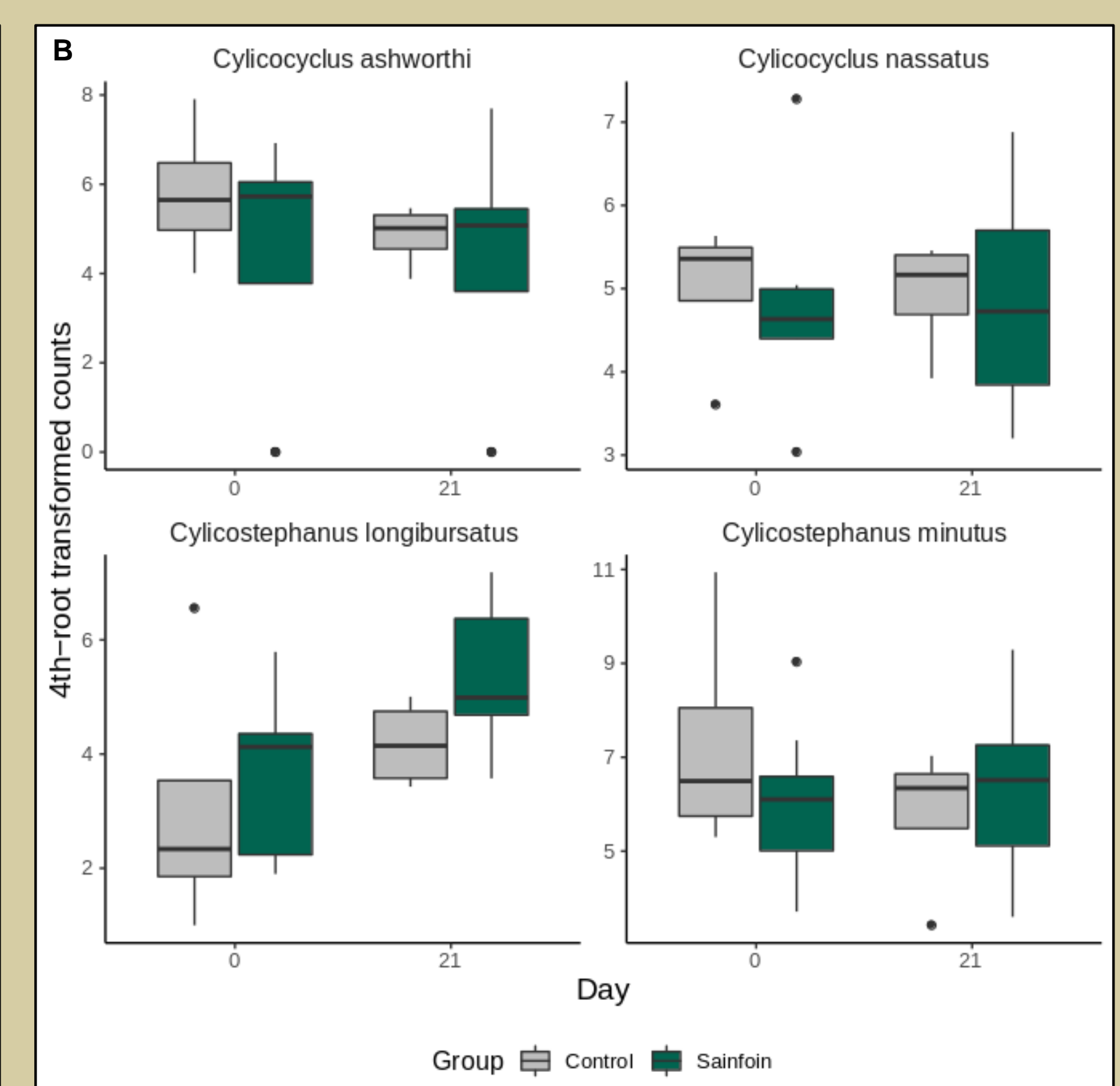
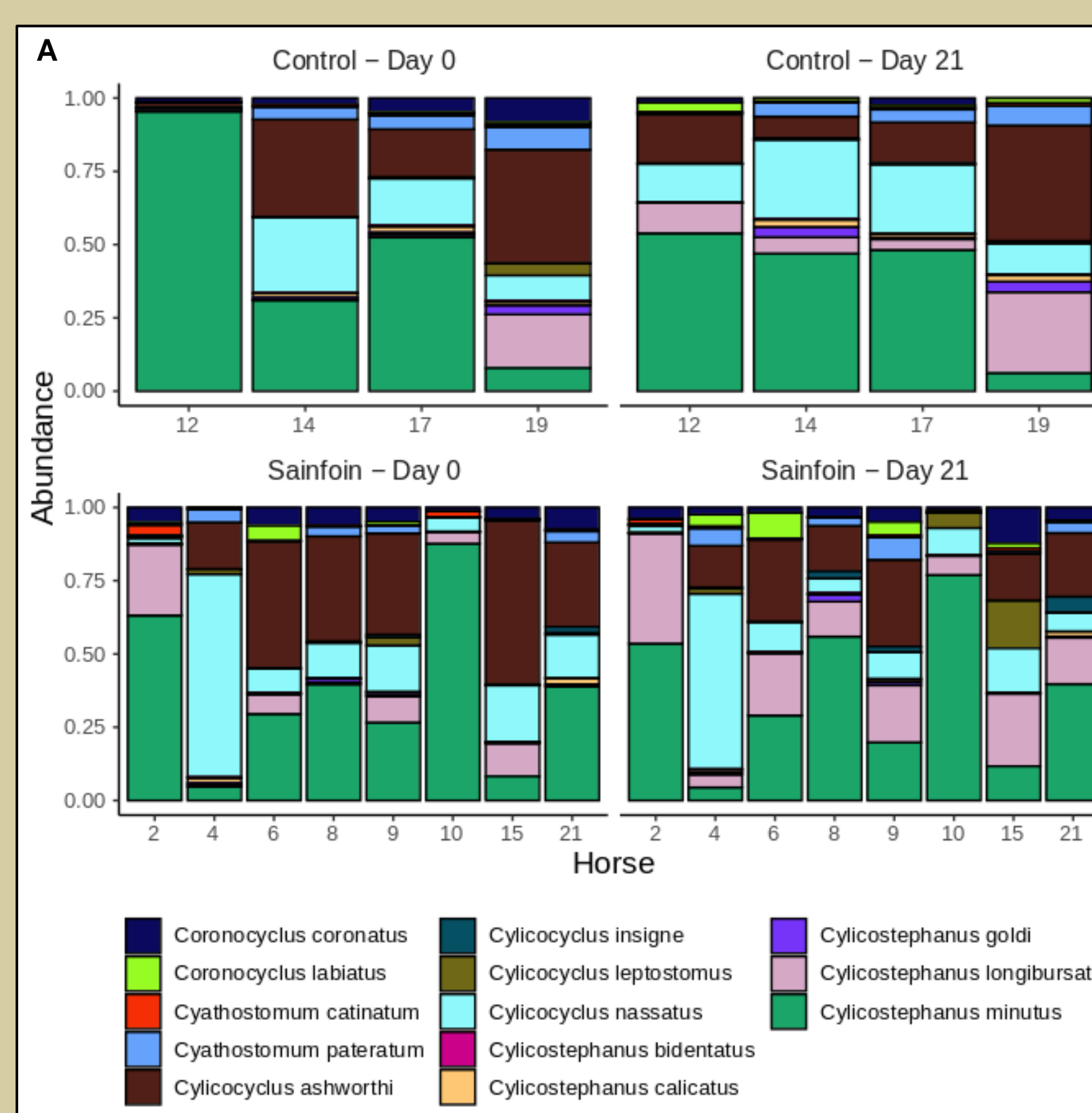
***Statistically significant difference of kinetic parameters compared to control ($P \leq 0.001$).

^aMaximum plasma concentration.

^bTime of maximum concentration.

^cAUC from 0 to the last time point.

Cyathostomin larval community structure (A) and most abundant species (B) estimated using the metabarcoding approach across days and groups



Conclusion

- Absence of *in vivo* effects of dehydrated sainfoin pellets on cyathostomin and larval population structure
- Significant reduction of ivermectin plasma concentration in horses

Multirésistances et Pouvoir Pathogène des Nématodes

Centre Val de Loire Nouzilly

joshua.malsa@inrae.fr