



HAL
open science

Pre-weaning social behaviours and peripheral serotonin levels are associated with behavioural and physiological responses to weaning and social mixing in pigs

Caroline Clouard, Rémi Resmond, Héloïse Vesque-Annear, Armelle Prunier,
Elodie Merlot

► To cite this version:

Caroline Clouard, Rémi Resmond, Héloïse Vesque-Annear, Armelle Prunier, Elodie Merlot. Pre-weaning social behaviours and peripheral serotonin levels are associated with behavioural and physiological responses to weaning and social mixing in pigs. *Applied Animal Behaviour Science*, 2023, 259, pp.105833. 10.1016/j.applanim.2023.105833 . hal-03941229

HAL Id: hal-03941229

<https://hal.inrae.fr/hal-03941229>

Submitted on 17 Jan 2023

HAL is a multi-disciplinary open access archive for the deposit and dissemination of scientific research documents, whether they are published or not. The documents may come from teaching and research institutions in France or abroad, or from public or private research centers.

L'archive ouverte pluridisciplinaire **HAL**, est destinée au dépôt et à la diffusion de documents scientifiques de niveau recherche, publiés ou non, émanant des établissements d'enseignement et de recherche français ou étrangers, des laboratoires publics ou privés.



Distributed under a Creative Commons Attribution - NonCommercial - NoDerivatives 4.0
International License

1 Applied Animal Behaviour Science 256 (2023) 105833

2 <https://doi.org/10.1016/j.applanim.2023.105833>

3

4 Pre-weaning social behaviours and peripheral serotonin levels are associated with
5 behavioural and physiological responses to weaning and social mixing in pigs

6 Caroline Clouard *, Rémi Resmond, Héloïse Vesque-Annear, Armelle Prunier, Elodie Merlot

7 *PEGASE, INRAE, Institut Agro, 35590 Saint-Gilles, France*

8

9 * Corresponding author.

10 E-mail address: caroline.clouard@inrae.fr (C. Clouard)

11

12

13 ABSTRACT

14 In pig production systems, weaning is a major challenge that is usually paired with social mixing and may greatly
15 affect health and welfare of piglets. Research efforts have been devoted to characterising early predictors of weaning
16 adaptation, but have focused mainly on aggressive and harmful behaviours, whereas socio-positive behaviours have
17 been poorly studied. Furthermore, serotonin (5-HT), a neurotransmitter regulating social behaviours, may also be a
18 pertinent predictor of piglets' adaptation to challenging situations. This study aimed to assess whether social
19 behaviours and blood 5-HT concentration before weaning were associated with behavioural and physiological
20 responses of piglets to weaning. Social interactions (social exploration, aggression, play-fight, locomotor play) of 72
21 focal piglets from 12 litters were scored continuously for 8h at 42 days of age. At weaning (d48), focal piglets were
22 allocated to four pens of 33 piglets from six litters. During the two days following weaning (d49-50), social
23 interactions were scored continuously for 6h per day, and behavioural activities were scored with 6-min instantaneous
24 scan sampling. Blood was sampled one week before (d41) and 24h after (d49) weaning to measure 5-HT
25 concentrations and health-related variables. Exploration of pen mates represented 55% and 79% of all scored social
26 interactions before and after weaning, respectively, and play was not observed after weaning. Using a multivariate
27 analysis paired with clustering analysis on post-weaning behavioural and physiological responses, we identified three
28 clusters of piglets with distinct profiles of adaption to weaning: *unhealthy inactive animals*, *healthy inactive*
29 *aggressors* and *healthy active affiliative animals*. Compared to other clusters, *unhealthy inactive animals* at weaning
30 were characterised by lower levels of social exploration and aggression before weaning ($p < 0.05$ for both).
31 Furthermore, piglets that explored their pen mates more before weaning were more active ($p = 0.03$) after weaning,
32 while piglets that were involved in greater number of locomotor play episodes ($p = 0.009$) or that were less aggressive
33 ($p = 0.04$) before weaning walked more after weaning. Piglets with higher blood 5-HT concentrations before weaning
34 were less aggressive ($p = 0.01$) and had greater growth ($p = 0.009$) after weaning. Pre-weaning aggression was also
35 positively associated with post-weaning lymphocyte count ($p = 0.04$), and pre-weaning locomotor play with post-
36 weaning hydroperoxide concentration ($p = 0.05$), a marker of oxidative stress. Our findings suggest that pre-weaning
37 social behaviours and blood 5-HT concentration may be relevant predictors of piglets' adaptive responses to social
38 mixing at weaning and deserve more research attention.

39 **Keywords:** Social nosing; Play behaviour; Aggression; Adaptation; Welfare; Piglets

1. Introduction

The pig is a social animal that exhibits a variety of social behaviours. In stable social groups, except in situations where competition for limited resources is high due to specific housing or feeding conditions, agonistic behaviours are relatively rare, and pigs exhibit predominantly non-agonistic social behaviours, such as social nosing (Beattie et al., 2000; Clouard et al., 2022). Social nosing, or social exploration, is typically assumed to contribute to both individual recognition and affiliation and to play a role in social cohesion (Camerlink and Turner, 2013). Social play, a behaviour exhibited predominantly by immature animals, is another non-agonistic social behaviour that is assumed to help piglets acquire motor and social skills, needed for successful fighting in adulthood (Horback, 2014). However, in farms, mixing of individuals at various stages of the production process often challenges the social organization, generating welfare issues.

In pig production systems, the transition from milk to solid feed at weaning is typically associated with changes in the physical environment, with piglets being moved to an unfamiliar pen or barn. Weaning is also considered a major social challenge, with piglets being separated from the sow and from at least some of their littermates, while being regrouped with piglets from other litters (Weary et al., 2008). Mixing with unfamiliar animals usually results in vigorous and intense fights, which are needed to establish a new social hierarchy (Meese and Ewbank, 1973). In addition, newly-weaned piglets often have difficulty initiating feeding (Metz and Gonyou, 1990). Weaning is thus associated with behavioural responses that are assumed to reflect the piglet's decline in well-being. Early-weaned piglets often show abnormal damaging social behaviours, such as belly nosing (Widowski et al., 2008). Furthermore, a profound depression of play is typically observed (Donaldson et al., 2002). Piglets weaned early also explore their environment less (nosing and chewing objects; Worobec et al., 1999) and spend more time lying or resting directly after weaning (Metz and Gonyou, 1990). These behavioural alterations are often accompanied by physiological changes reflective of degraded health, such as a rise in blood markers of oxidative stress (hydroperoxides; Sauerwein et al., 2007; Buchet et al., 2017) and inflammation (haptoglobin; Sauerwein et al., 2007), especially in early-weaned piglets. A better understanding of how early (social) behaviour and health status shape the pig coping responses when facing a social challenge is important to optimize rearing practices and limit social stress.

Research efforts have been made to identify predictors or markers of piglets' responses to social challenges. For instance, agonistic behaviour after mixing has been found to be predicted by early behavioural traits, such as aggressiveness, responses towards humans, and coping style (reactive vs proactive; Erhard et al., 1997; Melotti et al., 2011; Scheffler et al., 2016). These traits, however, were assessed in a variety of behavioural tests performed outside

70 of the living pen and little is known on the association between pre-weaning home pen behaviours, which are easier to
71 assess on-farm, and behavioural responses to weaning and social mixing. Recently, we highlighted the existence of
72 different social styles in immature suckling piglets (Clouard et al., 2022), which can be evaluated in the home-pen,
73 and suggested the existence of different sociality traits, including ‘sociability’, ‘aggressiveness’ and ‘avoidance’. In
74 light of these findings, we hypothesize that early social behaviour and style may partly determine how the animal will
75 respond to social challenges later in life. In addition to early behavioural traits, the characterisation of physiological
76 markers of sociality may facilitate the identification of animals with a low capacity to adapt to social challenges. The
77 brain serotonin (5-HT) or its metabolites have been positively correlated to affiliative social behaviour (grooming) and
78 negatively to aggression in human and non-human primates (Insel and Winslow, 1998). In pigs, reduced blood 5-HT
79 concentrations have been associated with high levels of aggression (Poletto et al., 2010) and tail biting (Ursinus et al.,
80 2014), suggesting that peripheral 5-HT may represent a valid proxy to cerebral serotonergic activity and be a
81 pertinent biomarker of social responses to weaning. Finally, piglets are immature animals that frequently, but usually
82 transiently, experience various health problems, *e.g.* digestive problems. These problems, by generating an immune
83 and inflammatory response, are likely to induce sickness behavioural responses.

84 Therefore, this study aimed to (1) characterise distinctive profiles of adaption to weaning and social mixing in
85 piglets based on behavioural responses to weaning and physiological indicators of health, and (2) determine whether
86 social variables (social interactions and peripheral 5-HT concentrations) prior to weaning were associated with these
87 adaptive responses to weaning. To achieve these aims, we used pigs that were involved in a larger project that aimed
88 to test methods of early iron supplementation in suckling piglets raised in organic farming, and in which the housing
89 conditions (low density, enriched housing, free farrowing pens) offer optimal conditions to study social behaviour in
90 young pigs.

92 **2. Material and methods**

93 The experiment was conducted at the French National Institute INRAE organic pig farm Porganic (Rouillé, France)
94 from May to October 2020 in compliance with the current ethical standards of the European Community (Directive
95 2010/63/EU). The experimental procedures used in this study were approved by the Regional Ethics Committee in
96 Animal Experiments of Poitou Charente (n°084, December 18, 2019) and by the French Ministry of Higher Education
97 and Research (2019071611422718Apafis21892).

99 *2.1. Animals and housing*

100 Piglets (Large White × Piétrain) from 12 litters (14.5 ± 0.48 [range: 12-18] piglets born alive per litter; male:female
101 ratio = 1.6) were studied in two consecutive cohorts, with 6-week intervals between cohorts and six litters per cohort.
102 From birth until 48 days of age, all piglets were kept with the sows that were locked in farrowing crates from entry to
103 the farrowing pens (at 105 days of gestation) until four days after farrowing, and loose thereafter. All sows and their
104 piglets were housed in 10-m² indoor individual farrowing pens on straw bedding, located within the same maternity
105 building, until 11 days after farrowing. Then, sows and their piglets were moved to a neighbouring maternity unit and
106 housed in individual farrowing pens consisting of a 10-m² indoor area on straw bedding and a 6.25-m² outdoor area on
107 a concrete floor. Pens were equipped with a heated nest only accessible to piglets. Fresh straw was added daily. Male
108 piglets were not castrated, teeth were not clipped and tails were kept intact. If needed, cross-fostering was performed
109 in the first three days of age (five of 12 litters were subjected to cross-fostering, with two adopted piglets on average
110 [range: 1-3]). Piglets received daily access to solid feed from 20 days of age onwards. Piglets did not receive an iron
111 injection because they were used in a project that explored whether daily access to soil or peat during the suckling
112 period could be an applicable alternative strategy to the early iron injection to prevent risks of anaemia in suckling
113 piglets raised in organic farms. Therefore, at about four days of age, litters were randomly allocated to one of two
114 treatments (*i.e.* soil or peat), with six litters per treatment in total (*i.e.* three litters per treatment per cohort). Piglets
115 received daily access to a small amount of sterilized soil or peat from 4 to 48 days of age. Soil and peat were
116 distributed daily at 09:00 h in a small circular feeder located in the nest and not accessible to the sow. Daily rations of
117 soil and peat per pen were 150 g from 4 to 12 days of age, 200 g from 13 to 26 days of age, and 250 g from 27 to 47
118 days of age. Apart from the access to soil or peat, animals from both groups were kept in the same husbandry
119 conditions. The treatment effect was included in the statistical model (see section 2.3.1.), and because limited effects
120 of treatment were found on the behaviours included in this study, animals from both treatments were kept in the study.

121 At about 40 days of age, six focal piglets (three males and three females) per litter were selected to be
122 representative of intra-litter diversity for birthweight (1.52 ± 0.04 kg, [0.82-2.32 kg]), resulting in 72 focal piglets in
123 total. Adopted piglets and piglets with health problems (diseases or lameness) were not included in the selection.

124 At 48 days of age, piglets were weaned and mixed with piglets from other litters. Per cohort, the 36 focal piglets
125 were housed in two post-weaning pens. In each pen, the six focal littermates of three litters (18 piglets) were mixed

126 together, and the pen was completed with piglets from three non-experimental litters balanced for sex and weight at
127 weaning. This resulted in four post-weaning groups in total for the two cohorts, with 33 ± 2.58 piglets from six litters
128 per pen. Non-focal piglets from the experimental litters were housed in additional non-experimental post-weaning
129 pens. All post-weaning pens consisted of a covered 39-m² area with a concrete floor with deep straw bedding, and a
130 30-m² outdoor area with a concrete floor. Fresh straw was added weekly. Pens were equipped with two feeders and
131 two drinking nipples. From weaning onwards, piglets had *ad libitum* access to a solid pelleted diet adapted to the
132 nutrient requirements for weaned piglets and distributed automatically.

134 2.2. Measurements

135 2.2.1. Physiological measures

136 At 41 (*i.e.* 1 week before weaning), 49 (*i.e.* 24h after weaning) and 68 (*i.e.* end of the experiment) days of age, the 72
137 piglets were weighed, and at 41 and 49 days of age, blood was collected. The sampling procedure started at the same
138 time (~09:00 h) on both days, and blood from the piglets was collected in a random order. Pigs were restrained in a
139 prone position on a custom-made bed adapted to the size of the animal. The blood sampling procedure (including
140 catching of the animal) was timed, and took less than 2 min per pig, thus limiting any potential effect of stress on
141 physiological and behavioural measures. Blood was collected into one 5-mL Vacutainer EDTA and one 5-mL
142 heparinized tube by jugular venepuncture and was kept on ice until processing.

143 Within one hour after sampling, blood cell counts (lymphocytes and neutrophils, thousand/mm³; haemoglobin
144 concentrations, g/dL) were measured in whole blood EDTA samples with a haematology automated cell counter
145 calibrated for pigs (MS9; Melet Schloesing Laboratories, Osny, France). Whole blood EDTA samples were then
146 centrifuged at $200 \times g$ at room temperature for 10 min to obtain platelet-rich plasma (PRP). Samples of 200 μ L of
147 extracted PRP were completed with 800 μ L phosphate buffer saline and centrifuged at $4500 \times g$ for 10 min at 4°C.
148 The supernatants were retrieved, the pellets were resuspended in 200 μ L of distilled water and PRP samples were
149 stored at -80°C until 5-HT analyses. The 5-HT concentrations were determined using an ultra-performance liquid
150 chromatography (UPLC) apparatus (Waters Acquity Ultra Performance LC, Waters, Milford, MA, USA) coupled to
151 two detectors (Acquity Tunable UV detector and Mass SQD detector; Waters, Milford, MA, USA) after derivatization
152 of samples using the AccQ Tag Ultra method (MassTrak AAA; Waters, Milford, MA, USA). Norvaline (Sigma-

153 Aldrich, Saint Quentin Fallavier, France) was used as an internal standard. Concentrations of 5-HT were expressed in
154 $\mu\text{mol/L}$ PRP, and inter-assay coefficient of variation (CV) was 11%.

155 Heparinized blood samples were centrifuged at $1800 \times g$ for 10 min at 4°C . Plasma was collected and stored at -
156 20°C until analyses of inflammatory (haptoglobin) and oxidative stress markers (hydroperoxides). Haptoglobin
157 (Tridelta Development Ltd, Maynooth, Ireland), and hydroperoxides generated by the peroxidation of lipids, proteins
158 or nucleic acids (diacron Reactive Oxygen Metabolites , dROM kit, H&D srl, Parma, Italy) were assayed using
159 commercial kits. All measurements were performed in duplicates using a multianalyzer apparatus (Konelab 20i,
160 ThermoFisher Scientific, Courtaboeuf, France). The minimum concentration detectable for haptoglobin was 0.033
161 mg/mL, and the intra- and inter-assay CVs were 7 and 24 %, respectively. Concentrations of dROM were expressed in
162 CARRU (Carratelli Unit, 1 CARRU = 0.08 mg H_2O_2 /100 mL of sample) and intra- and inter-assay CVs were 6 and 8
163 %, respectively.

164

165 2.2.2. Behavioural measures

166 Immediately after blood sampling, the focal piglets were individually marked with a symbol sprayed on their back,
167 and then video footage was continuously recorded for the analysis of behaviours at 42, 49 and 50 days of age. For the
168 pre-weaning period, at 42 days of age, four 2-h sessions of observation (8:00-10:00 h, 11:00-13:00 h, 14:00-16:00 h,
169 and 17:00-19:00 h) were analysed. For the post-weaning period, on day 49 and 50, two 3-h sessions of observation
170 (12:30-15:30 h and 15:30-18:30 h) on both days were analysed.

171 Social interactions were scored during the pre- (day 42) and post-weaning (days 49 and 50) periods using the
172 continuous all-occurrence behavioural sampling method and were expressed as frequencies (occurrences per hour). A
173 total of four categories of social interactions were defined (**Table 1**): social exploration (nosing head, nosing body,
174 snout-to-snout contact and gentle nudging), social aggression (head and shoulder knocks, aggressive bites and bite
175 attempts), social locomotor play (chasing, climbing or pushing) and play-fight (mutual ramming and pushing).
176 Behavioural activities were scored during the post-weaning period only (d49 and 50) using a 6-min scan sampling,
177 resulting in 120 samples per pig in total, and were expressed as proportions of total scans. A total of eight categories
178 of activities were identified (**Table 2**): being inactive, exploring the pen, walking, exploring pen mates (social nosing,
179 nibbling and gentle nudging), interacting negatively with pen mates (aggression, mounting, belly nosing), playing
180 (social and individual), ingesting (feed and water), and maintenance behaviours (scratching, urinating, defecating).

Behaviour	Description
Social exploration	The pig touches the snout of the pen mate with its snout (nosing nose). The pig touches, gently rubs or licks the body (including its head, ears or tail) of a pen mate with its snout (nosing body). Includes licking and nibbling hairs or eyelashes. The pig does gentle pushes or up and down movements with its snout on the body of a pen mate (gently nudging). Usually occurs in bouts of behaviours in quick succession.
Social aggression	The pig gives a head or shoulder knock, i.e. strikes another pig with significant force, and/or aggressively bite any part of the body of a pen mate. Can occur in bouts of behaviours in quick succession. Can result in, but does not include active reciprocal fight.
Social locomotor play	The pig runs and chases other pigs intensely with rapid changes in direction (chasing). The pig drives its head or shoulders with minimal, moderate or substantial force at a target piglet, excluding frontal play invite (play invite, pushing). May cause the target to lose balance and fall over. The pig climbs or attempts to do so from the side or front of another pig (climbing). Play may be associated with barkings and gentle nudging of pen mates. Play is only scored once per playing bout. A playing bout is finished when the focal pig stops running, chasing or pushing other pigs for at least 10 sec or engages in another activity. Play is not associated with delivery or receipt of aggression and does not include pushing past other pigs restricting passage during locomotion, suckling at the udder or joining a resting pile of pigs.
Play-fight	The pig gives frontal head or shoulder knock with minimal, moderate or substantial force to another animal to invite it to play fight. Mutual ramming or pushing, with or without non-aggressive biting attempts.

Ethogram of behavioural activities of piglets observed by scan sampling after weaning and social mixing

Behaviour	Description
Being inactive	The pig is standing, sitting, kneeling or lying without performing any other described behaviour.
Walking	The pig is walking without performing any other described behaviour.
Exploring pen	The pig is sniffing, touching with its snout, chewing or rooting (substrate on) the floor or any part of the pen. The pig is scraping its leg on the floor.
Ingesting	The pig has its snout in the feeder or in the drinking bowl. The pig is chewing while standing close to the feeder.
Exploring pen mates	The pig touches the snout of the pen mate with its snout (nosing nose). The pig touches, gently rubs, nibbles or licks the body or hairs of a pen mate with its snout (nosing body). The pig does gentle pushes or up and down movements with its snout on the body of a pen mate (gentle nudging). Usually occurs in bouts of behaviours in quick succession.
Interacting negatively with pen mates	The pig gives a head or shoulder knock, and/or aggressively bite any part of the body of a pen mate, or two pigs are engaged in a mutual fight (aggression). The pig is standing on its hind legs while having front legs on the body of a pen mate (mounting).
Belly nosing	The pig is rubbing the belly of a pen mate vigorously with up and down movements of the snout.
Playing	The pig is pivoting, rolling, sliding, or running around the pen alone (locomotor play) or with pen mates (social play). The pig is shaking its head while having straw in its mouth (object play).
Maintenance behaviours	The pig is rubbing its body against objects or pen mates. The pig is scratching its body with hind legs. The pig is defecating or urinating.

187

188 2.3. Statistical analyses

189 Data analysis was conducted using the statistical R version 4.0.0 (Team, 2020) with the packages ‘lme4’ version 1.1-
190 26 (Bates et al., 2015), ‘FactoMineR’ version 2.3 (Husson et al., 2020), ‘factorextra’ version 1.0.7 (Kassambara and
191 Mundt, 2020), and ‘ggplot2’ version 3.3.1 (Wickham et al., 2020).

192

193 2.3.1. Descriptive analyses of variables before and/or after weaning and social mixing

194 Of the 72 focal pigs selected from the 12 litters, two piglets (one male and one female piglet from two different litters)
195 were excluded from the pre-weaning observations and four piglets (three female and one male piglet from four
196 different litters) were excluded from the post-weaning observations because they could not be identified on the video
197 recordings (*i.e.* erased markings), resulting in a final sample of 70 piglets before weaning and 68 piglets after weaning.
198 Social interactions before and after weaning were expressed as frequencies (occurrences per hour). Behavioural
199 activities after weaning were averaged over the two observation days (d49 and d50) and were expressed as proportions
200 of total visible scans.

201 The effects of sex and period on social interactions (frequency of social exploration, aggression and total social
202 interactions) and health-related blood variables were analysed using linear mixed-effect models with repeated
203 measures including the fixed effects of sex, period (before *vs* after weaning), sex \times period interaction, and pre-
204 weaning treatment (soil *vs* peat), the random effects of litter nested within cohort, and the repeated effect of pig.
205 Because play-fight and social locomotor play were not observed after weaning, these pre-weaning variables were
206 analysed using linear mixed-effect models including the fixed effects of sex and treatment, and the random effects of
207 litter nested within cohort. Because treatment effects were not the focus of this paper and only few significant effects
208 of treatment were found (blood haemoglobin concentrations, soil: 9.43 ± 0.21 g/dL, peat: 11.2 ± 0.11 g/dL, $p < 0.001$;
209 blood haptoglobin concentrations, soil: 1.24 ± 0.16 mg/mL, peat: 0.74 ± 0.11 mg/mL, $p = 0.03$), treatment effects
210 are not discussed. Model residuals were visually inspected for normality and homoscedasticity, and if the residuals did
211 not meet the assumptions for normal distribution and equality of variances, response variables were transformed to fit
212 normal distribution (square root, arcsine square root, and log transformations were applied to skewed distributions of
213 frequencies, proportions and concentrations, respectively). Data are presented as means \pm SEM unless stated
214 otherwise.

215

216 2.3.2. *Identification of profiles of adaptation to weaning and social mixing.*

217 A principal component analysis (PCA) was performed to analyse the correlational structure between post-weaning
218 traits related to adaptation to weaning and social mixing. The 68 focal piglets observed after weaning were included as
219 subjects, and 15 post-weaning variables were included as active variables: eight behavioural variables (frequency of
220 social exploration and aggression, percentage of time spent being inactive, exploring the pen, walking, exploring pen
221 mates, exhibiting negative social behaviours, and ingesting), six health-related blood variables (blood haptoglobin,
222 hydroperoxide, and 5-HT concentrations, counts of lymphocytes and neutrophils, and lymphocyte-to-neutrophil ratio),
223 and relative average daily gain (rADG, ADG corrected by the initial body weight at weaning; Le Floc'h et al., 2021)
224 from weaning until 68 days of age. Sex, frequency of total social interactions and blood haemoglobin concentrations
225 after weaning were included as supplemental variables. All active variables were subjected to a linear model with
226 treatment and cohort as fixed effects to obtain their residuals, which were used for the PCA. The criteria for extracting
227 principal components (PC) were an eigenvalue ≥ 1.5 , cumulative percentage of variance $\geq 50\%$ and visual inspection
228 of the scree plot. The extracted PC were described with the variable residuals with loadings > 0.50 or < -0.50 . A
229 hierarchical clustering on principal components (HCPC) was then performed on the PC extracted from the PCA to
230 identify clustered groups of pigs differing in their adaptive responses to weaning and social mixing. The Euclidean
231 distance was used between individuals and the Ward's criterion was applied as clustering method (Lê et al., 2008).

232

233 2.3.3. *Associations between early social-related variables and adaptation to weaning*

234 Associations between each pre-weaning social-related variable (frequency of social exploration, aggression, social
235 locomotor play, play-fight, and blood platelet 5-HT concentrations) and allocation to the clusters of adaptation to
236 weaning were analysed with linear mixed-effect models including the fixed effect of cluster and the random effects of
237 litter nested within cohort. As a complementary approach, effects of pre-weaning social-related variables on each
238 behavioural and physiological response to weaning were analysed with linear mixed models including the fixed effects
239 of pre-weaning social-related variables (frequency of social exploration, aggression, social locomotor play, play-fight,
240 and platelet 5-HT concentrations) and sex, and the random effects of litter and post-weaning pen nested within cohort.
241 A positive regression coefficient (β) indicated that the response and explanatory variables varied in the same direction
242 and negative value indicated that they varied in the opposite direction. Frequency of total social interactions was

243 included as an explanatory variable in the initial models, but was removed from the final models due to a high
244 collinearity between this variable and other explanatory variables (social exploration, $r = 0.71$; social locomotor play,
245 $r = 0.65$; and play-fight, $r = 0.79$). Moderate to very low correlations were found between other continuous
246 explanatory variables ($r < 0.60$), which were thus all kept in the final models. Because strong correlations were found
247 between hydroperoxide concentrations before and after weaning ($r = 0.81$), and between haemoglobin concentrations
248 before and after weaning ($r = 0.80$), the pre-weaning values of these variables were added as covariates in their
249 respective models. For all models, model residuals were visually inspected for normality and homoscedasticity, and if
250 the residuals did not meet the assumptions for normal distribution and equality of variances, response variables were
251 transformed to fit normal distribution. Data are presented as means \pm SEM unless stated otherwise.

253 3. Results

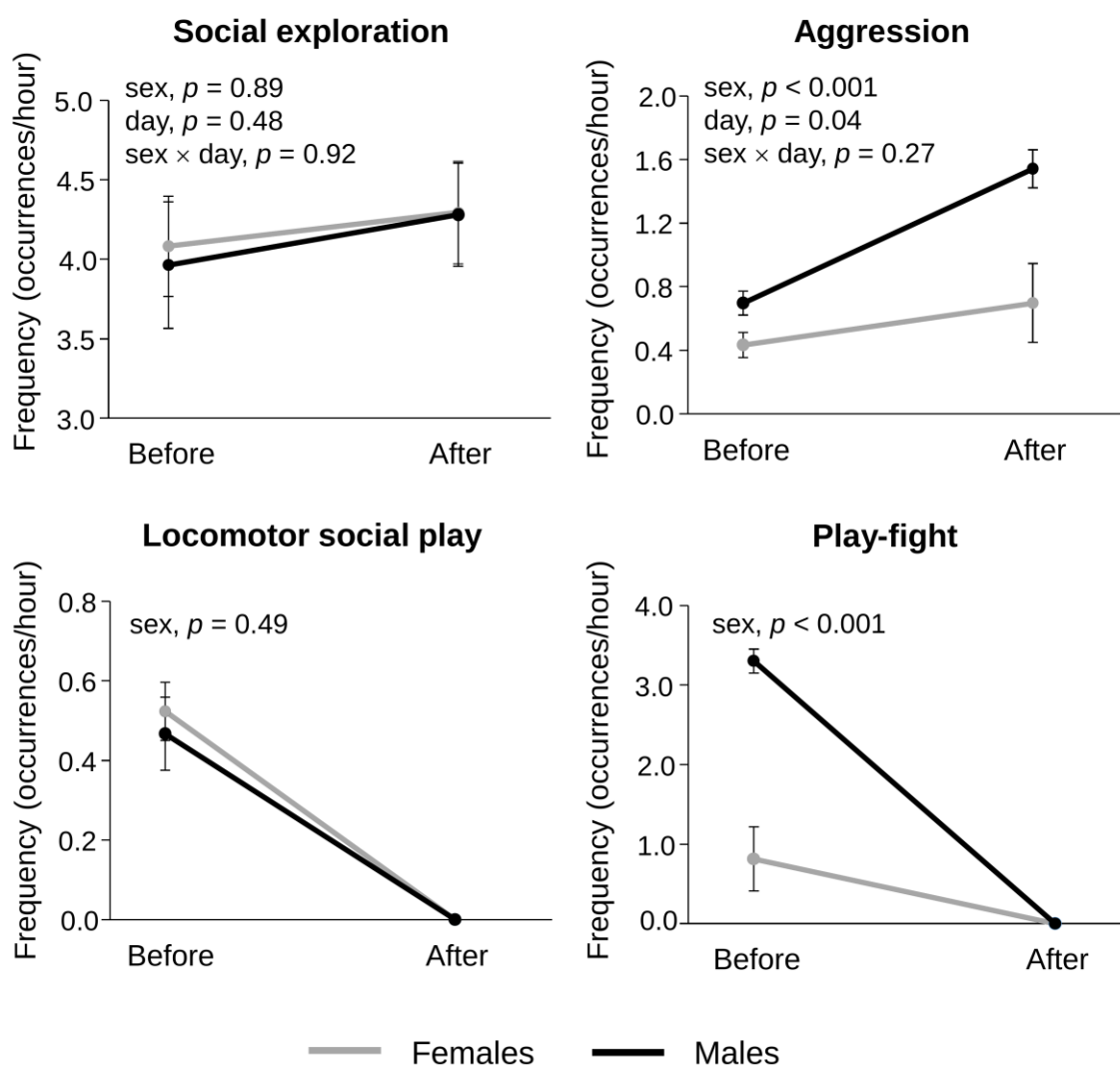
254 3.1. Descriptive analysis of data

255 One week before weaning (d42), 4061 social interactions were scored continuously, that is on average 58.0 ± 3.68
256 [min: 4-max: 149] social interactions per pig ($n = 70$) and 7.25 ± 0.46 [0.50-18.6] social interactions per pig per hour.
257 With a total of 2250 occurrences, social exploration of pen mates (4.02 ± 0.24 occurrences/hour) represented 55% of
258 all social interactions, followed by play-fight interactions (2.16 ± 0.27 occurrences/hour, 30% of total), aggression
259 (0.58 ± 0.06 , 8%), and social locomotor play (0.49 ± 0.06 , 7%). During the two days following weaning (d49 and
260 d50), 4452 social interactions were scored, that is on average 65.5 ± 3.33 [7-160] social interactions per pig and
261 5.46 ± 0.28 [0.58-13.3] social interactions per pig per hour. With a total of 3498 occurrences, social exploration of pen
262 mates represented 79% of all interactions (4.29 ± 0.22 occurrences/hour), and aggression represented 21% of all
263 interactions (1.17 ± 0.15 occurrences/hour), while play-fight and social locomotor play were not observed during the
264 two first days following weaning. Regardless of sex, aggression showed a 102% increase in the two days following
265 weaning compared to one week before weaning ($p = 0.04$). Regardless of the period, males were involved in more
266 social interactions overall (males: 7.13 ± 0.43 , females: 5.44 ± 0.33 , $p = 0.001$), and in more aggressions ($p < 0.001$).
267 Males were also involved in more play-fight episodes than females before weaning ($p < 0.001$; **Fig. 1**).

268 Blood variables measured one week before and 24 hours after weaning are presented in **Table 3**. Minor effects of
269 sex, period or both were found. Blood hydroperoxide concentrations increased significantly after weaning ($p = 0.002$),
270 while blood haemoglobin concentrations were lower in females than in males before weaning ($p = 0.002$).

271 Analysis of behavioural activities by scan sampling in the two days following weaning showed that piglets
 272 spent on average 66% [min: 44-max: 89%] of total time (*i.e.* total visible scans) inactive, and little time engaged in
 273 other behavioural activities. They spent 15% [2.5-28%] of total time exploring the pen, 11% [2.5-28%] walking, 6.0%
 274 [0.8-18%] ingesting feed or water, 1.1% [0.0-3.5%] exploring pen mates, 0.6% [0.0-7.0%] negatively interacting with
 275 pen mates, and 0.1% [0.0-1.0%] in maintenance behaviours. Neither play nor belly nosing behaviours were observed
 276 by scan sampling during the two days following weaning.

277



278

279 **Fig. 1.** Social interactions (occurrences per hour, means \pm SEM) of male and female piglets observed continuously for
 280 8 hours per day one week before weaning (before) and for 6 hours per day during the two days following weaning
 281 (after).

282

	Pre-weaning		Post-weaning		p-value		
	Male	Female	Male	Female	day	sex	day × sex
Weight (kg)	10.6 ± 0.48	10.3 ± 0.51	12.9 ± 0.59	12.5 ± 0.58	0.005	ns	ns
Haptoglobin (mg/mL)	1.12 ± 0.24	1.37 ± 0.23	0.82 ± 0.15	0.65 ± 0.10	ns	ns	ns
Hydroperoxides (CARRU ¹)	878 ± 28.6	874 ± 37.7	949 ± 29.6	897 ± 36.6	0.002	ns	ns
Lymphocytes (thousand/mm ³)	10.4 ± 0.59	9.41 ± 0.56	9.83 ± 0.54	9.33 ± 0.45	ns	ns	ns
Neutrophils (thousand/mm ³)	7.26 ± 0.47	6.16 ± 0.45	6.44 ± 0.36	6.39 ± 0.53	ns	ns	ns
Lymphocyte-to-neutrophil ratio	1.69 ± 0.15	1.80 ± 0.22	1.65 ± 0.11	1.70 ± 0.14	ns	ns	ns
Haemoglobin (g/dL)	10.6 ± 0.28 ^b	9.71 ± 0.33 ^a	10.4 ± 0.20 ^b	10.3 ± 0.26 ^b	ns	ns	0.004
5-HT (μmol/L PRP)	12.9 ± 1.49	11.5 ± 1.38	15.9 ± 1.46	15.5 ± 2.05	ns	ns	ns

285 ¹ Carratelli Unit, 1 CARRU = 0.08 H₂O₂/100 mL of sample286 ² Different letters indicate a significant difference between groups ($p < 0.05$)

287

288 *3.2. Identification of profiles of adaptation to weaning and social mixing*

289 A total of three principal components (PC) explaining 50% of the total variance were extracted from the PCA
 290 performed on the 68 piglets observed after weaning (**Table S1**). The first PC accounted for 21% of the total variance.
 291 The frequency of social exploration (loading: 0.64), the percentage of time spent exploring the pen (0.60) and walking
 292 (0.50) and the lymphocyte-to-neutrophil ratio (0.55) loaded positively, while the percentage of time spent inactive
 293 (loading: -0.73) and blood concentrations in haptoglobin (-0.66) loaded negatively on the component, which was thus
 294 labelled '*(social) exploration vs inactivity & inflammation*'. The second PC accounted for 16 % of the total variance.
 295 The count of neutrophils (0.69) loaded positively, while the percentage of time spent inactive (-0.59) and the
 296 lymphocyte-to-neutrophil ratio (-0.58) loaded negatively on the second component, which was thus labelled
 297 '*neutrophil count vs inactivity*'. The third PC accounted for 13% of the total variance. Frequency of aggression
 298 (continuous observations, 0.76) and time spent interacting negatively with pen mates (scan sampling observations,
 299 0.78) loaded positively on the third component, which was thus labelled '*negative social behaviours*'.

300 The hierarchical clustering analysis was performed on the three extracted PC to identify clustered groups of
 301 pigs based on responses to weaning. We extracted three clusters from the HCPC (**Fig. 2**). Of the 68 piglets included in

302 the PCA, 11 were in cluster 1 (16% of all piglets), 31 in cluster 2 (46% of all piglets) and 26 in cluster 3 (38% of all
303 piglets). Compared to all animals, animals from cluster 1 had lower coordinates on PC 1 (*'(social) exploration vs*
304 *inactivity & inflammation'*, $p < 0.001$) and PC 3 (*'negative social behaviours'*, $p < 0.01$). Animals in cluster 1 showed
305 lower frequencies of social exploration and total social interactions, spent less time exploring pen mates or the pen and
306 spent more time being inactive. They had higher concentrations of blood haptoglobin and hydroperoxides, greater
307 counts of neutrophils, a lower lymphocyte-to-neutrophil ratio and a lower rADG ($p < 0.01$ for all). Cluster 1 thus
308 represented *'unhealthy inactive animals'*. Compared to all piglets, animals from cluster 2 had higher coordinates on
309 PC 3 (*'negative social behaviours'*, $p < 0.001$) and lower coordinates on PC 2 (*'neutrophil count vs inactivity'*,
310 $p < 0.001$). Animals in cluster 2 spent more time inactive and interacting negatively with pen mates, and spent less
311 time walking and exploring the pen. They had lower concentrations of blood haptoglobin, 5-HT, and hydroperoxides,
312 fewer counts of neutrophils, a higher lymphocyte-to-neutrophil ratio, and greater rADG. Cluster 2 thus represented
313 *'healthy inactive aggressors'*. Compared to all animals, animals from cluster 3 had higher coordinates on PC 1
314 (*'(social) exploration vs inactivity & inflammation'*, $p < 0.001$) and PC 2 (*'neutrophil count vs inactivity'*, $p < 0.001$),
315 and lower coordinates on PC 3 (*'negative social behaviours'*, $p < 0.05$). Animals in cluster 3 were characterised by
316 higher frequencies of social exploration, spent more time exploring the pen and pen mates and walking, but less time
317 interacting negatively with pen mates and being inactive. They also had higher blood 5-HT concentrations. Cluster 3
318 thus represented *'healthy active and affiliative animals'*. Clusters were not characterised by sex differences.

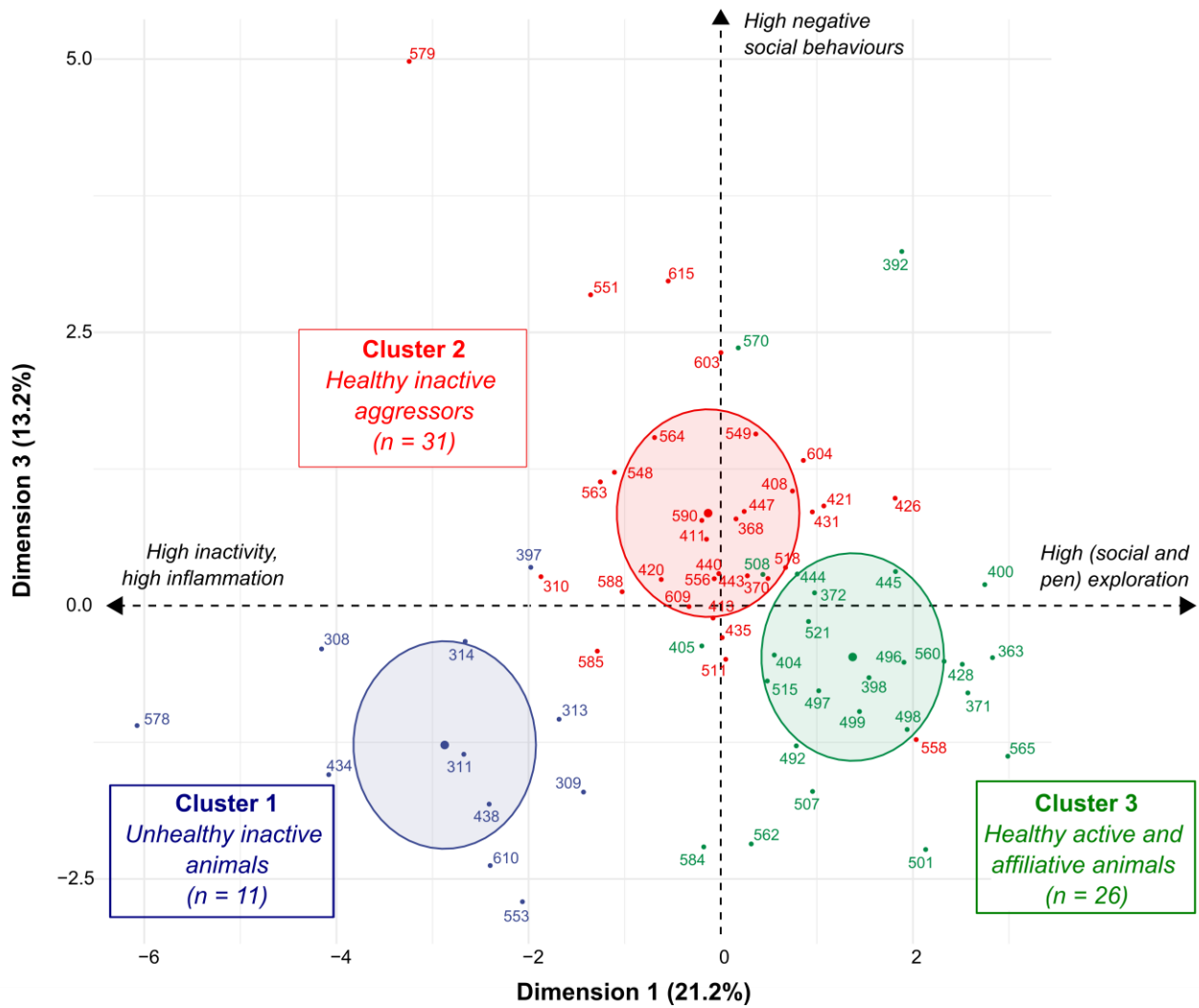
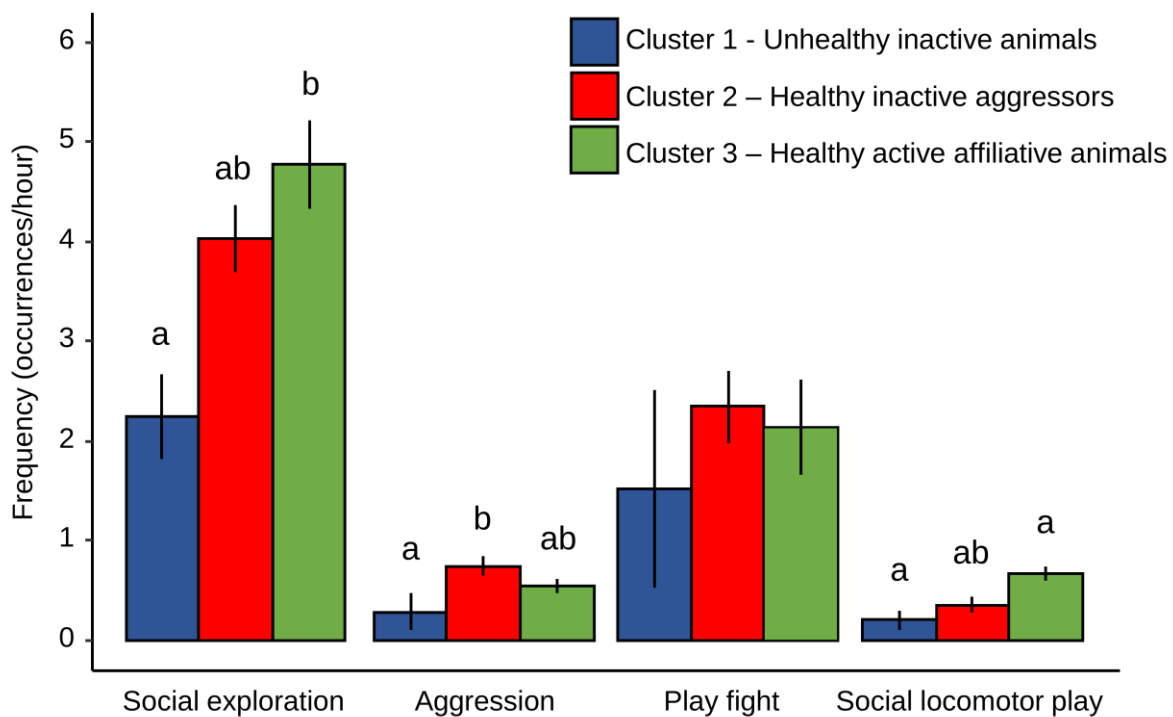


Fig. 2. Three clustered groups of piglets differing in their behavioural and physiological responses to weaning and social mixing, according to (social) exploration, inactivity and inflammation (dimension 1) and negative social behaviours (dimension 3). Dimension 2 (behavioural activity and neutrophil count) is not shown. The three dimensions were extracted from a Principal Component Analysis (PCA) computed on the social, behavioural and physiological responses of 68 piglets measured after weaning. Hierarchical Clustering on Principal Components was then performed on the dimensions extracted from the PCA to identify clustered groups of pigs differing in their adaptive responses to weaning and social mixing. Ellipses of the clusters are plotted according to the Euclidian distance.

333 3.3. Association between pre-weaning social-related variables and adaptation to weaning and social mixing

334 3.3.1. Association of pre-weaning social-related variables with the profiles of adaptation to weaning

335 Animals with different profiles of adaptation to social mixing (*i.e.* from different clusters) differed in the social
336 behaviours they exhibited one week before weaning, and, notably, in the frequency of social exploration ($p = 0.005$),
337 aggression ($p = 0.04$), social locomotor play ($p = 0.03$) and, to a lesser extent, play-fight ($p = 0.06$, **Fig. 3**). Post-hoc
338 analyses showed that *unhealthy inactive animals* at weaning (cluster 1) aggressed their pen mates less ($p = 0.03$), and
339 tended to explore them less ($p = 0.06$) and to be involved in fewer play-fight episodes ($p = 0.06$) one week before
340 weaning than *healthy inactive aggressors* (cluster 2). *Unhealthy inactive animals* at weaning (cluster 1) also explored
341 their pen mates less ($p = 0.007$) and were involved in fewer social locomotor play episodes ($p = 0.02$) one week before
342 weaning than *healthy active affiliative animals* (cluster 3). Animals from clusters 2 and 3, however, did not differ in
343 their pre-weaning social behaviours.



344
345 **Fig. 3.** Associations between the frequency of social behaviours measured one week before weaning and the allocation
346 to clusters reflecting divergent profiles of adaption to weaning and social mixing in piglets (cluster 1, $n = 11$ piglets;
347 cluster 2, $n = 31$ piglets, cluster 3, $n = 26$ piglets). Two different letters indicate significant differences between
348 clusters for a single behaviour ($p < 0.05$).

349

350 3.3.2. *Association of pre-weaning social-related variables with variables measured after weaning*

351 Detailed results from the covariance analyses are presented in **Table 4**, and only statistically significant results are
352 listed below. When taken separately, some behavioural and/or physiological responses to weaning were associated
353 with social-related variables measured one week before weaning.

354 Exploration of littermates one week before weaning was negatively associated with the time spent inactive during the
355 two days following weaning ($\beta = -0.01, p = 0.03$), and tended to be positively associated with total social interactions
356 ($\beta = 0.06, p = 0.06$) and the time spent exploring pen mates ($\beta = 0.19, p = 0.08$) after weaning. Exploration of
357 littermates before weaning was also positively associated with blood haemoglobin concentration measured 24h after
358 weaning ($\beta = 0.12, p = 0.01$). Aggression of littermates one week before weaning was negatively associated with the
359 time spent walking during the two days following weaning ($\beta = 0.19, p = 0.08$), and tended to be positively associated
360 with the time spent inactive after weaning ($\beta = 0.04, p = 0.08$). Aggression of littermates before weaning was also
361 positively associated with blood lymphocyte count measured 24h after weaning ($\beta = 1.72, p = 0.04$), and tended to be
362 negatively associated with blood haemoglobin concentration after weaning ($\beta = -0.37, p = 0.08$). Social locomotor
363 play one week before weaning was positively associated with the time spent walking during the two days following
364 weaning ($\beta = 0.09, p = 0.009$) and with hydroperoxide concentration measured 24h after weaning ($\beta = 0.10, p = 0.05$).
365 Finally, blood 5-HT concentration one week before weaning was negatively associated with aggression of pen mates
366 during the two days following weaning ($\beta = -0.02, p = 0.01$), and positively associated with blood 5-HT concentration
367 measure 24h after weaning ($\beta = 0.44, p = 0.009$).

368

369

370

Table 4

371

Effects (illustrated by coefficients of regression) of social-related parameters measured one week before weaning (d42) on the

372

social behaviours, behavioural activities, blood parameters and performance of piglets measured after weaning and social mixing

(Post-weaning) response variables	Explanatory (pre-weaning) variables				
	Social exploration (occurrences/hour)	Aggression (occurrences /hour)	Play-fight (occurrences /hour)	Social locomotor play (occurrences /hour)	5-HT ($\mu\text{mol/L PRP}^a$)
Social interactions (occurrences/hour)					
Total interactions	0.06#^b	0.08	-0.01	-0.23	-0.01
Social exploration	0.19#	0.14	-0.07	-0.72	-0.009
Aggression	0.02	0.13	-0.007	-0.08	-0.02**
Behavioural activity (proportion of total visible scans)					
Being inactive	-0.01*	0.04#	0.008	-0.01	0.002
Exploring the pen	0.005	-0.01	0.002	0.003	<0.001
Walking	0.003	-0.04*	-0.01	0.09**	<-0.001
Exploring pen mates	<0.001	0.002	0.001	-0.004	<-0.001
Interacting negatively	0.002	0.01	-0.002	-0.01	-0.002
Ingesting	0.007	-0.02	-0.006	0.004	<-0.001
Blood parameters					
Hydroperoxides ^c (CARRU ^d)	-0.006	0.04	-0.005	0.10*	-0.003
Haptoglobin (mg/mL)	-0.04	0.01	-0.01	-0.15	0.002
Lymphocytes (thousand/mm ³)	-0.01	1.72*	0.15	-0.007	-0.007
Neutrophils (thousand/mm ³)	-0.04	0.04	0.02	0.09	-0.009
Lymphocyte-to-neutrophil ratio	0.03	0.17	-0.003	0.01	0.01
Haemoglobin ^e (g/dL)	0.12**	-0.37#	0.02	-0.32	-0.02
5-HT ($\mu\text{mol/L PRP}^e$)	0.68	-2.17	0.005	-2.58	0.44**
Performance					
rADG ^f (g/d)	0.45	3.03	0.71	4.18	0.19

373

^a PRP = platelet-rich plasma

374

^b Coefficient of regression (β) calculated from 68 pigs. A positive coefficient indicates that the response and explanatory variables

375

vary in the same direction and negative coefficient indicates that they vary in the opposite direction. # $0.10 > p > 0.05$, * $p \leq 0.05$,

376

** $p \leq 0.01$, *** $p \leq 0.001$.

377

^c This model included blood hydroperoxide concentrations one week before weaning as covariate ($\beta = 0.0007$, $p < 0.001$)

378

^d Carratelli Unit, 1 CARRU = 0.08 H₂O₂/100 mL of sample

379

^e This model included blood haemoglobin concentrations one week before weaning as covariate ($\beta = 0.60$, $p < 0.001$)

380

^f rADG = relative average daily gain, *i.e.* weight gain from weaning to 20 days after weaning divided by weight at weaning

381

382 4. Discussion

383 This study aimed to characterise distinctive profiles of adaptation to weaning and social mixing in piglets based on
384 behavioural responses to weaning and physiological indicators of health, and to determine whether social variables
385 prior to weaning were associated with these adaptive responses to weaning. In our study, weaning had a minor impact
386 on physiological variables, with only a rise in blood hydroperoxide concentrations, but affected social behaviours, as
387 shown by a rise in aggression and an inhibition in play behaviours in the two days following weaning. These results
388 agree with prior research showing that social mixing is usually associated with intense fights to establish a new
389 hierarchy (Meese and Ewbank 1973), and with a rise in markers of oxidative stress (Sauerwein et al., 2007; Buchet et
390 al., 2017). Contrarily to others, we failed to report a rise in blood haptoglobin concentrations, but this rise was
391 typically measured five days or more after weaning (Sauerwein et al., 2007; Montagne et al., 2022). Furthermore,
392 piglets spent most of their time inactive, and little time engaged in other behavioural activities, such as pen
393 exploration, locomotion or social interactions, while play was not observed during the two days following weaning.
394 Accordingly, early-weaned piglets have been found to explore their environment less (Worobec et al., 1999), show a
395 major drop in play behaviour (Donaldson et al., 2002) and spend more time lying or resting directly after weaning
396 (Metz and Gonyou, 1990). We, however, did not observe belly nosing, as reported in early-weaned piglets raised in a
397 poor environment (Widowski et al., 2008). The onset of belly nosing typically appears around four days after weaning
398 (Metz and Gonyou, 1990; Worobec et al., 1999) and is usually associated with early weaning (less than 4 weeks of
399 age; Worobec et al., 1999). The absence of belly nosing and the lack of variation in most of the blood variables are
400 likely explained by the “close to optimal” environmental conditions of our study (weaning at 7 weeks of age, moderate
401 social challenge, low density, access to a foraging substrate and outdoor area; Oostindjer et al., 2011). Therefore,
402 although weaning remains a source of stress for piglets, optimal environmental and social conditions may partially
403 alleviate the negative impact of weaning and social mixing on the behaviour and health of the piglets.

404 Males emitted more aggression and play-fight than females, but comparable levels of other social behaviours,
405 supporting the existence of sexual dimorphism in agonistic behaviours in pigs (Rydhmer et al., 2006; Melotti et al.,
406 2011). Social exploration remained more prevalent than agonistic behaviours both before (55% of all interactions) and
407 after social mixing (78% of all interactions), as reported by others (Beattie et al., 2000; Camerlink et al., 2021;
408 Clouard et al., 2022). Further research should consider investigating whether social nosing after social mixing occurs
409 mainly between piglets originating from the same litter or from different litters to elucidate the function of social
410 nosing in unstable social groups. In pigs, social nosing is assumed to contribute to affiliation and social cohesion, and

411 to generate positive emotional states (Uvnas-Moberg, 1998; Camerlink and Turner, 2013; Camerlink et al., 2014;
412 Camerlink et al., 2016). Therefore, one hypothesis would be that piglets primarily nosed littermates to alleviate the
413 stress caused by mixing and to maintain social cohesion between already-known partners. Although social nosing has
414 been found to be largely unrelated to received aggression (Camerlink and Turner, 2013), an alternate hypothesis
415 would be that social nosing occurred between piglets from different litters to help in social recognition, favour rapid
416 group cohesion and thus minimise aggressions.

417 Despite minor effects of weaning and social mixing, the multivariate analysis revealed three clusters of pigs
418 differing in a variety of behavioural and physiological responses to weaning. Piglets from cluster 1 were characterised
419 by variables indicative of degraded health status, and were thus labelled as *unhealthy inactive piglets*. They notably
420 had a lower lymphocyte to neutrophil ratio, a variable which transiently drops at weaning or other stressful situations
421 (Puppe et al., 1997; Sutherland et al., 2009), and is closely associated with the endocrine stress response (Dhabhar et
422 al., 1995). They also had a lower growth, and higher blood levels of markers of oxidative stress and inflammation,
423 which are usually associated with poor weaning conditions (Buchet et al., 2017). Finally, they displayed lower levels
424 of social and environmental exploration. In a previous study focusing on the suckling period, we identified a cluster of
425 socially inactive piglets characterised by low levels of (social and pen) exploration and activity and higher
426 concentration of blood haptoglobin (Clouard et al., 2022). Therefore, we hypothesize that this association reflects a
427 mild form of sickness behaviour, due to subclinical health problems, in the animals with the highest haptoglobin
428 concentrations (Hennessy et al., 2014). Notably, *unhealthy inactive* piglets already showed lower frequencies of social
429 exploration, aggression and social locomotor play one week before weaning than *healthy inactive aggressors* or
430 *healthy active affiliative animals*. This low social motivation may reflect sickness behaviour due to subclinical health
431 problems that were present before weaning. Since haptoglobin can remain elevated in the plasma for several days
432 (Heegaard et al., 1998; Pomorska-Mól et al., 2012), the greater haptoglobin concentrations measured in those animals
433 one day after weaning may reflect a poorer health status of piglets before weaning, which may have been worsened by
434 social and nutritional stress at weaning.

435 In addition to the cluster of *unhealthy inactive animals*, we identified two other clusters, which seem to
436 illustrate contrasted social profiles in healthy animals. *Healthy inactive aggressors* (cluster 2) was characterised by
437 low levels of blood markers of inflammation and oxidative stress, a lot of time spent interacting negatively with pen
438 mates, and little time spent being active, exploring the pen or walking. *Healthy active affiliative animals* (cluster 3), on
439 the other hand, were characterised by high levels of positive social exploration, activity, locomotion and pen

440 exploration, but low levels of negative social interactions. The identification of clusters of animals differing in their
441 level of positive social exploration and aggression suggests that social exploration and aggression reflect distinct
442 dimensions of sociality in pigs (Forkman et al., 1995). Consistent with this postulate, ‘social exploration’ and
443 ‘aggression’ loaded on different axes of the PCA, which supports recent findings in suckling piglets (Clouard et al.,
444 2022). Altogether, the identification of three clusters differing in health status and social behaviours after weaning
445 suggests that responses of pigs to weaning and social mixing might result not only from their general fitness during
446 the challenge, but also from their intrinsic social coping style. However, these coping styles could not be predicted by
447 the pre-weaning social behaviours. We thus conclude that, while pre-weaning social behaviours may help in
448 identifying animals with pre-weaning health issues which persisted after weaning, they may not be strong predictors of
449 divergent adaptive capacity to weaning in healthy animals.

450
451 In addition to being associated with distinct profiles of adaption to weaning, pre-weaning social behaviours
452 were also associated with independent behavioural and physiological responses to weaning. First, piglets that explored
453 littermates more prior to weaning had the greater concentrations in blood haemoglobin and were more active after
454 weaning, with a trend for higher frequencies of social interactions and social nosing after weaning. Because of the
455 availability of substrate to forage, we posit that social exploration of pen mates did not only reflect a redirected
456 motivation to explore (Weller et al., 2019), but also an intrinsic motivation for social contacts. Although these results
457 need to be confirmed on a larger sample of animals, a high motivation to interact positively with pen mates before
458 weaning may be an early indicator of good health and high levels of (affiliative social) activity following weaning
459 (Worobec et al., 1999).

460 Second, piglets that were involved in higher number of locomotor play episodes one week before weaning spent
461 more time walking after weaning, which may indicate that these piglets had a higher motivation for physical activity
462 and a more active style. Alternatively, higher levels of walking after weaning may reflect the importance of early
463 (locomotor) play in immature animals for the stimulation of muscle and bone development (Newberry et al., 1988;
464 Horback, 2014). Surprisingly, piglets involved in a higher number of locomotor play episodes before weaning also
465 had greater concentrations of hydroperoxides after weaning. Although the underlying cause of this association remains
466 to be elucidated, piglets that played more just before weaning might have been more stressed by weaning and social
467 mixing, which is reflected by the abrupt cessation of play after weaning. As high levels of glucocorticoids during
468 (social) stress are typically associated with elevated oxidative stress (Costantini et al., 2011), these piglets might have

469 been more susceptible to suffer from oxidative stress after weaning. However, because strong correlations were found
470 between hydroperoxide concentrations before and after weaning, the greater hydroperoxide concentrations in these
471 animals might be due to a different cause other than weaning. As physical exercise has been found to generate
472 oxidative products, high hydroperoxide levels might be related to higher physical activity, as suggested by their higher
473 levels of locomotor play before weaning and walking after weaning, (Urso and Clarkson, 2003).

474 Some anecdotal associations were also highlighted between pre-weaning aggression and responses to weaning.
475 Piglets that were more aggressive before weaning notably had greater counts of lymphocytes and spent less time
476 walking after weaning. After increased corticosteroid concentrations, a transient decrease in blood lymphocyte counts,
477 paired with an increase in neutrophil counts, may be observed and is assumed to reflect the effect of stress on immune
478 cell trafficking (Dhabhar et al., 1995). Our data may therefore reflect an attenuated stress response to weaning in
479 piglets with the highest levels of pre-weaning aggression. However, although aggression or dominance status have
480 been found to influence blood cell numbers and lymphocyte functions in rats (Stefanski, 2000) and pigs (Hjarvard et
481 al., 2009), the association between lymphocyte counts and aggressiveness has never been reported in the literature and
482 thus warrants further investigation.

483 In our study, pre- and post-weaning blood concentrations of 5-HT were positively correlated, and were
484 consistent with concentrations reported in sows (Poletto et al., 2010) and weaned piglets (11 $\mu\text{mol/L}$; Rius et al.,
485 2018). Furthermore, piglets with greater blood concentrations of 5-HT one week before weaning were less aggressive
486 during the two days following weaning. This result agrees with prior reports showing a negative relationship between
487 peripheral 5-HT concentration and agonistic behaviours in dogs (Rosado et al., 2010) and gilts (Poletto et al., 2010).
488 Although further research is warranted to confirm these results, we argue that peripheral 5-HT concentrations may be
489 a valid biomarker of aggression (*i.e.* actual engagement in aggression) or aggressiveness (*i.e.* the inclination to deliver
490 aggression) in pigs, and may help to predict the emergence of episodes of exacerbated aggression after social mixing.

492 **5. Conclusions**

493 Our study revealed the existence of three distinct profiles of adaptation to weaning and social mixing in pigs
494 (*unhealthy inactive animals*, *healthy inactive aggressors* and *healthy active affiliative animals*), characterised by
495 contrasted health status and distinct behavioural responses to social mixing. These profiles of adaptive responses to
496 weaning and social mixing seem to result not only from the piglets' general fitness before and during the challenge,

497 but also from their intrinsic social characteristics. Furthermore, pre-weaning social variables, such as social nosing,
498 social locomotor play, or blood 5-HT concentrations, may be relevant predictors of piglets' adaptive responses to a
499 social challenge at weaning, and deserve more research attention. .

501 **CREdiT authorship contribution statement**

502 **Caroline Clouard, Elodie Merlot, Armelle Prunier:** Designed the study; **Caroline Clouard:** Collected the data;
503 **Caroline Clouard, Héloïse Vesque-Annear:** Analysed the behavioural data; **Rémi Resmond, Caroline Clouard,**
504 **Héloïse Vesque-Annear:** Conducted the statistical analyses; **Caroline Clouard:** Drafted and revised the manuscript;
505 **Elodie Merlot, Armelle Prunier, Rémi Resmond:** Reviewed the manuscript.

507 **Declaration of Competing Interest**

508 The authors declare that they have no know competing financial interests or personal relationships that could have
509 appeared to influence the work reported in this paper.

511 **Acknowledgements**

512 The authors thank Raphaël Comte, Dorian Grivault, Mélinda Oiry and Camille Robert for their technical assistance in
513 the laboratory, with a special thanks to Colette Mustière and Françoise Thomas for developing the method for 5-HT
514 analysis. The authors gratefully acknowledge the personnel from the 'Porganic' experimental organic station, led by
515 Stéphane Ferchaud, for taking excellent care of the animals and for their help in field measures, with a special thanks
516 to Tony Terrasson for managing video material and recordings. This study was part of the POWER project (Power to
517 strengthen welfare and resilience in organic pig production) supported by the ERA-NET CORE (Coordination of
518 European Translational Research in Organic Food and Farming Systems) Organic Cofund. The study received
519 additional internal funding from the Department of Animal Physiology and Livestock of INRAE.

521 *Conflict of interest*

522 The authors declare no conflict of interest that would influence the analysis of the data nor presentation of the results.

523

524 **Appendix A. Supporting information**

525 Supplementary data associated with this article can be found in the online version at

526 doi:10.1016/j.applanim.2023.105833.

527

528 **References**

529 Bates, D., Mächler, M., Bolker, B., Walker, S., 2015. Fitting Linear Mixed-Effects Models Using lme4. *J. Stat. Softw.* 67, 1 - 48.

530 Beattie, V.E., O'Connell, N.E., Moss, B.W., 2000. Influence of environmental enrichment on the behaviour, performance and
531 meat quality of domestic pigs. *Livest. Prod. Sci.* 65, 71-79.

532 Buchet, A., Belloc, C., Leblanc-Maridor, M., Merlot, E., 2017. Effects of age and weaning conditions on blood indicators of
533 oxidative status in pigs. *PLoS One* 12, e0178487.

534 Camerlink, I., Proßegger, C., Kubala, D., Galunder, K., Rault, J.-L., 2021. Keeping littermates together instead of social mixing
535 benefits pig social behaviour and growth post-weaning. *Appl. Anim. Behav. Sci.* 235, 105230.

536 Camerlink, I., Reimert, I., Bolhuis, J.E., 2016. Intranasal oxytocin administration in relationship to social behaviour in domestic
537 pigs. *Physiol. Behav.* 163, 51-55.

538 Camerlink, I., Turner, S.P., 2013. The pig's nose and its role in dominance relationships and harmful behaviour. *Appl. Anim.
539 Behav. Sci.* 145, 84-91.

540 Camerlink, I., Turner, S.P., Ursinus, W.W., Reimert, I., Bolhuis, J.E., 2014. Aggression and affiliation during social conflict in
541 pigs. *PLoS One* 9, e113502.

542 Clouard, C., Resmond, R., Prunier, A., Tallet, C., Merlot, E., 2022. Exploration of early social behaviors and social styles in
543 relation to individual characteristics in suckling piglets. *Sci. Rep.* 12, 2318.

544 Costantini, D., Marasco, V., Møller, A.P., 2011. A meta-analysis of glucocorticoids as modulators of oxidative stress in
545 vertebrates. *Journal of Comparative Physiology B* 181, 447-456.

546 Dhabhar, F.S., Miller, A.H., McEwen, B.S., Spencer, R.L., 1995. Effects of stress on immune cell distribution. Dynamics and
547 hormonal mechanisms. *The Journal of Immunology* 154, 5511-5527.

548 Donaldson, T.M., Newberry, R.C., Špinková, M., Cloutier, S., 2002. Effects of early play experience on play behaviour of piglets
549 after weaning. *Appl. Anim. Behav. Sci.* 79, 221-231.

550 Erhard, H.W., Mendl, M., Ashley, D.D., 1997. Individual aggressiveness of pigs can be measured and used to reduce aggression
551 after mixing. *Appl. Anim. Behav. Sci.* 54, 137-151.

552 Forkman, B., Furuhaug, I.L., Jensen, P., 1995. Personality, coping patterns and aggression in piglets. *Appl. Anim. Behav. Sci.* 45,
553 31-42.

554 Heegaard, P.M.H., Klausen, J., Nielsen, J.P., González-Ramón, N., Piñeiro, M., Lampreave, F., Alava, M.A., 1998. The Porcine
555 Acute Phase Response to Infection with *Actinobacillus pleuropneumoniae*. Haptoglobin, C-Reactive Protein, Major Acute
556 Phase Protein and Serum Amyloid A Protein Are Sensitive Indicators of Infection. *Comparative Biochemistry and
557 Physiology Part B: Biochemistry and Molecular Biology* 119, 365-373.

558 Hennessy, M.B., Deak, T., Schiml, P.A., 2014. Sociality and sickness: Have cytokines evolved to serve social functions beyond
559 times of pathogen exposure? *Brain, Behavior, and Immunity* 37, 15-20.

560 Hjarvard, B.M., Larsen, O.N., Juul-Madsen, H.R., Jorgensen, E., Jensen, K.H., 2009. Social Rank Influences the Distribution of
561 Blood Leukocyte Subsets in Female Growing Pigs. *Scand. J. Lab. Anim. Sci.* 36, 309-320.

562 Horback, K., 2014. Nosing around: Play in pigs. *Anim. Behav. Cogn.* 1, 186-196.

563 Husson, F., Josse, J., Le, S., Mazet, J., 2020. Package FactoMineR for R: Multivariate exploratory data analysis and data mining.

564 Insel, T.R., Winslow, J.T., 1998. Serotonin and neuropeptides in affiliative behaviors. *Biol. Psychiatry* 44, 207-219.

565 Kassambara, A., Mundt, F., 2020. Package factoextra for R: Extract and visualize the results of multivariate data analyses. .

566 Le Floc'h, N., Gondret, F., Resmond, R., 2021. Identification of blood immune and metabolic indicators explaining the variability
567 of growth of pigs under contrasted sanitary conditions. *BMC Veterinary Research* 17, 166.

568 Lê, S., Josse, J., Husson, F., 2008. FactoMineR: A R package for multivariate analysis. *J. Stat. Softw.* 25, 1-18.

569 Meese, G.B., Ewbank, R., 1973. The establishment and nature of the dominance hierarchy in the domesticated pig. *Anim. Behav.*
570 21, 326-334.

571 Melotti, L., Oostindjer, M., Bolhuis, J.E., Held, S., Mendl, M., 2011. Coping personality type and environmental enrichment
572 affect aggression at weaning in pigs. *Appl. Anim. Behav. Sci.* 133, 144-153.

573 Metz, J.H., Gonyou, H.W., 1990. Effect of age and housing conditions on the behavioural and haemolytic reaction of piglets to
574 weaning. *Appl. Anim. Behav. Sci.* 27, 299-309.

575 Montagne, L., Gilbert, H., Muller, N., Le Floc'h, N., 2022. Physiological response to the weaning in two pig lines divergently
576 selected for residual feed intake. *J. Anim. Physiol. Anim. Nutr.* 106, 802-812.

577 Newberry, R.C., Woodgush, D.G.M., Hall, J.W., 1988. Playful behavior of piglets. *Behav. Processes* 17, 205-216.

578 Oostindjer, M., van den Brand, H., Kemp, B., Bolhuis, J.E., 2011. Effects of environmental enrichment and loose housing of
579 lactating sows on piglet behaviour before and after weaning. *Appl. Anim. Behav. Sci.* 134, 31-41.

580 Poletto, R., Meisel, R.L., Richert, B.T., Cheng, H.W., Marchant-Forde, J.N., 2010. Behavior and peripheral amine concentrations
581 in relation to ractopamine feeding, sex, and social rank of finishing pigs. *J. Anim. Sci.* 88, 1184-1194.

582 Pomorska-Mól, M., Markowska-Daniel, I., Pejsak, Z., 2012. Acute phase protein response during subclinical infection of pigs
583 with H1N1 swine influenza virus. *Veterinary Microbiology* 159, 499-503.

584 Puppe, B., Tuchscherer, M., Tuchscherer, A., 1997. The effect of housing conditions and social environment immediately after
585 weaning on the agonistic behaviour, neutrophil/lymphocyte ratio, and plasma glucose level in pigs. *Livest. Prod. Sci.* 48,
586 157-164.

587 Rius, M.M., Cozzi, A., Bienboire-Frosini, C., Teruel, E., Chabaud, C., Monneret, P., Leclercq, J., Lafont-Lecuelle, C., Pageat, P.,
588 2018. Selection of putative indicators of positive emotions triggered by object and social play in mini-pigs. *Appl. Anim.*
589 *Behav. Sci.* 202, 13-19.

590 Rosado, B., Garcia-Belenguier, S., Leon, M., Chacon, G., Villegas, A., Palacio, J., 2010. Blood concentrations of serotonin,
591 cortisol and dehydroepiandrosterone in aggressive dogs. *Appl. Anim. Behav. Sci.* 123, 124-130.

592 Rydhmer, L., Zamaratskaia, G., Andersson, H.K., Algers, B., Guillemet, R., Lundstrom, K., 2006. Aggressive and sexual
593 behaviour of growing and finishing pigs reared in groups, without castration. *Acta Agric. Scand. Sect. A-Anim. Sci.* 56,
594 109-119.

595 Sauerwein, H., Schmitz, S., Hiss, S., 2007. Effects of a dietary application of a yeast cell wall extract on innate and acquired
596 immunity, on oxidative status and growth performance in weanling piglets and on the ileal epithelium in fattened pigs. *J.*
597 *Anim. Physiol. Anim. Nutr.* 91, 369-380.

598 Scheffler, K., Stamer, E., Traulsen, I., Krieter, J., 2016. Relationship between behavioural tests and agonistic interactions at
599 different age levels in pigs. *Appl. Anim. Behav. Sci.* 177, 19-24.

600 Stefanski, V., 2000. Social stress in laboratory rats: hormonal responses and immune cell distribution. *Psychoneuroendocrino.* 25,
601 389-406.

602 Sutherland, M.A., Krebs, N., Smith, J.S., Dailey, J.W., Carroll, J.A., McGlone, J.J., 2009. The effect of three space allowances on
603 the physiology and behavior of weaned pigs during transportation. *Livestock Science* 126, 183-188.

604 Team, R.C., 2020. R: A language and environment for statistical computing R Foundation for Statistical Computing, Vienna,
605 Austria.

606 Ursinus, W.W., Van Reenen, C.G., Reimert, I., Bolhuis, J.E., 2014. Tail biting in pigs: Blood serotonin and fearfulness as pieces
607 of the puzzle? *PLoS One* 9, e107040.

608 Urso, M.L., Clarkson, P.M., 2003. Oxidative stress, exercise, and antioxidant supplementation. *Toxicology* 189, 41-54.

609 Uvnas-Moberg, K., 1998. Oxytocin may mediate the benefits of positive social interaction and emotions. *Psychoneuroendocrino.*
610 23, 819-835.

611 Weary, D.M., Jasper, J., Hötzel, M.J., 2008. Understanding weaning distress. *Appl. Anim. Behav. Sci.* 110, 24-41.

612 Weller, J.E., Camerlink, I., Turner, S.P., Farish, M., Arnott, G., 2019. Socialisation and its effect on play behaviour and
613 aggression in the domestic pig (*Sus scrofa*). *Sci. Rep.* 9.

614 Wickham, H., Chang, W., Henry, L., Pedersen, T.L., Takahashi, K., Wilke, C., Woo, K., Yutani, H., Dunnington, D., 2020.
615 Package ggplot2 for R: Create elegant data visualisations using the grammar of graphics.

- 616 Widowski, T.M., Torrey, S., Bench, C.J., Gonyou, H.W., 2008. Development of ingestive behaviour and the relationship to belly
617 nosing in early-weaned piglets. *Appl. Anim. Behav. Sci.* 110, 109-127.
- 618 Worobec, E.K., Duncan, I.J.H., Widowski, T.M., 1999. The effects of weaning at 7, 14 and 28 days on piglet behaviour. *Appl.*
619 *Anim. Behav. Sci.* 62, 173-182.

620