



HAL
open science

Evaluation of the antibacterial and anti-inflammatory effects of Thymus Capitatus essential oil against subclinical mastitisI

Ralph Nehme, Élise Vanbergue, Sergine Even, Hanen Falleh, Riadh Ksouri, Said Bouhallab, Lucie Rault, Latifa Abdennebi-Najar

► To cite this version:

Ralph Nehme, Élise Vanbergue, Sergine Even, Hanen Falleh, Riadh Ksouri, et al.. Evaluation of the antibacterial and anti-inflammatory effects of Thymus Capitatus essential oil against subclinical mastitisI. 4èmes rencontres internationales Lait, vecteur de développement, Mar 2023, Tunis., Tunisia. , 2023. <hal-04032406>

HAL Id: hal-04032406

<https://hal.inrae.fr/hal-04032406v1>

Submitted on 16 Mar 2023

HAL is a multi-disciplinary open access archive for the deposit and dissemination of scientific research documents, whether they are published or not. The documents may come from teaching and research institutions in France or abroad, or from public or private research centers.

L'archive ouverte pluridisciplinaire HAL, est destinée au dépôt et à la diffusion de documents scientifiques de niveau recherche, publiés ou non, émanant des établissements d'enseignement et de recherche français ou étrangers, des laboratoires publics ou privés.



Distributed under a Creative Commons CC BY-NC-ND 4.0 - Attribution - Non-commercial use - No Derivative Works - International License

Evaluation of the antibacterial and anti-inflammatory effects of *Thymus Capitatus* against subclinical mastitis



CONTEXTE

Subclinical mastitis (SM) is a major economic problem for farmers. It's usually treated with antibiotics that represent a major environmental problem:

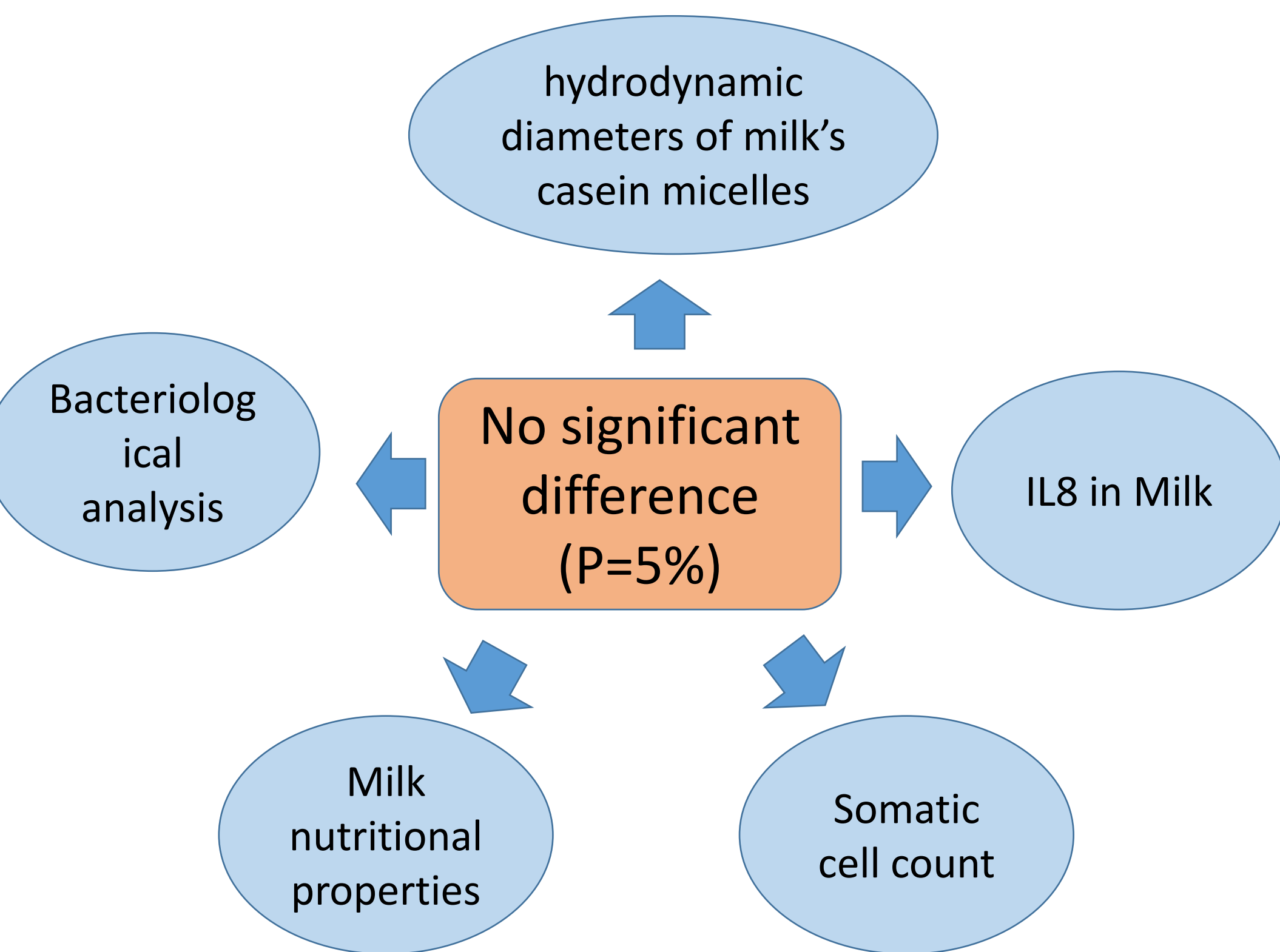
- Decrease the milk production;
- Impact on cows fertility;
- Increase the antibiotic resistance.

STRATEGIE

Essential oils (EO) could be a good strategy to treat subclinical mastitis :

- *Ex vivo* study: Study the anti-inflammatory effects of TC + its major components C (Carvacrol) and T (γ Terpinene) on cow's PBMC
- *In vivo* study: Application of *Thymus Capitatus* EO (TCEO) on affected quarters of cows with SM;
- Study the evolution of SM + milk properties

RESULTATS *In vivo* study



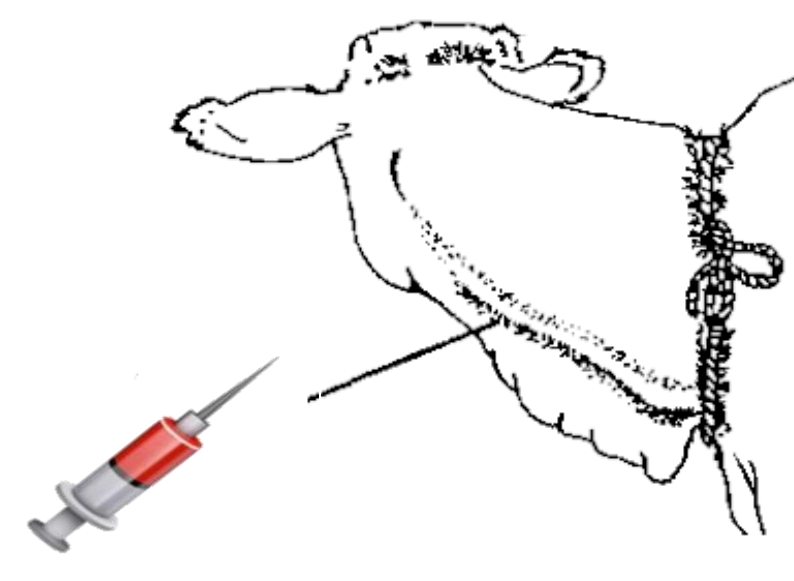
CONCLUSION +

The anti-inflammatory and anti-bacterial effects of TCEO highlighted in the *In vitro* and *ex vivo* studies were not followed by the same effects in the *in vivo* study against mastitis

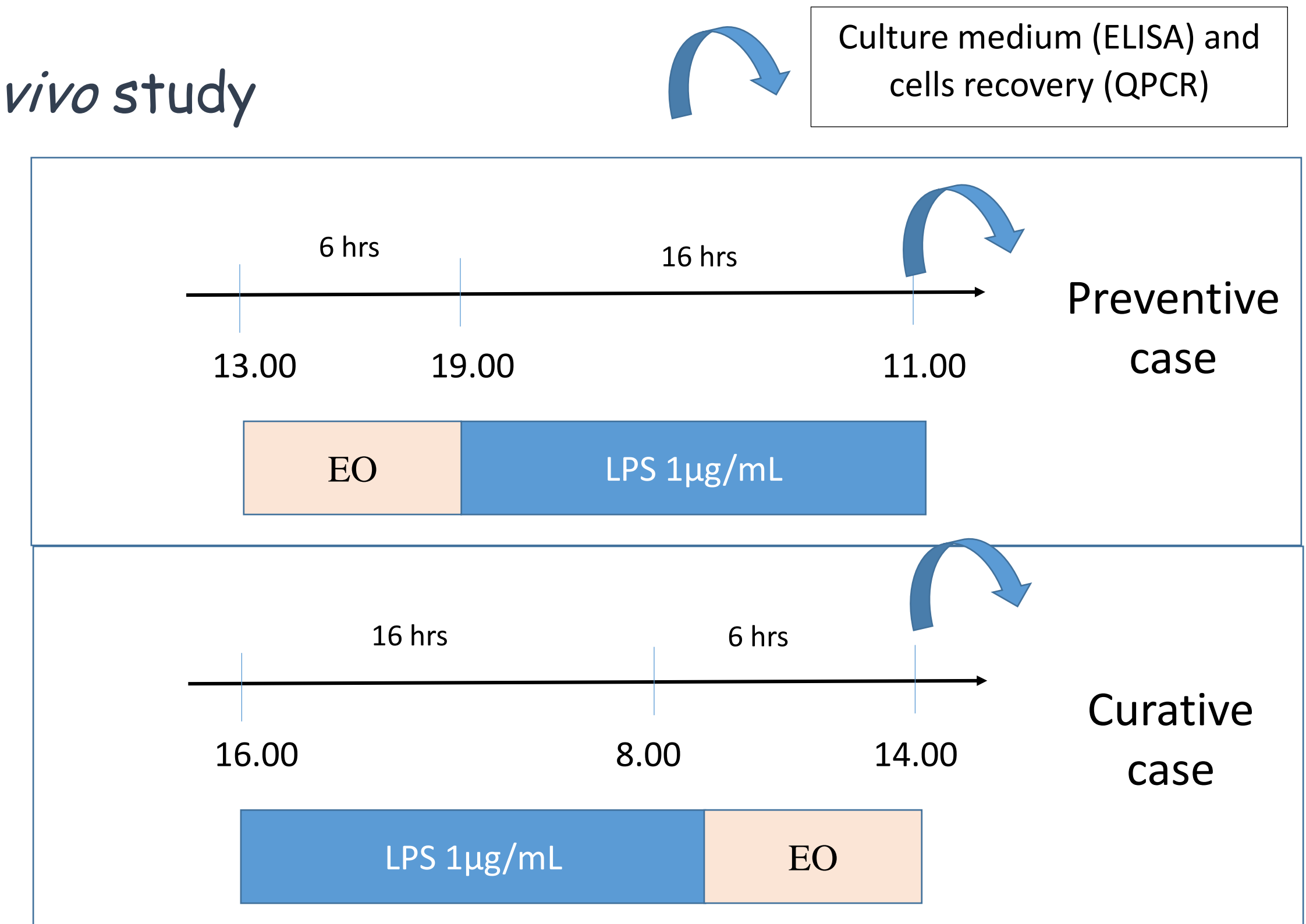
→ Exploration the effects of EO on subclinical mastitis via other routes of administration

MATERIALS AND METHODS

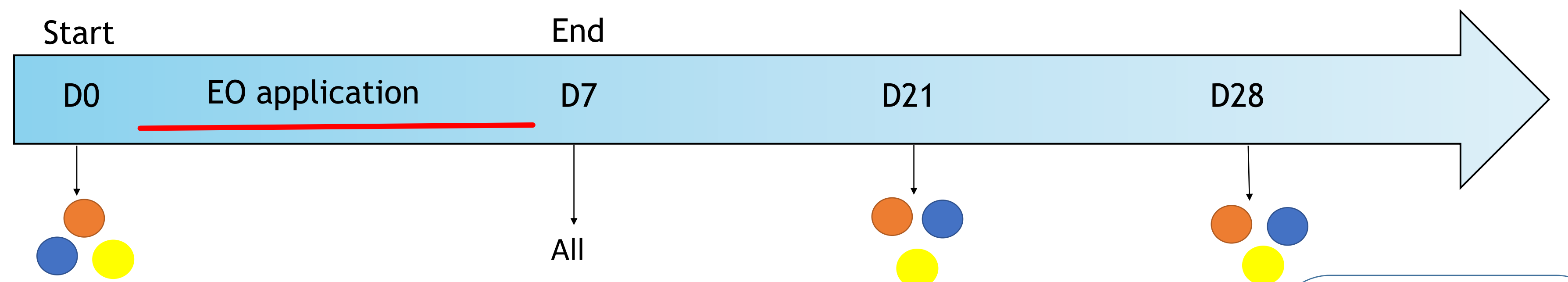
Ex vivo study



Fresh blood from jugular vein + PBMC isolation using Ficoll® Paque Plus



In vivo study



- Sensory and Technological analysis (zetasizer) ●
- Ohmic studies (Skin and milk microbiota) ●
- Marker of Inflammation (IL8 in milk using ELISA) ●
- Microbiological analysis ●
- Somatic cell counts : flow cytometer (2 times per week)

Scan here for more information




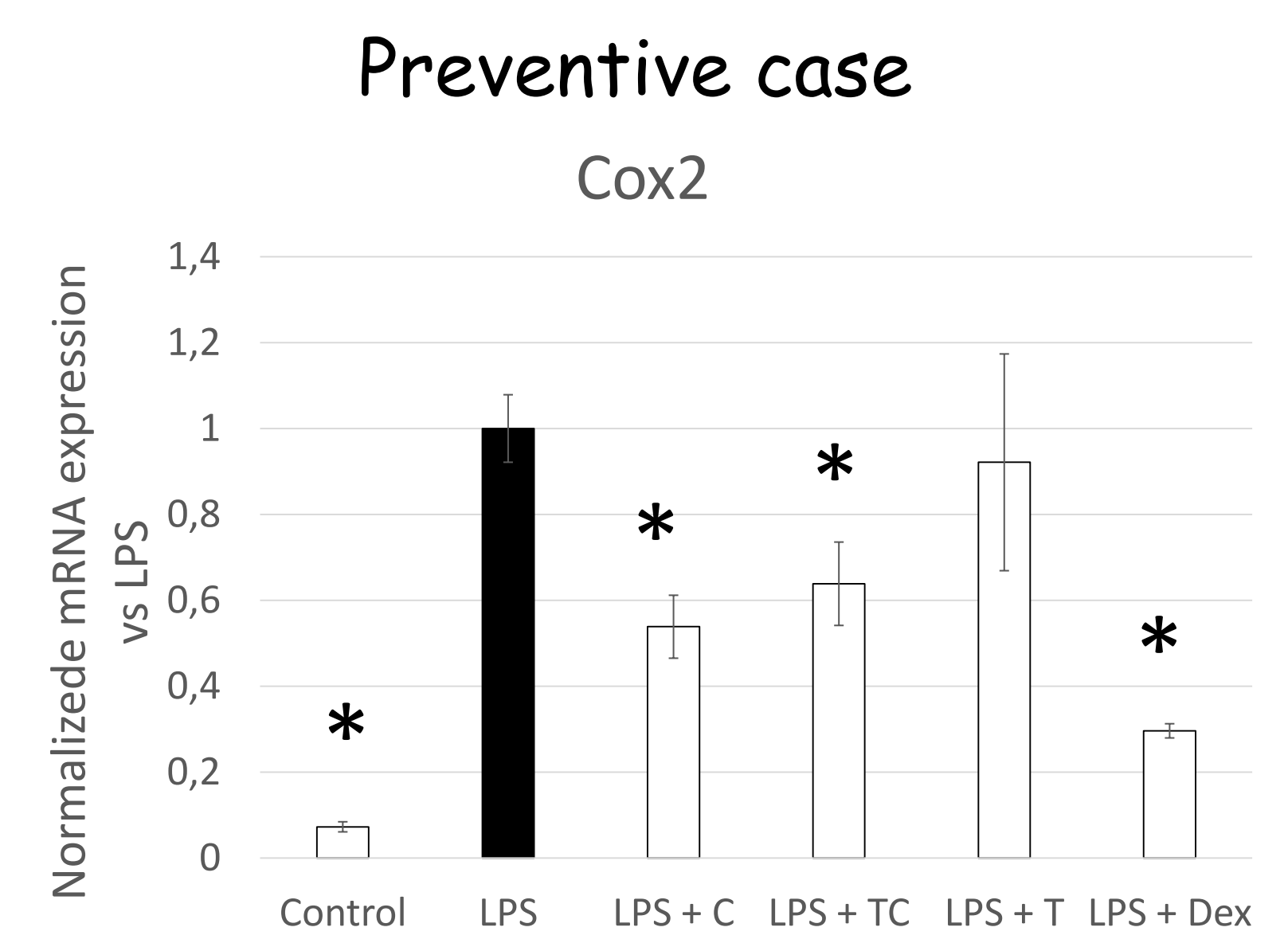
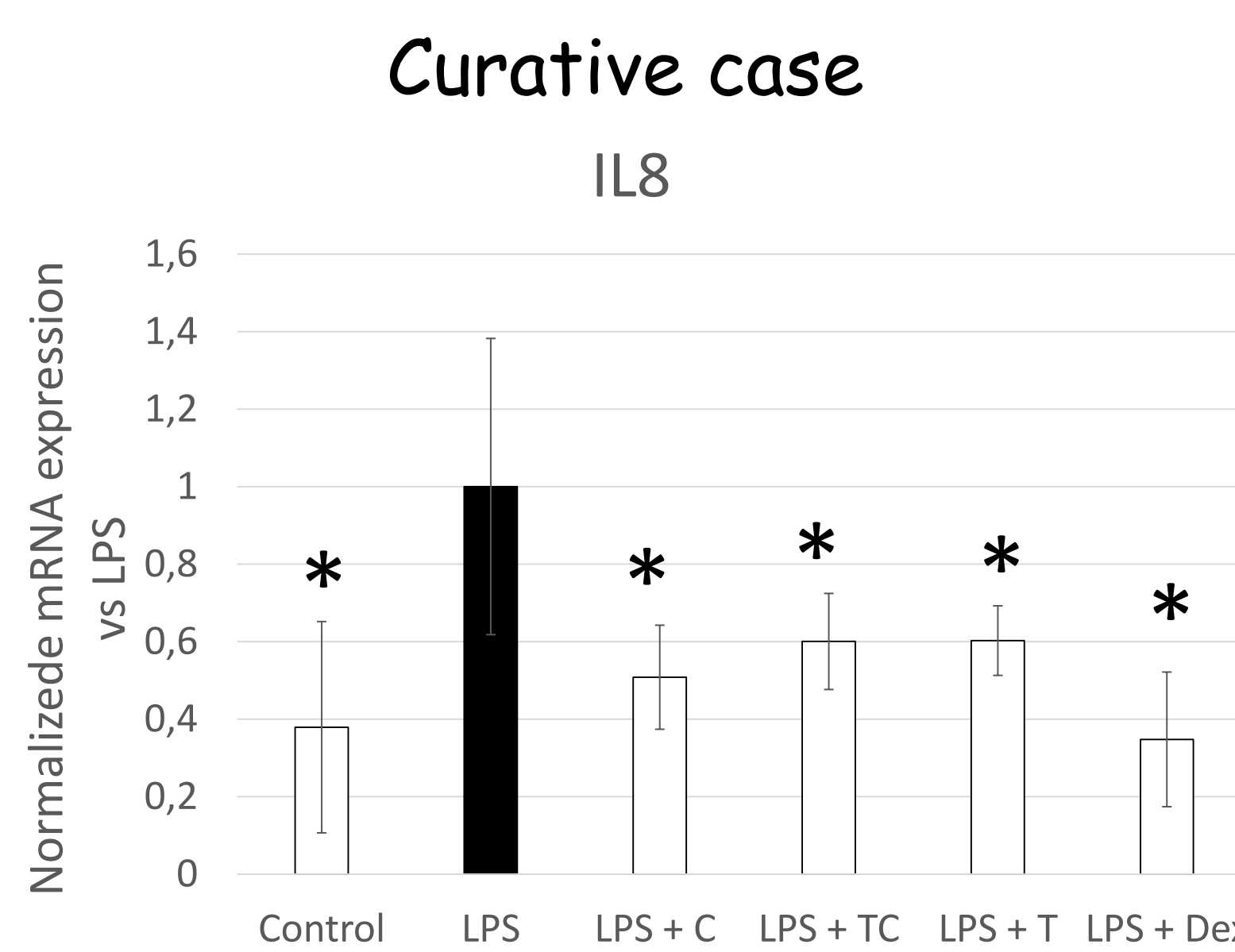


12 Holstein cows with SM : 6 control (C) and 6 treated (T)

Protocol : Application of TCEO (10%) on infected quarters during 7 days 2 times per day

RESULTATS *Ex vivo* study

TCEO, T and C decrease the expression of some inflammatory genes as COX2, IL6 and TNF α in the curative and preventive cases as the dexamethasone (Dex; positif control).



Nehme R.¹, Vanbergue E., Bouhallab S., Even S., Falleh H., Ksouri R., Rault L., Abdennebi-Najar L.

1: Corresponding author: ralph.nehme@idele.fr