



HAL
open science

The Limits of Evolutionary Convergence in Sympatry: Reproductive Interference and Historical Constraints Leading to Local Diversity in Warning Traits

Ludovic Maisonneuve, Marianne Elias, Charline Smadi, Violaine Llaurens

► **To cite this version:**

Ludovic Maisonneuve, Marianne Elias, Charline Smadi, Violaine Llaurens. The Limits of Evolutionary Convergence in Sympatry: Reproductive Interference and Historical Constraints Leading to Local Diversity in Warning Traits. *The American Naturalist*, 2023, 201 (5), pp.1-40. 10.1086/723625 . hal-04073974

HAL Id: hal-04073974

<https://hal.inrae.fr/hal-04073974v1>

Submitted on 16 Nov 2023

HAL is a multi-disciplinary open access archive for the deposit and dissemination of scientific research documents, whether they are published or not. The documents may come from teaching and research institutions in France or abroad, or from public or private research centers.

L'archive ouverte pluridisciplinaire **HAL**, est destinée au dépôt et à la diffusion de documents scientifiques de niveau recherche, publiés ou non, émanant des établissements d'enseignement et de recherche français ou étrangers, des laboratoires publics ou privés.



Distributed under a Creative Commons Attribution - NonCommercial 4.0 International License

The limits of evolutionary convergence in sympatry:
reproductive interference and historical constraints leading
to local diversity in warning traits

Ludovic Maisonneuve^{1,*}

Marianne Elias¹

Charline Smadi²

Violaine Llaurens¹

1. Institut de Systématique, Evolution, Biodiversité (ISYEB), Muséum national d'Histoire naturelle, CNRS, Sorbonne Université, EPHE, Université des Antilles CP 50, 57 rue Cuvier, 75005 Paris, France;

2. Univ. Grenoble Alpes, INRAE, LESSEM, F-38402 St-Martin-d'Hères, France and Univ. Grenoble Alpes, CNRS, Institut Fourier, 38610 Gières, France;

* Corresponding author; e-mail: ludovic.maisonneuve.2015@polytechnique.org.

Keywords: Mimicry, Heterospecific mating, Evolutionary Divergence, Imperfect mimicry, Quantitative genetics, Phylogenetic signal.

Abstract

Mutualistic interactions between defended species represent a striking case of evolutionary convergence in sympatry, driven by the increased protection against predators brought by mimicry in warning traits. However, such convergence is often limited: sympatric defended species frequently display different or imperfectly similar warning traits. The phylogenetic distance between sympatric species may indeed prevent evolution towards the exact same signal. Moreover, warning traits are also involved in mate recognition, so that trait convergence might result in heterospecific courtship and mating. Here, we develop a mathematical model to investigate the strength and direction of evolution of warning trait in defended species with different ancestral traits. Specifically, we determine the effect of phenotypic distances between ancestral trait states of sympatric defended species and of costs of heterospecific sexual interactions on imperfect mimicry and trait divergence. Our analytical results confirm that reproductive interference and historical constraints limit the convergence of warning traits, leading to either complete divergence, or imperfect mimicry. Our model reveals that imperfect mimicry evolves only when ancestral trait values differ between species due to historical constraints and highlights the importance of female and predator discriminations in the evolution of such imperfect mimicry. Our study thus provides new predictions on how reproductive interference interacts with historical constraints and may promote the emergence of novel warning traits, enhancing mimetic diversity.

Introduction

Mutualistic interactions frequently drive convergent evolution of different traits in sympatric species. For example, avian vocal resemblance has been suggested to allow the formation of mixed-species flocks where all individuals from the different species may benefit from a reduced predation risk and an increase of their foraging (Goodale and Kotagama, 2006); likewise trait similarity between sympatric species may promote pollinator attraction in nectar-rewarding flowers (Benitez-Vieyra et al., 2007; Schemske, 1981). In aposematic species, warning traits are associated with defenses against predators, such as venom or disgusting taste. Because predators eventually learn such associations, convergence in warning trait among defended species facing similar communities of predators is often observed (Müllerian mimicry, see Sherratt (2008) for a review). Mimicry is certainly the best documented case of mutualistic interactions driving trait evolution in sympatric species and is observed in a wide range of organisms including plants (Lev-Yadun, 2009), mollusks (Cortesi and Cheney, 2010), vertebrates (Sanders et al., 2006; Springer and Smith-Vaniz, 1972) and insects (Mallet and Gilbert Jr., 1995). Field experiments report the intense selection exerted by predators favoring warning trait convergence in sympatry (Arias et al., 2016; Benson, 1972; Chouteau et al., 2016; Kapan, 2001; Mallet and Barton, 1989). Surprisingly, despite such intense selection, many sympatric defended species exhibit only imperfect resemblance (*e.g.* (Savage and Slowinski, 1992)) or even different warning traits (*e.g.* (Beccaloni, 1997)) (Briolat et al., 2019).

The level of trait convergence between sympatric species may vary depending on their level of phylogenetic relatedness. For instance, the significant phylogenetic signal observed on the warning trait of mimetic butterflies of the tribe Ithomiini (Chazot et al., 2014; Elias et al., 2008) suggests that historical constraints may limit the convergent evolution of warning traits. Such historical constraints are expected to be more different between distantly related species than closely-related ones, because closely-related species are expected to share similar ancestral trait values. These historical constraints may also imply differences between clades in both (1) the

developmental pathway involved in the variation of warning traits or (2) the selective trade-offs between warning signals and other traits. For example, evolutionary history of different species influences their diet and since diet can influence the warning trait (Grill and Moore, 1998; Ojala et al., 2007), this may lead to different species-specific trade-offs limiting convergence between defended species. Historical constraints thus not only determine ancestral trait values, but also the evolvability of the traits in different species. Theoretical studies suggest that ancestral trait states may play a key role in the evolution of warning traits, because the convergence of trait can be facilitated by an initial resemblance between species (Balogh and Leimar, 2005; Franks and Noble, 2004; Franks and Sherratt, 2007). The initial resemblance between species, in the eyes of predators, depends on predator discrimination capacities, that then determines the strength of selection promoting convergence of warning traits. Other theoretical studies highlight that the level of standing genetic and phenotypic variance within species strongly influences convergence between species (Ruxton et al., 2008). The balance between (1) the shared predation pressure faced by individuals from different sympatric species and (2) the historical constraints within each species may thus strongly shape the level of evolutionary convergence in warning traits. This balance may also modify the direction of evolution of traits within the different defended species living in sympatry. While convergence (Sherratt, 2008) usually assumes a joint evolution of traits in several sympatric species toward resemblance (e.g. Flanagan et al. (2004); Symula et al. (2001)), resemblance might also emerge from advergence, whereby trait evolution occurs in a given species (*i.e.* the 'mimic' species), leading to high similarity to the ancestral trait displayed in another species (*i.e.* the 'model' species) (see (Dalziell and Welbergen, 2016) for the terminology).

Moreover, the convergence of warning traits in different species may entail costs due to behavioral interference, thereby limiting positive selection on trait resemblance. Warning traits are indeed frequently involved in species recognition (Jiggins et al., 2001; Kronforst et al., 2006; Merrill et al., 2014; Naisbit et al., 2001), leading to increased risk of confusion in mimetic species during sexual interactions. Such risk might be even higher between closely-related species, which are more likely to share multiple similar traits because of common ancestry. Species sharing sim-

ilar warning traits may thus be exposed to substantial reproductive interference incurring fitness costs during mate acquisition due to interspecific interactions, including heterospecific courtship and mating as well as heterospecific male rivalry (Gröning and Hochkirch, 2008). Empirical examples of such reproductive interferences in Müllerian mimetic systems have been reported in the literature (Estrada and Jiggins, 2008; Vasconcellos-Neto and Brown, 1982). However, empirical studies precisely estimating the level of reproductive interference in sympatric species are scarce. Pheromone differences between mimetic species have been documented to limit the rate of erroneous mating (see Darragh et al. (2017); González-Rojas et al. (2020) for empirical examples in *Heliconius* butterflies). However, the pheromones of day-flying butterflies usually act as short-distance cues that may be perceived only during courtship (Mérot et al., 2015). Females deceived by the color pattern of the heterospecific males may have already spent time and energy or may need to deploy substantial efforts to avoid heterospecific mating. Therefore, females may still suffer from costs associated to reproductive interference, even if females refuse mating with heterospecific males. When females are courted by heterospecific males displaying their preferred cue before being rejected, this also results in increased costs associated with mate searching in males (*i.e.* signal jamming in (Gröning and Hochkirch, 2008)).

Reproductive interference can generate reproductive character displacement (Gröning and Hochkirch, 2008; Kyogoku, 2015), whereby reproductive traits are more dissimilar between species in sympatric than in allopatric populations (Brown and Wilson, 1956). Such reproductive character displacement may thus impair convergence driven by mutualistic interactions. Theoretical studies have investigated how the evolution of female preferences may promote reproductive character displacement in males (McPeck and Gavrilets, 2006; Yamaguchi and Iwasa, 2013): reproductive interference costs are predicted to favor divergence between female preference and trait displayed by heterospecifics, because this reduces mating attempts with heterospecifics, and therefore promotes the divergence of reproductive traits between conspecific and heterospecific males through sexual selection. Female discrimination then determines the level of divergence between female preference and trait displayed by heterospecifics necessary to limit the cost of

reproductive interference (McPeck and Gavrilets, 2006; Yamaguchi and Iwasa, 2013). Numerical simulations assuming two discrete warning traits and fixed warning trait-based assortative mating show that reproductive interference may impair the convergence of warning traits (Boussens-Dumon and Llaurens, 2021). Nevertheless, understanding the impact of reproductive interference on the evolution of warning trait requires to specifically explore the evolution of female preference towards this trait. Moreover, the outcomes of these antagonistic selective forces might range from trait divergence to full convergence, through limited convergence and cannot be investigated in models assuming only discrete and well-differentiated warning traits, calling for a theoretical framework providing general expectations on the gradual evolution of convergent traits.

Here, we thus investigate the selective pressure limiting the convergence of traits involved in mimetic interactions, by building a mathematical model that describes the evolution of quantitative traits in two sympatric species engaged in mimetic interaction. We specifically study the evolution of (1) the quantitative trait t involved in mimetic interaction, displayed in both males and females and (2) the preference p , which value indicates the male trait value preferred by the female. We assume that individuals from different species gain protection from predators, by sharing similar warning trait values with other defended individuals living in the same environment, whatever species they belong to. However, trait similarity between species generates fitness costs for females *via* reproductive interference (McPeck and Gavrilets, 2006; Yamaguchi and Iwasa, 2013). We neglect fitness costs of reproductive interference acting on males (McPeck and Gavrilets, 2006; Yamaguchi and Iwasa, 2013), reflecting the asymmetrical investment in reproduction between sexes observed in numerous species (Trivers, 2017). We assume that a parameter c_{RI} modulates the strength of reproductive interference. The strength of reproductive interference depends on the degree of similarity between species. Because the selective forces acting on warning traits strongly depend on the sensitivity of both females and predators, we test the effect of their discrimination capacity on convergent evolution. We then investigate the interactions between these opposed selective forces with the effect of historical constraints, re-

flecting evolutionary history, by assuming different ancestral trait values in the two interacting species, as well as stabilizing selection promoting these ancestral values within each species. Using weak selection approximation (Barton and Turelli, 1991; Kirkpatrick et al., 2002), we obtain equations describing the evolution of the mean trait and mean preference values in both species. We then use analytical results and numerical analyses to investigate the effect of reproductive interference on the convergence of trait, depending on different ecological factors.

Methods

We consider two sympatric species, called species 1 and 2. In species i for $i \in \{1, 2\}$, males and females display a warning trait t_i . We assume that only females express a mating preference for males. The value of female preference p_i indicates the value in male trait triggering the highest attraction of the female. We investigate the evolution of the warning trait and preference within each species, influenced by both natural selection and mate choice.

Model structure

We assume constant population size in the two species and balanced sex ratio. We consider discrete and non-overlapping generations. The offspring in each new generation are produced by sexual reproduction between males and females from the previous generation, following a Wright-Fisher Model (Fisher, 1930; Wright, 1931). Following the framework from Barton and Turelli (1991); Kirkpatrick et al. (2002), in species i for $i \in \{1, 2\}$, we assume that the distribution of traits in the offspring depend on the so-called group absolute fitness $W^i(t_m, t_f, p_f)$ of the parental generation. This absolute group fitness accounts for the trait values displayed by the males (t_m) and the females (t_f), as well as on the preference of the females (p_f) producing the offspring generation. This group absolute fitness W^i thus describes the effect of selection acting on viability and fecundity, as well as the sexual selection due to mate preference, on the evolution of trait and preference in the population, as detailed below.

Life cycle

Because warning traits are involved in survival and mate choice, the group absolute fitness is a function of male and female traits and female preference. Following [Pomiankowski and Iwasa \(1993\)](#) (see Equation A1), the group absolute fitness associated with each pair is assumed to be given by the product of different fitness terms and of one term describing mate preference. For $i \in \{1, 2\}$, the group absolute fitness associated with a pair consisting of a male with trait t_m and a female with trait t_f and preference p_f is assumed to be given by:

$$W^i(t_m, t_f, p_f) = W_r^i(t_m, p_f) W_h^i(t_m) W_h^i(t_f) W_{pred}^i(t_m) W_{pred}^i(t_f) W_{RI}^i(p_f), \quad (1)$$

where W_r^i , W_h^i , W_{pred}^i and W_{RI}^i describes respectively the action of mate preference, historical constraints, predation and reproduction.

Mate preference

In each species $i \in \{1, 2\}$, the contribution to the next generation of a mating between a male with trait t_i and a female with preference p_i due to mate preference is assumed to be given by

$$W_r^i(t, p) = \exp[-a_i(p_i - t_i)^2], \quad (2)$$

where female discrimination $a_i > 0$, assumed constant among conspecific females, quantifies how much females of species i reject males with a non-preferred trait value.

Ancestral trait value

Phenotypic evolution in both species away from their ancestral trait is limited by historical constraints, specific to each species. The phenotypic evolution thus strongly depends on ancestral trait values in both species t_{a1}, t_{a2} , as well as on the stabilizing selection promoting this ancestral trait value t_{ai} within each species. The strength of the stabilizing selection within each species i depends on the coefficient s_i . The fitness component due to historical constraints is thus as-

sumed to be given by:

$$W_h^i(t_i) = \exp[-s_i(t_i - t_{ai})^2]. \quad (3)$$

Predation depending on the level of mimicry of trait t .

Within each species, the evolution of the trait t , expressed by males and females from a species, is strongly influenced by the trait displayed in the other species. Müllerian mimicry indeed generates positive density-dependent selection (Benson, 1972; Chouteau et al., 2016; Mallet and Barton, 1989), due to predator learning. This density-dependence is non linear and is often modeled as an hyperbolic decrease in mortality (see (Joron and Iwasa, 2005; Llaurens et al., 2013) for example). The impact of predation on the fitness of an individual displaying the trait value t is assumed to be given by:

$$W_{pred}(t) = 1 - \frac{d}{\mathcal{D}(t)}, \quad (4)$$

where $d \in (0, 1)$ the basal predation rate, and $\mathcal{D}(t)$ is the level of protection of an individual with trait t increasing with the density of resembling individuals:

$$\mathcal{D}(t) = \sum_{i=1}^2 \overbrace{\int_{\tau} \lambda_i n_i f_i(\tau) \exp[-b(t - \tau)^2] d\tau}^{\text{protection gained by resemblance with individuals of species } i}, \quad (5)$$

where for each $i \in \{1, 2\}$, f_i is the distribution of traits, and n_i is the density of individuals, in species i . The density-dependence is modulated by the individual levels of defense λ_1 and λ_2 , assumed constant among individuals of species 1 and 2, respectively, shaping predator deterrence: the higher the defense, the quicker predators learn. The protection gained against predators then depends on the level of resemblance among defended prey, as perceived by predators, and on the number of individuals sharing similar trait values. Due to the positive density-dependent selection, $\lambda_i n_i$ is then the population defense level in species i . $\exp[-b(t - \tau)^2]$ describes how much predators perceive the trait values t and τ as similar. The predator discrimination coefficient b thus quantifies how much predators discriminate different trait values.

Cost induced by reproductive interference.

Because heterospecific males may resemble conspecific males, females will suffer from reproductive interference generated by erroneous mating attempts with heterospecific males (see (Gröning and Hochkirch, 2008) for a review of reproductive interference costs). The risk of heterospecific mating depends on the relative densities of heterospecific and conspecific males. We assume a balanced sex-ratio within each species *i.e.* the density of males in species i is $n_i/2$, for $i \in \{1, 2\}$. However, we also consider the capacity of females to recognize conspecific males using alternative cues (pheromones for example). In the model, the investment of females in interspecific mating interaction is captured by the strength of reproductive interference $c_{RI} \in [0, 1]$. This cost of reproductive interference incurred to females can be reduced when female choice is also based on alternative cues differing between mimetic species. Using Equation (1b) in (Yamaguchi and Iwasa, 2013) the fitness of a female of species $i \in \{1, 2\}$ with preference p_i is modulated by:

$$W_{RI}^i(p_i) = \frac{\int_t \overbrace{\frac{n_i}{n_i + n_j} f_i(t)}^{\text{probability of encountering a conspecific male with trait } t} \overbrace{\exp[-a_i(p_i - t)^2]}^{\text{probability of accepting a conspecific male with trait } t} dt}{\int_t \frac{n_i}{n_i + n_j} f_i(t) \exp[-a_i(p_i - t)^2] dt + \int_t \underbrace{\frac{n_j}{n_i + n_j} f_j(t)}_{\text{probability of encountering an heterospecific male with trait } t} \underbrace{c_{RI} \exp[-a_i(p_i - t)^2]}_{\text{probability of accepting an heterospecific male with trait } t} dt}, \quad (6)$$

with $j \in \{1, 2\}$ with $j \neq i$.

Approximation of the evolutionary dynamics.

We assume that in each species the trait and preference are quantitative traits, with an autosomal polygenic basis, and additive effects. We assume that male and female traits have the same genetic basis.

We assume weak natural and sexual selective pressures (Iwasa et al., 1991; Pomiankowski and

Iwasa, 1993) implying that the variance of trait and preference is small relative to the curvature of the fitness function in each species (see Supplement 1). Using the Price's theorem (see Rice (2004) for instance), we can approximate the change in the mean values of traits (\bar{t}_1, \bar{t}_2) and preferences (\bar{p}_1, \bar{p}_2) in both species, after the natural and sexual selection respectively, by:

$$\begin{pmatrix} \Delta \bar{t}_i \\ \Delta \bar{p}_i \end{pmatrix} = \frac{1}{2} \begin{pmatrix} G_{t_i} & C_{t_i p_i} \\ C_{t_i p_i} & G_{p_i} \end{pmatrix} \begin{pmatrix} \beta_{t_i} \\ \beta_{p_i} \end{pmatrix}, \quad (7)$$

where for $i \in \{1, 2\}$ G_{t_i} and G_{p_i} are the additive genetic variances of t_i and p_i and $C_{t_i p_i}$ is the additive genetic covariance between t_i and p_i . β_{t_i} and β_{p_i} describe the selective forces acting on the trait t_i and the preference p_i respectively and are given by:

$$\beta_{t_i} := \frac{\partial}{\partial t_m} \ln W^i(t_m, t_f, p_f) + \frac{\partial}{\partial t_f} \ln W^i(t_m, t_f, p_f) \Big|_{(t_m, t_f, p_f) = (\bar{t}, \bar{t}, \bar{p})}, \quad (8)$$

$$\beta_{p_i} := \frac{\partial}{\partial p_f} \ln W^i(t_m, t_f, p_f) \Big|_{(t_m, t_f, p_f) = (\bar{t}, \bar{t}, \bar{p})}. \quad (9)$$

Under a weak selection hypothesis, genetic correlations generated by selection and non-random mating quickly reach equilibrium (Nagylaki, 1993) and can thus be approximated by their equilibrium values.

Following (Iwasa et al., 1991), we assume that for each $i \in \{1, 2\}$, G_{t_i} and G_{p_i} are positive constants maintained by an equilibrium between selection and recurrent mutations. Under weak selection, for each $i \in \{1, 2\}$, the genetic covariance between t_i and p_i can be approximated by (see Supplement 4):

$$C_{t_i p_i} = a_i G_{t_i} G_{p_i}. \quad (10)$$

When the variance of trait and preference is small relative to the curvature of the fitness function, for each $i \in \{1, 2\}$, $C_{t_i p_i}$ is small in comparison with G_{t_i} and G_{p_i} , allowing us to approximate the change in the mean values of trait and preference in each species $i \in \{1, 2\}$ by:

$$\begin{pmatrix} \Delta \bar{t}_i \\ \Delta \bar{p}_i \end{pmatrix} = \frac{1}{2} \begin{pmatrix} G_{t_i} \beta_{t_i} \\ G_{p_i} \beta_{p_i} \end{pmatrix}. \quad (11)$$

Abbreviation	Description
\bar{t}_i/\bar{p}_i	Mean trait/preference value in species i
G_{t_i}/G_{p_i}	Genetic variance of trait t_i /preference p_i
$C_{t_i p_i}$	Genetic covariance between trait t_i and preference p_i
β_{t_i}/β_{p_i}	Selection coefficient on trait t_i /preference p_i
a_i	Female discrimination in species i
s_i	Strength of stabilizing selection due to historical constraints on trait t_i
t_{ai}	Ancestral trait in species i
d	Basal predation rate
b	Predator discrimination
n_i	Density of species i
λ_i	Individual defense level in species i
$\lambda_i n_i$	Population defense level in species i
c_{RI}	Strength of reproductive interference

Table 1: Description of variables and parameters used in the model. The subscript $i \in \{1,2\}$ denotes the identity of the species.

Using Equation (11) we derive $\bar{t}_1^*, \bar{t}_2^*, \bar{p}_1^*$ and \bar{p}_2^* the mean traits and preferences at equilibrium (see Supplements 5 & 6).

All variables and parameters used in the model are summed up in Table 1. The effect of different parameters on the evolutionary outcome are presented in Supplements 5.4 and 6.3.

Results

Evolution of the warning trait in a mimetic species in sympatry with a model species

To identify the general impact of the strength of reproductive interference c_{RI} on the phenotypic distance between the two species ($|\bar{t}_1^* - \bar{t}_2^*|$), we first look at the analytical resolution assuming that trait and preference are fixed in species 2 ($\bar{t}_2 = \bar{p}_2 = t_{a2}$) and weak female and predator discriminations ($a_1 = O(\varepsilon)$ and $b = O(\varepsilon)$) (see Supplement 5.2). This cover cases where species 2 is well defended and more abundant than species 1 ($n_2 \gg n_1$) as in classical *mimic/model* interactions between species.

Analytical expression of the mean trait and preference values.

Assuming weak female and predator discriminations, the mean trait and preference values both converge to the equilibrium values \bar{t}_1^* and \bar{p}_1^* with

$$\bar{t}_1^* = \frac{\frac{2bd\lambda_2 n_2}{(1+\lambda_1 n_1 + \lambda_2 n_2)^2} \bar{t}_2 + 2s_1 t_{a1} - a_1 c_{RI} \frac{n_2}{n_1} \bar{t}_2}{\frac{2bd\lambda_2 n_2}{(1+\lambda_1 n_1 + \lambda_2 n_2)^2} + 2s_1 - a_1 c_{RI} \frac{n_2}{n_1}}, \quad (12)$$

and

$$\bar{p}_1^* = \bar{t}_1^* + c_{RI} \frac{n_2}{n_1} (\bar{t}_1^* - \bar{t}_2), \quad (13)$$

when

$$a_1 \frac{n_2}{n_1} c_{RI} < \left(\frac{4bd\lambda_2 n_2}{(1 + \lambda_1 n_1 + \lambda_2 n_2)^2} + 4s_1 \right), \quad (14)$$

see Supplement 5.2.

These analytical expressions allow us to predict on the level of resemblance between the trait displayed in species 1 and the fixed trait exhibited in the *model* species 2 ($|\bar{t}_1^* - \bar{t}_2|$) and to study the impact of the different evolutionary forces on the advergence between *mimic* and *model*.

However, when (14) is not verified, the distances between mean trait and preference values in species 1 and \bar{t}_2 become very large (not of order 1), and mimicry does not emerge (see

Supplement 5.2).

Reproductive interference limits mimicry.

Selection exerted by predators favors the advergence of trait in species 1 toward the fixed trait value exhibited in the *model* species 2. When (14) is verified, the level of advergence toward \bar{t}_2 is given by:

$$|\bar{t}_1^* - \bar{t}_2^*| = \frac{2s_1}{\frac{2bd\lambda_2n_2}{(1+\lambda_1n_1+\lambda_2n_2)^2} + 2s_1 - a_1c_{RI}\frac{n_2}{n_1}} |t_{a1} - \bar{t}_2|. \quad (15)$$

Hence, if we assume no reproductive interference ($c_{RI} = 0$), we have $|\bar{t}_1^* - \bar{t}_2^*| < |t_a - \bar{t}_2|$, implying that the trait displayed in species 1 gets closer to the trait displayed in species 2. We then observe different evolutionary outcomes ranging from (a) *mimicry* to (b) *imperfect mimicry*, see Figures 1(a) and 1(b). Mimicry in species 1 becomes nearly perfect ($|\bar{t}_1^* - \bar{t}_2^*|$ close to zero) when the strength of selection due to predation ($2bd\lambda_2n_2/(1 + \lambda_1n_1 + \lambda_2n_2)^2$) is large enough, as compared to the historical constraints limiting the evolution of the trait in species 1 (s_1) (outcome (a) *mimicry* see Figure 1(a)).

However, assuming reproductive interference between females from species 1 and males from species 2 impairs advergence. When reproductive interference is non null but has a limited strength, satisfying Inequality (14), Equation (15) implies that $\partial|\bar{t}_1^* - \bar{t}_2^*|/\partial c_{RI} > 0$ (see Supplement 5.4.1). Reproductive interference thus increases the distance between the traits displayed in both species, leading to imperfect mimicry in species 1. Reproductive interference promotes the evolution of preference in the opposite direction of the trait displayed by heterospecific males (13). Because female preference generates sexual selection on male traits, reproductive interference promotes phenotypic divergence between both species (see Equation (13)). Thus reproductive interference limits Müllerian mimicry.

However, when the cost associated with reproductive interference crosses a threshold and (14) is verified, *i.e.* when

$$\frac{n_1}{a_1n_2} \frac{4bd\lambda_2n_2}{(1 + \lambda_1n_1 + \lambda_2n_2)^2} \leq c_{RI} < \frac{n_1}{a_1n_2} \left(\frac{4bd\lambda_2n_2}{(1 + \lambda_1n_1 + \lambda_1n_1)^2} + 4s_1 \right), \quad (16)$$

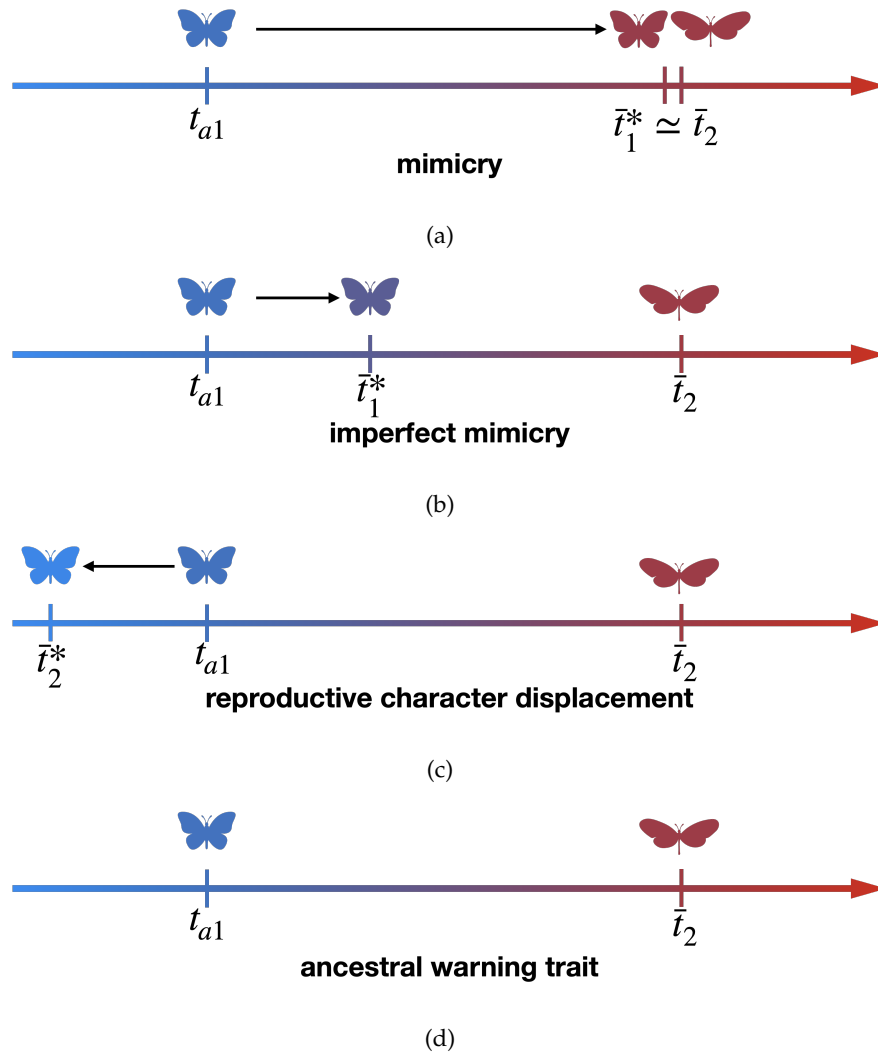


Figure 1: **Illustration of four approximate patterns referred in this paper:** (a) *mimicry*: the value of the trait in species 1 \bar{t}_1 becomes very close to the mean value displayed in species 2 \bar{t}_2 , (b) *imperfect mimicry*: the value of the trait in species 1 \bar{t}_1 gets closer but stays distant from the mean value displayed in species 2 \bar{t}_2 , (c) *warning trait displacement*: the value of the trait species 1 \bar{t}_1 diverges away from the mean value displayed in species 2 \bar{t}_2 , (d) *ancestral warning trait*: the value of the trait in species 1 \bar{t}_1 stays very close to the ancestral trait value t_{a1} .

then

$$|\bar{t}_1^* - \bar{t}_2^*| > |t_{a1} - \bar{t}_2|. \quad (17)$$

When assuming such an elevated cost of reproductive interference, imperfect mimicry is thus no

longer observed, and reproductive interference rather promotes warning trait displacement. The trait in species 1 diverges away from the trait displayed in species 2 \bar{t}_2 (see Figure 1(c) for an illustration).

When inequality (14) is not satisfied, the phenotypic distance between both species becomes very large. This very large divergence is biologically unrealistic but suggests that reproductive interference can promote phenotypic divergence between defended species living in sympatry. This unrealistic divergence stems from the weak female discrimination ($a_1 = O(\varepsilon)$) assumed: since females have low discrimination (because a_1 is low), females almost always accept heterospecific males, except when the difference between female preference in species 1 and the trait displayed in species 2 is very high. Reproductive interference promotes female preference that limits fitness costs due to reproductive interference, and therefore promotes a large distance between females preference value in species 1 and the value of the trait displayed in species 2. Relaxing the weak female and predator discriminations hypothesis, *i.e.* assuming that $a_1 = O(1)$ and $b = O(1)$, confirms that reproductive interference limits mimicry in species 1 (see Figure 2). However, in this case, when a strong divergence is favored, this divergence becomes high but stays of order $O(1)$. Indeed, as female discrimination is high, this divergence strongly reduces fitness cost due to reproductive interference. Therefore, stabilizing historical constraints on the trait becomes more important than reproductive interference, thereby preventing very large divergence. Figure 2 shows that numerical simulations with parameter values matching weak female and predator discriminations provide similar predictions as the analytical approximation obtained under the same hypotheses.

Historical constraints allow for the evolution of imperfect mimicry

Our previous results highlight that reproductive interference limits the convergence of warning traits. However, the effect of reproductive interference on trait divergence strongly depends on the historical constraints (s_1), generating a stabilizing selection promoting the ancestral trait value (t_{a1}). Strong historical constraints promote the display of the ancestral trait in both species (see

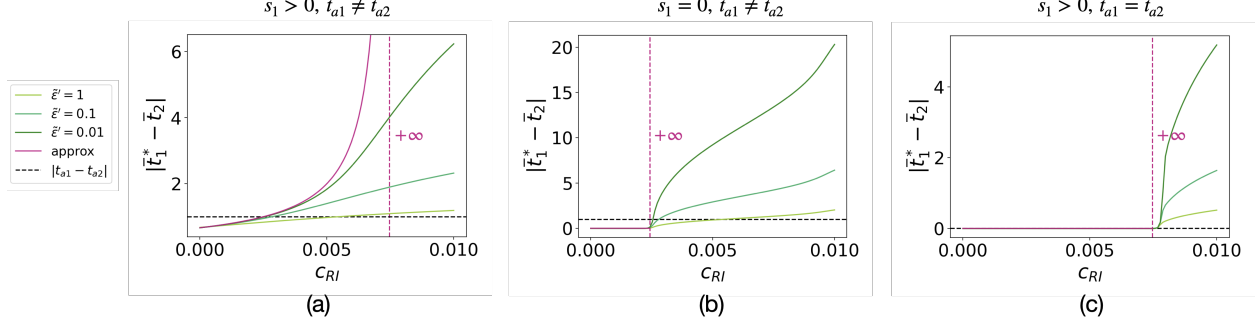


Figure 2: **Influence of the strength of reproductive interference c_{RI} on the phenotypic distances between the two species $\bar{t}_1^* - \bar{t}_2$ when trait in species 2 is fixed ($\bar{t}_2 = t_{a2}$), using the analytical approximation (purple curve) or numerical simulations (green curves).** The different values of $\tilde{\epsilon}'$ allows to investigate the intermediate case between weak and strong female and predator discriminations. We assume (a) $s_1 = 0.5\tilde{\epsilon}\tilde{\epsilon}'$, $t_{a1} = 0$, $t_{a2} = 1$, (b) $s_1 = 0$, $t_{a1} = 0$, $t_{a2} = 1$, and (c) $s_1 = 0.5\tilde{\epsilon}\tilde{\epsilon}'$, $t_{a1} = t_{a2} = 1$ with $\tilde{\epsilon} = 0.01$. We also assume: $G_{t_1} = G_{p_1} = 0.01$, $a_1 = \tilde{\epsilon}'$, $b = \tilde{\epsilon}'$, $d = 2\tilde{\epsilon}$, $\lambda_1 = 0.1$, $\lambda_2 = 0.1$, $n_1 = 10$, $n_2 = 20$. Analytical approximation curves are obtained with $\tilde{\epsilon}' = 0.01$.

Equation 15 and Figure 1(d) for an illustration when species 2 is fixed). The effect of historical constraints on the level of trait divergence depends then on the distance between the ancestral trait values in species 1 and 2. When predator pressure exceeds reproductive interference, historical constraints limit the convergence of trait between both species ancestrally displaying different traits (see Supplement 5.4.4). By contrast, when reproductive interference exceeds predator pressure and promotes warning trait displacement, historical constraints may limit the divergence of trait between both species (see Supplement 5.4.4). Assuming historical constraints ($s_1 > 0$) and when the ancestral trait values of the two species differ ($t_{a1} \neq t_{a2}$), an increase in strength of reproductive interference leads to a progressive increase in the phenotypic distance between both species until the phenotypic distance between both species becomes very large (see purple curve in Figure 2(a)).

Surprisingly, in the absence of historical constraints ($s_1 = 0$) or when the ancestral trait values

are the same in both species ($t_{a1} = t_{a2}$), \bar{t}_1 is either equal to \bar{t}_2 when (14) is verified, or is very large, when (14) is not verified (see purple curve in Figures 2(b) and 2(c)). Therefore an increase in the strength of reproductive interference (c_{RI}) has no effect on the phenotypic distance between both species, as long as this strength remains below a threshold. This effect is also observed assuming strong female and predator discriminations (see green curves in Figures 2(b) and 2(c)).

However, when the strength of reproductive interference (c_{RI}) is greater than this threshold, assuming weak female and predator discriminations, the phenotypic distance between both species becomes instantaneously very large. A similar trend is observed when female and predator discriminations are strong: the phenotypic distance is null when the strength of reproductive interference remains below a threshold, but it quickly increases to a high value when the strength of reproductive interference crosses the threshold (see green curves in Figures 2(b) and 2(c)).

Our results highlight that historical constraints promoting ancestral traits strongly modulate the effect of reproductive interference on the convergence of warning traits. Surprisingly, drastic divergence might be promoted by a strong strength of reproductive interference, even when the ancestral phenotypes are the same in the two interacting species.

Overall, our analytical results reveal the mechanisms underlying trait and preference evolution. However, these analytical results are obtained under restrictive hypotheses: we assumed fixed trait and preference in species 2 and weak female and predator discrimination. To relax those hypotheses, we then study the joint evolution of traits and preferences in both species in the following sections. We verified that all results obtained in previous sections are maintained when traits and preferences jointly evolve in the two sympatric species (see Supplements 6.3 and 6.4).

Joint evolution of mimicry between two interacting species

In this section, we now focus on the general case where traits and preferences co-evolve in both species.

Higher discrimination in female than in predator does not always favor the convergence of warning traits between two interacting species.

The joint evolution of the traits in both species is shaped by two antagonistic evolutionary forces, generated by reproductive interference and Müllerian mimicry, respectively. Reproductive interference indirectly limits mimicry by impacting females' preference. Therefore, female discrimination a_1 and a_2 may be a key feature to understand the evolution of the trait within each species. The selection exerted by predation also depends on predator discrimination. Assuming a fixed level of reproductive interference ($c_{RI} = 0.002$), we thus investigate the impact of the strength of female discrimination, assumed equal in both species $a_1 = a_2 = a$, and of predator discrimination coefficient b on the evolution of the warning trait.

When female and predator discriminations are low (a and b approximately lower than 3), higher predator than female discrimination favors the convergence of warning traits. Indeed, when female and predator discriminations are low, selection due to predation and reproductive interference is limited and increases with female and predator discriminations, respectively. Females are not discriminant (a is low) and tend to accept all encountered males, including heterospecific males, whatever the direction of their preference. The difference in fitness cost due to reproductive interference between females with different preferences is then low, leading to low divergent selection generated by reproductive interference. With a higher level of female discrimination, fitness cost due to reproductive interference depends more on the direction of preference, leading to higher selection caused by reproductive interference. A similar reasoning on the difference in fitness cost due to predation between individuals displaying different traits explain that selection promoting convergence, due to predation, increases with the strength of predator discrimination. Therefore, higher predator than female discrimination entails higher selection due to predation than selection due to reproductive interference and promotes mimicry.

By contrast, with higher female discrimination (a approximately greater than 3) and lower predator discrimination (b approximately lower than 3), mimicry becomes more likely (Figure 3).

Higher levels of female discrimination allow females to accurately distinguish between conspecific and heterospecific males even when they display similar traits. Accurate choice by females allows both species to harbor similar traits from the point of view of predators, without entailing heterospecific mating, relaxing divergent selection generated by reproductive interference.

Surprisingly, when predator discrimination increases above a certain threshold, increased discrimination no longer promotes accurate mimicry (see sharp transition in Figure 3). When b is approximately greater than 5.5, mimicry is limited, even without reproductive interference ($c_{RI} = 0$), because of historical constraints (see Figure S21). For intermediate predator discrimination ($b \approx 5$), mimicry is limited when reproductive interference is strong and makes similarity too costly for females ($a \approx 1$) (Figure 3).

When reproductive interference limits mimicry, it generally leads to warning trait displacement ($|\bar{t}_1^* - \bar{t}_2^*| > |t_{a1} - t_{a2}|$), when female discrimination is low. Under low female discrimination, reproductive interference promotes a large distance between female preference value in species 1 and the value of the trait displayed in species 2, therefore increasing phenotypic distance between the two species.

Reproductive interference can modify the model/mimic relationship.

The population defense levels in both species, *i.e.* $\lambda_i n_i, i \in \{1, 2\}$, are likely to impact the joint evolution of traits in both species. To investigate how the relative population defense levels of the two species affect the joint evolution of traits, we studied the phenotype at equilibrium in both species and also the phenotypic distance between the two species, for different values of the two components of the population defense level in species 1: the individual defense level (λ_1) and the density (n_1). Here we assumed that species 2 is already well protected ($\lambda_2 = 0.1, n_2 = 10$).

When assuming no reproductive interference ($c_{RI} = 0$), the trait of the less defended species adverbs towards the ancestral trait of the most defended species. In Figures 4(a) and 4(b), individuals from the poorly defended species 1 (*i.e.* when $\lambda_1 n_1$ is low) get weak protection from conspecific individuals and thus have a greater advantage to look similar to individuals of

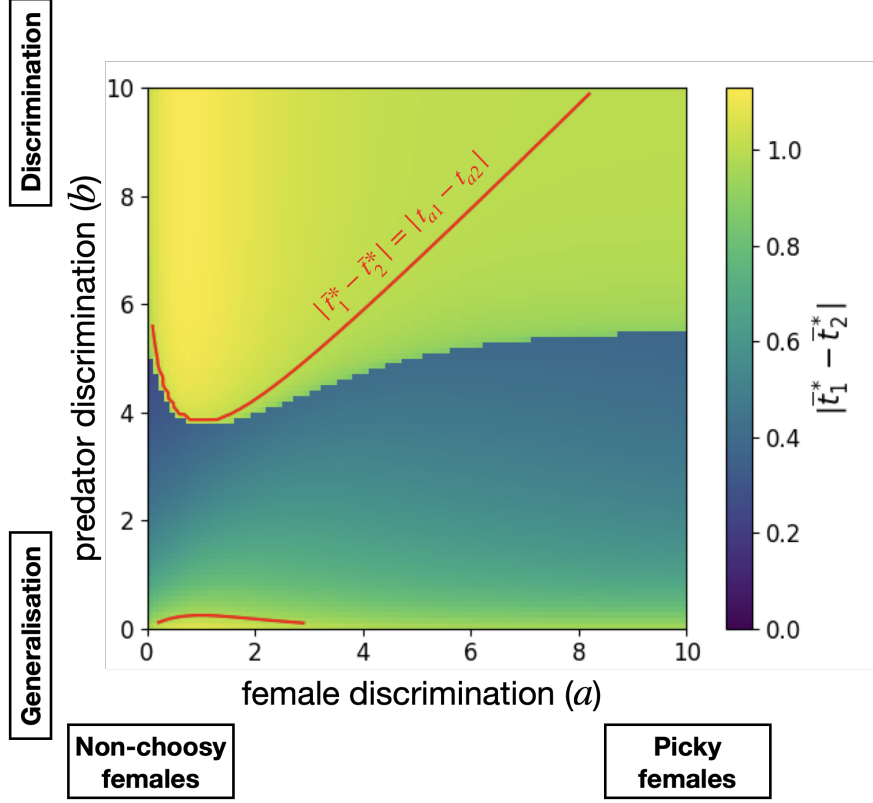


Figure 3: **Influence of female and predator discriminations ($a_1 = a_2 = a$ and b) on the phenotypic distance between the two species $|\bar{t}_1^* - \bar{t}_2^*|$.** The red solid line shows the case where the phenotypic distance between the two species is equal to the ancestral phenotypic distance ($|\bar{t}_1^* - \bar{t}_2^*| = |t_{a1} - t_{a2}|$). We assume: $G_{t_1} = G_{p_1} = G_{t_2} = G_{p_2} = 0.01$, $c_{RI} = 0.002$, $d = 0.02$, $\lambda_1 = \lambda_2 = 0.1$, $n_1 = n_2 = 20$, $s_1 = s_2 = 0.005$, $t_{a1} = 0$, $t_{a2} = 1$.

species 2. Convergence of warning traits is thus more likely to happen when species 1 is weakly defended ($\lambda_1 n_1$ small) (see Figure 4(c)). The more species 1 is defended, *i.e.* the greater $\lambda_1 n_1$ is, the closer its mean trait value is to the ancestral trait value t_{a1} (see Figure 4(a)). Such increase in the defense level of species 1 also impacts the evolution of trait in the sympatric species 2 (see Figure 4(b)): when the individual defense level in species 1 (λ_1) is below a threshold, the more individuals from species 1 are protected, the more the mean trait value in species 2 moves away from its ancestral trait (t_{a2}). Surprisingly, above this threshold, the better protected species 1 is,

the closer the mean trait value in species 2 gets to its ancestral trait value (t_{a2}). As the mean trait value in species 1 becomes very close to the ancestral trait value t_{a1} , trait values in species 2 leading to protection from heterospecific matings necessitate a great departure from the ancestral trait t_{a2} . Nevertheless, historical constraints still prevent the trait in species 2 to evolve too far away from its ancestral trait value t_{a2} .

When assuming positive strength of reproductive interference ($c_{RI} > 0$), advergence in species 1 toward the trait displayed in species 2 is observed when the individual defense level in species 1 is low (λ_1 approximately lower than 0.1) and when the density in species 1 is sufficiently large (n_1 approximately greater than 2). In this case, the population defense level in species 1 ($\lambda_1 n_1$) is low, the protection gained by positive frequency-dependent selection within species is low, and the advergence toward species 2 is thus strongly promoted. Surprisingly, advergence is impaired for similar values of defense level, when the density of species 1 is low (n_1 approximately lower than 2). When the density of species 1 is low, females pay higher fitness costs due to reproductive interference, because they encounter more often heterospecific than conspecific males. Altogether, our results suggest that advergence of the warning traits is likely to happen for low level of individual defense in species 1 (*i.e.* Batesian ($\lambda_1 = 0$) or quasi-Batesian ($\lambda_1 > 0$ but small mimicry) and when the density of species 1 is high.

The trait value of species 1 does not always converge toward the trait value initially displayed in species 2 (t_{a2}). On the contrary, individuals of species 2 can mimic individuals of species 1 (see blue zone in Figure 4(e)), when the defense level of individuals of species 1 is high and when species 1 is rare. Because individuals from both species are well defended (high λ_1 and λ_2), individuals of both species benefit from looking similar. However, when species 1 is rarer, this leads to an increased cost of reproductive interference in species 1, inhibiting convergence towards the ancestral trait value displayed in the alternative species (t_{a2}) (see Figure 4(d)). Since predation pressure promotes convergence of traits of both species, the mean trait in species 2 becomes closer to species 1 ancestral trait value t_{a1} . Surprisingly assuming weak female and predator discriminations, such advergence also happens when individuals of species 2 are more

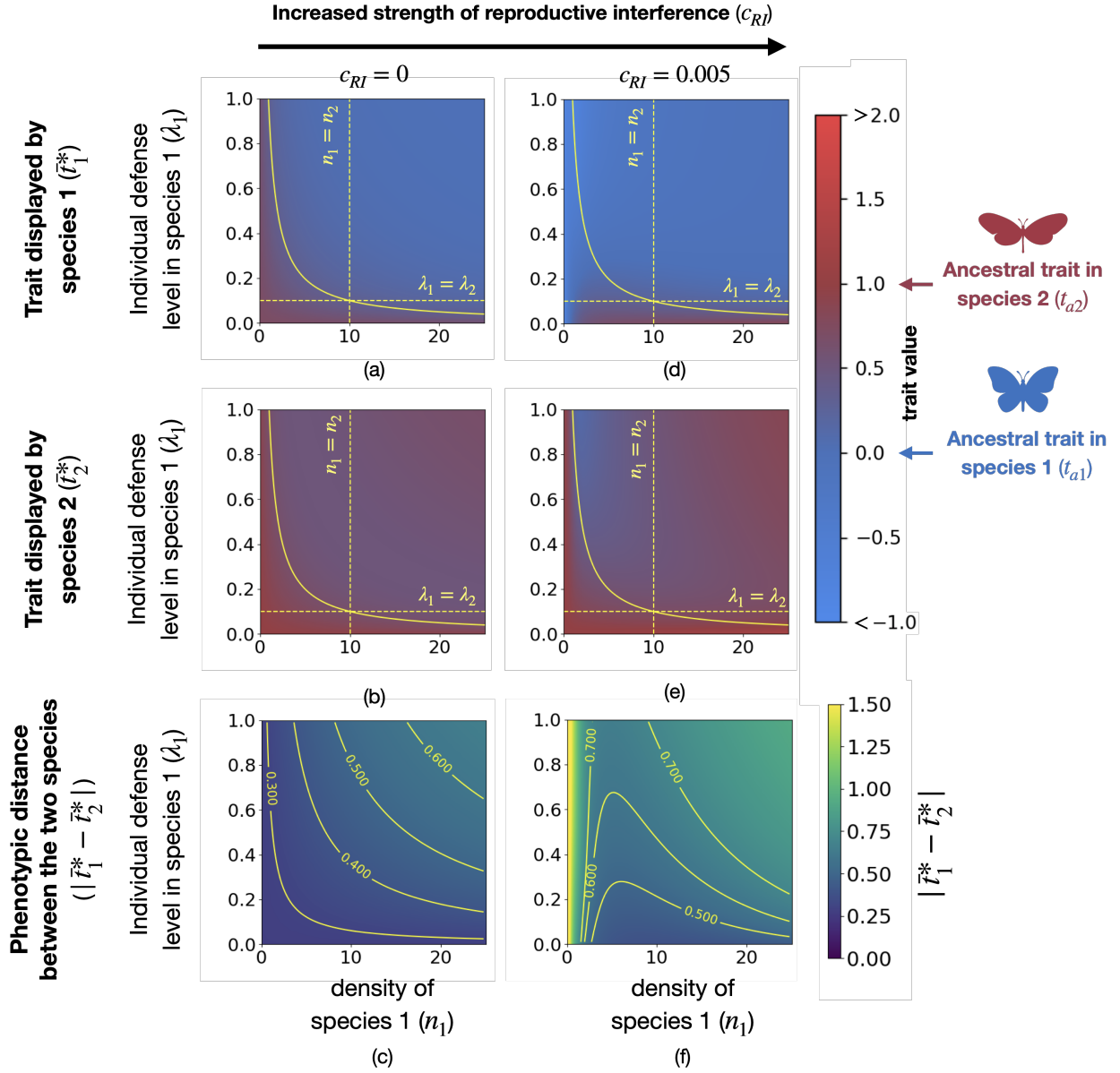


Figure 4: Influence of the density and of the individual defense level in species 1 (n_1 and λ_1) on the traits displayed in both species and on the phenotypic distance between the two species $\bar{t}_1^* - \bar{t}_2^*$, for different strengths of reproductive interference (c_{RI}). (a)(b)(d)(e) Trait values greater than 2 (resp. lower than -1) are shown in red (resp. blue). The yellow solid line shows the case where both species have the same level of defense ($\lambda_1 n_1 = \lambda_2 n_2$). Below (resp. above) this line species 1 has a lower (resp. higher) level of defense than species 2. (c)(f) Phenotypic distances greater than 1.5 are shown in yellow. Yellow lines indicate equal levels of $\bar{t}_1^* - \bar{t}_2^*$. Different values of strengths of reproductive interference are assumed: (a), (b) and (c) $c_{RI} = 0$, (d), (e) and (f) $c_{RI} = 0.005$. We assume: $G_{t_1} = G_{p_1} = G_{t_2} = G_{p_2} = 0.01$, $a_1 = a_2 = 1$, $d = 0.05$, $b = 1$, $\lambda_2 = 0.1$, $n_2 = 10$, $s_1 = s_2 = 0.005$, $t_{a1} = 0$, $t_{a2} = 1$.

defended than individuals from species 1, *i.e.* $\lambda_2 n_2 > \lambda_1 n_1$ (see blue zones in Figures S22 (c) and (d) below the yellow solid line). By contrast, when the density in species 1 exceeds the density in species 2, individuals from both species exhibit traits close to their ancestral traits. Both species are well-protected and then gain little from mimicry. Because unbalanced relative density ratio leads to strong cost of reproductive interference in the scarcest species limiting mimicry, mimicry is more likely to be observed between species of similar density (see Figure 4(f)).

Our results highlight that reproductive interference impacts the evolution of warning traits, and may even reverse the expected *model/mimic* relationship, depending on the relative abundances and individual defense levels of sympatric species.

Discussion

Reproductive interference alone cannot explain imperfect mimicry

Our results show that reproductive interference and historical constraints promoting ancestral traits can generate a continuous range of phenotypic distances from quasi perfect mimicry to warning trait displacement. Our study suggests that reproductive interference alone is unlikely to promote imperfect mimicry, in contradiction with previous predictions (Pfennig and Kikuchi, 2012). When sympatric species share the same ancestral trait, or in absence of historical constraints, we indeed observe either perfect mimicry or strong trait divergence, depending on the strength of reproductive interference. In our model, imperfect mimicry is observed only when stabilizing selection due to historical constraints promotes different ancestral traits in both species. The contrasted historical constraints undergone by the different species may thus play an important role in imperfect mimicry. These different constraints may be strongly correlated with the phylogenetic distances between species: closely-related species are likely to share similar genetic bases and developmental pathway leading to the warning trait and to also share similar environments, due to niche conservatism (Chazot et al., 2014; Elias et al., 2008; Joshi et al., 2017), likely to limit departure from ancestral trait values. Our results suggest that imperfect

mimicry could not be promoted among closely-related species experiencing high levels of reproductive interference but limited differences in ancestral traits. Imperfect mimicry may rather be observed between phylogenetically-distant species, subject to more strikingly different historical constraints, where reproductive interference might be more limited. Distantly-related species indeed might have diverged in other traits, facilitating mate recognition through different cues.

For similar historical constraints, mimicry between defended species can then either be promoted or limited depending on predator discrimination. Low predator discrimination allows for the evolution of imperfect mimicry, since imperfect mimics are seen as similar by predators, allowing mutualistic relationship without implying strong cost of historical constraints. By contrast under high predator discrimination, mutualistic mimetic relationships necessitate a strong similarity between species, which is limited by historical constraints. Empirical studies based on vertebrates or on insects show that predators do not perceive difference between Batesian mimics and their models, or at least this difference does not entail a difference in behavior (Dittrigh et al., 1993; Kikuchi and Pfennig, 2010; Morris and Reader, 2016). Loose predator discrimination may therefore play a key role in the evolution of imperfect mimicry.

How important are historical constraints in the evolution of warning trait?

Our model predict that imperfect mimicry can arise through the interplay between different historical constraints, predation, and reproductive interference. However, estimating the actual level of historical constraints potentially shaping the evolution of warning traits is not straightforward. Genetic studies, reviewed in Joron et al. (2006), show that *Heliconius* species share the same 'toolkit' of genes, repeatedly recruited during both convergent and divergent evolutions of warning traits within and between species. The important lability in color patterns observed in this genus suggests a limited level of developmental constraints, facilitating the evolution of mimicry, even between species from different sub-clades within this genus (Hines et al., 2011). Such mimicry between distantly related species shows that selection due to predation can overcome historical constraints. By contrast, in butterflies from the tribe Ithomiini and in butterflies

from the tropical forests of the Western Ghats, India, a strong phylogenetic signal on the warning trait is observed (Chazot et al., 2014; Elias et al., 2008; Joshi et al., 2017), suggesting that historical constraints may limit the evolution of mimicry among distantly related species despite predation pressure.

*Evolution of female preferences limiting the reproductive interference costs
generated by mimicry*

When considering reproductive interference, the relationship between female and predator discriminations is crucial to understand the evolution of warning traits. Surprisingly, when female and predator discriminations are low, higher predator than female discrimination promotes convergence of warning traits because selection due to predation and reproductive interference increase with predator and female discrimination respectively. By contrast, when female and predator discriminations are high, imperfect mimicry can evolve despite reproductive interference. When female discrimination is high, successful species recognition might occur without decreasing the protection brought by mimicry. Such situation arises when predators largely generalize, and therefore do not discriminate imperfect mimics. Some studies report similar female and predator discriminations (Finkbeiner et al., 2014; McClure et al., 2019), suggesting that reproductive interference may act on mimetic species. On the other hand, differences in the discrimination of color patterns between prey and predators may exist in the wild. For instance, Llaurens et al. (2014) showed that the variations in color pattern between co-mimetic species from the distantly related genera *Heliconius* and *Melinaea* might be better perceived by the *Heliconius* butterflies themselves but not by avian predators. The evolution of visual perception in females could also enhance species discrimination without impairing mimicry. The evolution of vision in females from the *Heliconius* butterflies indeed coincides with the evolution of the yellow pigments 3-OH-kinurenin displayed on their wings (Bybee et al., 2012). The evolution of high discrimination capacities in mimetic prey, as well as the evolution of mating cues

undetected by predators could thus limit the cost of reproductive interference in mimetic prey. In butterflies, mate choice indeed often relies on pheromones that may strongly differ among closely-related mimetic species (Darragh et al., 2017; González-Rojas et al., 2020). Similarly, in non-mimetic species, chemical cues may reduce reproductive interference without entailing reproductive character displacement on a trait under natural selection. Females of the swordtails *Xiphophorus pygmaeus* prefer larger mate leading to reproductive interference with males of the *Xiphophorus nigrensis* species. However *X. pygmaeus* females avoid mating with heterospecific on the basis of chemical cues (Crapon de Caprona and Ryan, 1990). Micro-habitat differences among mimetic species may also allow reducing heterospecific encounters, while still benefiting mimicry by sharing the same predator community (Estrada and Jiggins, 2002). For example the two sympatric ladybird species *Harmonia axyridis* and *Harmonia yedoensis* have similar body size and coloration (Sasaji, 1998) and experience reproductive interference (Noriyuki et al., 2012). These species nevertheless have different host specialization (Noriyuki et al., 2011), that may limit reproductive interference (Noriyuki, 2015). Likewise, in three *Morpho* butterfly species displaying local convergence in wing patterns (Llaurens et al., 2021), temporal segregation in patrolling activity has been observed between species sharing similar color patterns (Le Roy et al., 2020), which may strongly limit heterospecific rivalry.

The levels of reproductive interference among mimetic species might thus be modulated by the evolution of the converging traits themselves, as well as the evolution of other traits involved in species interactions.

Reproductive interference strongly impacts species with low relative density.

Our model shows that the effect of reproductive interference strongly depends on the relative abundances of interacting species, leading to surprising evolutionary outcomes. For example, in rare defended species, selection favoring mimicry towards a defended *model* species is expected to be strong. Nevertheless, our model shows that an elevated cost of reproductive interference prevents the evolution of mimicry in the rarest species, because females then encounter much

more heterospecific than conspecific males.

Reproductive interference may particularly promote the emergence and persistence of a distinct warning trait in low-density populations of warning species coming into contact with a local mimicry ring that exhibits a different warning trait. Our model does not take into account the dynamics of population density, and therefore ignores the extinction risk of low-density populations. Such non-mimetic populations with low density might nevertheless persist in the wild, when the level of individual defense is sufficiently high.

Because undefended mimics have a negative impact on predator learning (Lindström et al., 1997), they are expected to be scarce compare to their models (Kunte et al., 2021). In line with this prediction, empirical studies report low density of undefended mimics compared to their defended models (Long et al., 2015; Prusa and Hill, 2021). Reproductive interference may act strongly on Batesian mimics because of their low density with respect to the *model* species. Our model thus suggests that Batesian mimicry among closely related species may be limited by strong reproductive interference acting on Batesian mimics due to phylogenetic proximity and unbalanced density. By contrast, Batesian mimicry may evolve between distantly-related species despite unbalanced density, because high phylogenetic distance reduces risk of reproductive interference. This is supported by the pattern of convergence observed in tropical forests of the Western Ghats in India: Müllerian mimicry is observed between closely related species whereas Batesian mimicry involves more distantly related species (Joshi et al., 2017).

Reproductive interference does not always promote divergence of reproductive character (here the warning trait) but can also provoke spatial segregation between species (Gröning and Hochkirch, 2008). The strong reproductive interference acting on scarce mimetic species may limit their coexistence with more abundant mimetic species displaying similar warning signals. Reproductive interference may then restrict the spatial distribution of mimetic species with low abundance to the edges of the range occupied by more abundant co-mimetic species.

Our model also brings new insights to the ecological processes driving the direction of divergence in warning traits. In the absence of reproductive interference, mimicry is expected to

evolve in the less defended species (*e.g.* low density populations and/or low level of individual defense) towards better-defended species living in sympatry (Balogh and Leimar, 2005; Franks and Sherratt, 2007). When considering the cost of reproductive interference, however, this general trend does not always hold. Our results show that warning traits in the most defended species can evolve toward the warning trait of the less abundant one.

Our model therefore highlights the interplay between mutualism and reproductive interference in sympatric species, which determines the strength and the direction of traits evolution involved in these ecological interactions.

Reproductive interference can explain the emergence of mimetic diversity

In our model, we consider the evolution of warning trait between two interacting species. In the wild however, natural communities involve a variable number of mimetic species, with mimicry ring size ranging from 2 to a dozens of species (Kunte et al., 2021). Assuming reproductive interference, species richness within a mimicry ring may influence warning trait evolution. We hypothesize that mimicry rings with high species richness are more likely to contain closely related species. The evolution of mimicry in a species may be limited if a closely related species is abundant in the ring because of the strong cost of reproductive interference generated. However, in a mimicry ring with high species richness, distantly-related species may not suffer from less reproductive interference but mutually benefit of sharing a similar warning trait. This increased advantage of mimicry between distantly-related species may counterbalance the more elevated costs due to reproductive interference with closely-related species, increasing the likelihood of having closely related species within large mimicry rings.

Our results shed light not only on the persistence of distinct warning traits within local communities of defended species in the wild, but also on the emergence of these distinct warning traits in the first place. Mimetic diversity is an apparent paradox but several hypotheses have been suggested to promote the persistence of different warning signals, such as the segregation of predators within microhabitats (Beccaloni, 2008; Devries et al., 1999; Elias et al., 2008; Willmott

et al., 2017). The spread of distinct warning traits has frequently been shown to be promoted by demographic stochasticity, as in shifting balance models (Mallet and Joron, 1999; Sherratt, 2006) or in other models combining predator behaviors, such as neophobia, to stochastic effects (Aubier and Sherratt, 2015). However, these models do not provide any selective mechanism explaining the emergence of warning signal with different levels of divergence, contributing to mimetic diversity. By contrast, reproductive interference selects for different levels of divergence in warning traits, and could be a major driver of the diversity of mimetic traits. Other mechanisms may generate gradual departure from the ancestral trait value and may also contribute to the diversity of mimetic traits: the evolution of aposematic signals in defended species away from those exhibited in Batesian mimics has been theoretically shown (Franks et al., 2009), but empirical evidence of such effect of Batesian mimicry is still lacking. Artificial modification of the warning trait of mated females has also been demonstrated to reduce harassment by males in the butterfly *H. erato*, and would therefore allow them to lay more eggs, suggesting that evolution of slightly divergent trait could be promoted in females (Merrill et al., 2018).

We hope our theoretical work will encourage experimental approaches investigating the impact of reproductive interference on mimicry. Such studies may shed lights on the actual role of reproductive interference on mimetic diversity.

Conclusion

Our analytical and numerical results show that reproductive interference and historical constraints can explain a wide range of levels of convergence, and even explain divergence of warning trait between sympatric species. Our results suggest that reproductive interference alone cannot explain imperfect mimicry, highlighting the role of historical constraints in the evolution of imperfect mimicry. Our study also highlights the importance of female and predator discriminations in the evolution of warning traits.

Data Availability

Codes are available online: github.com/Ludovic-Maisonneuve/limits-of-ev-conv (Zenodo: <https://doi.org/10.5281/zenodo.6444444> (Ludovic-Maisonneuve 2022)).

Acknowledgments

LM would like to thank Dorian Ni for feedbacks on the mathematical part of the study. LM and VL would like to thank Charline Pinna and the whole ‘Evolution and Development of Phenotypic Variations’ team for stimulating discussions on the evolution of warning traits. The authors would like to thank the ANR SUPERGENE (ANR-18-CE02-0019) for funding the PhD of LM, and the Emergence program from Paris city council for supporting the team of VL. This work was also supported by the Chair “Modélisation Mathématique et Biodiversité” of VEOLIA- Ecole Polytechnique-MNHN-F.X.

Conflict of interest disclosure

The authors of this preprint declare that they have no conflict of interest with the content of this article.

References

- Arias, M., le Poul, Y., Chouteau, M., Boisseau, R., Rosser, N., Théry, M., and Llaurens, V. (2016). Crossing fitness valleys: empirical estimation of a fitness landscape associated with polymorphic mimicry. *Proceedings of the Royal Society B: Biological Sciences*, 283(1829):20160391.
- Aubier, T. G. and Sherratt, T. N. (2015). Diversity in müllerian mimicry: The optimal predator sampling strategy explains both local and regional polymorphism in prey. *Evolution*, 69(11):2831–2845.

- Balogh, A. C. and Leimar, O. (2005). Müllerian mimicry: an examination of fisher's theory of gradual evolutionary change. Proceedings of the Royal Society B: Biological Sciences, 272(1578):2269–2275.
- Barton, N. H. and Turelli, M. (1991). Natural and sexual selection on many loci. Genetics, 127(1):229–255.
- Beccaloni, G. (1997). Ecology, natural history and behaviour of ithomiine butterflies and their mimics in ecuador (lepidoptera: Nymphalidae: Ithomiinae). Tropical Lepidoptera, 8:103–124.
- Beccaloni, G. W. (2008). Vertical stratification of ithomiine butterfly (Nymphalidae: Ithomiinae) mimicry complexes: the relationship between adult flight height and larval host-plant height. Biological Journal of the Linnean Society, 62(3):313–341.
- Benitez-Vieyra, S., de Ibarra, N. H., Wertlen, A. M., and Cocucci, A. A. (2007). How to look like a mallow: evidence of floral mimicry between turneraceae and malvaceae. Proceedings of the Royal Society B: Biological Sciences, 274(1623):2239–2248.
- Benson, W. W. (1972). Natural selection for mullerian mimicry in heliconius erato in costa rica. Science, 176(4037):936–939.
- Boussens-Dumon, G. and Llaurens, V. (2021). Sex, competition and mimicry: an eco-evolutionary model reveals how ecological interactions shape the evolution of phenotypes in sympatry. Oikos, in press.
- Briolat, E. S., Burdfield-Steel, E. R., Paul, S. C., Rönkä, K. H., Seymoure, B. M., Stankowich, T., and Stuckert, A. M. M. (2019). Diversity in warning coloration: selective paradox or the norm? Biological Reviews, 94(2):388–414.
- Brown, W. L. and Wilson, E. O. (1956). Character displacement. Systematic Zoology, 5(2):49–64.
- Bybee, S. M., Yuan, F., Ramstetter, M. D., Llorente-Bousquets, J., Reed, R. D., Osorio, D., and Briscoe, A. D. (2012). Uv photoreceptors and uv-yellow wing pigments in heliconius butterflies

- allow a color signal to serve both mimicry and intraspecific communication. The American Naturalist, 179(1):38–51. PMID: 22173459.
- Chazot, N., Willmott, K. R., Santacruz Endara, P. G., Toporov, A., Hill, R. I., Jiggins, C. D., and Elias, M. (2014). Mutualistic mimicry and filtering by altitude shape the structure of andean butterfly communities. The American Naturalist, 183(1):26–39. PMID: 24334733.
- Chouteau, M., Arias, M., and Joron, M. (2016). Warning signals are under positive frequency-dependent selection in nature. Proceedings of the National Academy of Sciences, 113(8):2164–2169.
- Cortesi, F. and Cheney, K. L. (2010). Conspicuousness is correlated with toxicity in marine opisthobranchs. Journal of Evolutionary Biology, 23(7):1509–1518.
- Crapon de Caprona, M.-D. and Ryan, M. J. (1990). Conspecific mate recognition in sword-tails, *xiphophorus nigrensis* and *x. pygmaeus* (poeciliidae): olfactory and visual cues. Animal Behaviour, 39(2):290–296.
- Dalziell, A. H. and Welbergen, J. A. (2016). Mimicry for all modalities. Ecology Letters, 19(6):609–619.
- Darragh, K., Vanjari, S., Mann, F., Gonzalez-Rojas, M. F., Morrison, C. R., Salazar, C., Pardo-Diaz, C., Merrill, R. M., McMillan, W. O., Schulz, S., and Jiggins, C. D. (2017). Male sex pheromone components in *Heliconius* butterflies released by the androconia affect female choice. PeerJ, 5:e3953.
- Devries, P., Lande, R., and Murray, D. (1999). Associations of co-mimetic ithomiine butterflies on small spatial and temporal scales in a neotropical rainforest. Biological Journal of the Linnean Society, 67:73 – 85.
- Dittrich, W., Gilbert, F., Green, P., McGregor, P., and Grewcock, D. (1993). Imperfect mimicry: a

- pigeon's perspective. Proceedings of the Royal Society of London. Series B: Biological Sciences, 251(1332):195–200.
- Elias, M., Gompert, Z., Jiggins, C., and Willmott, K. (2008). Mutualistic interactions drive ecological niche convergence in a diverse butterfly community. PLOS Biology, 6(12):1–1.
- Estrada, C. and Jiggins, C. (2002). Patterns of pollen feeding and habitat preference among heliconius species. Ecological Entomology, 27:448 – 456.
- Estrada, C. and Jiggins, C. D. (2008). Interspecific sexual attraction because of convergence in warning colouration: is there a conflict between natural and sexual selection in mimetic species? Journal of Evolutionary Biology, 21(3):749–760.
- Finkbeiner, S. D., Briscoe, A. D., and Reed, R. D. (2014). Warning signals are seductive: Relative contributions of color and pattern to predator avoidance and mate attraction in heliconius butterflies. Evolution, 68(12):3410–3420.
- Fisher, R. A. (1930). The genetical theory of natural selection. The Clarendon Press, Oxford.
- Flanagan, N. S., Tobler, A., Davison, A., Pybus, O. G., Kapan, D. D., Planas, S., Linares, M., Heckel, D., and McMillan, W. O. (2004). Historical demography of müllerian mimicry in the neotropical heliconius butterflies. Proceedings of the National Academy of Sciences, 101(26):9704–9709.
- Franks, D. W. and Noble, J. (2004). Batesian mimics influence mimicry ring evolution. Proceedings of the Royal Society of London. Series B: Biological Sciences, 271(1535):191–196.
- Franks, D. W., Ruxton, G. D., and Sherratt, T. N. (2009). Warning signals evolve to disengage batesian mimics. Evolution, 63(1):256–267.
- Franks, D. W. and Sherratt, T. N. (2007). The evolution of multicomponent mimicry. Journal of Theoretical Biology, 244(4):631 – 639.

- González-Rojas, M. F., Darragh, K., Robles, J., Linares, M., Schulz, S., McMillan, W. O., Jiggins, C. D., Pardo-Diaz, C., and Salazar, C. (2020). Chemical signals act as the main reproductive barrier between sister and mimetic *Heliconius* butterflies. Proceedings of the Royal Society B: Biological Sciences, 287(1926):20200587.
- Goodale, E. and Kotagama, S. W. (2006). Vocal mimicry by a passerine bird attracts other species involved in mixed-species flocks. Animal Behaviour, 72(2):471 – 477.
- Grill, C. P. and Moore, A. (1998). Effects of a larval antipredator response and larval diet on adult phenotype in an aposematic ladybird beetle. Oecologia, 114:274–282.
- Gröning, J. and Hochkirch, A. (2008). Reproductive interference between animal species. The Quarterly Review of Biology, 83(3):257–282. PMID: 18792662.
- Hines, H. M., Counterman, B. A., Papa, R., Albuquerque de Moura, P., Cardoso, M. Z., Linares, M., Mallet, J., Reed, R. D., Jiggins, C. D., Kronforst, M. R., and McMillan, W. O. (2011). Wing patterning gene redefines the mimetic history of heliconius butterflies. Proceedings of the National Academy of Sciences, 108(49):19666–19671.
- Iwasa, Y., Pomiankowski, A., and Nee, S. (1991). The evolution of costly mate preferences ii. the “handicap” principle. Evolution, 45(6):1431–1442.
- Jiggins, C. D., Naisbit, R. E., Coe, R. L., and Mallet, J. (2001). Reproductive isolation caused by colour pattern mimicry. Nature, 411(6835):302–305.
- Joron, M. and Iwasa, Y. (2005). The evolution of a müllerian mimic in a spatially distributed community. Journal of Theoretical Biology, 237(1):87 – 103.
- Joron, M., Jiggins, C. D., Papanicolaou, A., and McMillan, W. O. (2006). Heliconius wing patterns: an evo-devo model for understanding phenotypic diversity. Heredity, 97(3):157–167.
- Joshi, J., Prakash, A., and Kunte, K. (2017). Evolutionary assembly of communities in butterfly mimicry rings. The American Naturalist, 189(4):E58–E76.

- Kapan, D. D. (2001). Three-butterfly system provides a field test of müllerian mimicry. Nature, 409(6818):338–340.
- Kikuchi, D. and Pfennig, D. (2010). Predator cognition permits imperfect coral snake mimicry. The American Naturalist, 176(6):830–834. PMID: 20950143.
- Kirkpatrick, M., Johnson, T., and Barton, N. (2002). General models of multilocus evolution. Genetics, 161(4):1727–1750.
- Kronforst, M. R., Young, L. G., Kapan, D. D., McNeely, C., O’Neill, R. J., and Gilbert, L. E. (2006). Linkage of butterfly mate preference and wing color preference cue at the genomic location of wingless. Proceedings of the National Academy of Sciences, 103(17):6575–6580.
- Kunte, K., Kizhakke, A. G., and Nawge, V. (2021). Evolution of mimicry rings as a window into community dynamics. Annual Review of Ecology, Evolution, and Systematics, 52(1):315–341.
- Kyogoku, D. (2015). Reproductive interference: ecological and evolutionary consequences of interspecific promiscuity. Population Ecology, 57(2):253–260.
- Le Roy, C., Roux, C., Authier, E., Bastide, H., Debat, V., and Llaurens, V. (2020). Convergent morphology and divergent phenology: unravelling the coexistence of mimetic morpho butterfly species. bioRxiv.
- Lev-Yadun, S. (2009). Müllerian mimicry in aposematic spiny plants. Plant Signaling & Behavior, 4(6):482–483. PMID: 19816137.
- Lindström, L., Alatalo, R. V., and Mappes, J. (1997). Imperfect batesian mimicry—the effects of the frequency and the distastefulness of the model. Proceedings of the Royal Society B: Biological Sciences, 264(1379):149–153. PMC1688248[pmcid].
- Llaurens, V., Billiard, S., and Joron, M. (2013). The effect of dominance on polymorphism in müllerian mimicry. Journal of Theoretical Biology, 337:101 – 110.

- Llaurens, V., Joron, M., and Théry, M. (2014). Cryptic differences in colour among müllerian mimics: how can the visual capacities of predators and prey shape the evolution of wing colours? Journal of Evolutionary Biology, 27(3):531–540.
- Llaurens, V., Le Poul, Y., Puissant, A., Blandin, P., and Debat, V. (2021). Convergence in sympatry: Evolution of blue-banded wing pattern in morpho butterflies. Journal of Evolutionary Biology, 34(2):284–295.
- Long, E. C., Edwards, K. F., and Shapiro, A. M. (2015). A test of fundamental questions in mimicry theory using long-term datasets. Biological Journal of the Linnean Society, 116(3):487–494.
- Mallet, J. and Barton, N. H. (1989). Strong natural selection in a warning-color hybrid zone. Evolution, 43(2):421–431.
- Mallet, J. and Gilbert Jr., L. E. (1995). Why are there so many mimicry rings? correlations between habitat, behaviour and mimicry in heliconius butterflies. Biological Journal of the Linnean Society, 55(2):159–180.
- Mallet, J. and Joron, M. (1999). Evolution of diversity in warning color and mimicry: Polymorphisms, shifting balance, and speciation. Annual Review of Ecology and Systematics, 30(1):201–233.
- McClure, M., Mahrouche, L., Houssin, C., Monllor, M., Le Poul, Y., Frérot, B., Furtos, A., and Elias, M. (2019). Does divergent selection predict the evolution of mate preference and reproductive isolation in the tropical butterfly genus melinaea (nymphalidae: Ithomiini)? Journal of Animal Ecology, 88(6):940–952.
- McPeck, M. A. and Gavrilets, S. (2006). The evolution of female mating preferences: Differentiation from species with promiscuous males can promotes speciation. Evolution, 60(10):1967 – 1980.

- Merrill, R. M., Chia, A., and Nadeau, N. J. (2014). Divergent warning patterns contribute to assortative mating between incipient heliconius species. Ecology and Evolution, 4(7):911–917.
- Merrill, R. M., Neggazi, S., Morrison, C. R., Crisp, R., and McMillan, W. O. (2018). Experimental manipulation of heliconius warning patterns reduces harassment of previously mated females. bioRxiv.
- Morris, R. L. and Reader, T. (2016). Do crab spiders perceive Batesian mimicry in hoverflies? Behavioral Ecology, 27(3):920–931.
- Mérot, C., Frérot, B., Leppik, E., and Joron, M. (2015). Beyond magic traits: Multimodal mating cues in heliconius butterflies. Evolution, 69(11):2891–2904.
- Nagyaki, T. (1993). The evolution of multilocus systems under weak selection. Genetics, 134(2):627–647.
- Naisbit, R. E., Jiggins, C. D., and Mallet, J. (2001). Disruptive sexual selection against hybrids contributes to speciation between *Heliconius cydno* and *Heliconius melpomene*. Proceedings of the Royal Society of London. Series B: Biological Sciences, 268(1478):1849–1854.
- Noriyuki, S. (2015). Host selection in insects: reproductive interference shapes behavior of ovipositing females. Population Ecology, 57(2):293–305.
- Noriyuki, S., Osawa, N., and Nishida, T. (2011). Prey capture performance in hatchlings of two sibling harmonia ladybird species in relation to maternal investment through sibling cannibalism. Ecological Entomology, 36(3):282–289.
- Noriyuki, S., Osawa, N., and Nishida, T. (2012). Asymmetric reproductive interference between specialist and generalist predatory ladybirds. Journal of Animal Ecology, 81(5):1077–1085.
- Ojala, K., Lindsröm, L., and Mappes, J. (2007). Life-history constraints and warning signal expression in an arctiid moth. Functional Ecology, 21(6):1162–1167.

- Pfennig, D. W. and Kikuchi, D. W. (2012). Competition and the evolution of imperfect mimicry. Current Zoology, 58(4):608–619.
- Pomiankowski, A. and Iwasa, Y. (1993). Evolution of multiple sexual preferences by fisher's runaway process of sexual selection. Proceedings: Biological Sciences, 253(1337):173–181.
- Prusa, L. A. and Hill, R. I. (2021). Umbrella of protection: spatial and temporal dynamics in a temperate butterfly Batesian mimicry system. Biological Journal of the Linnean Society. blab004.
- Rice, S. H. (2004). Evolutionary theory: mathematical and conceptual foundations. Sinauer Associates, Sunderland, Mass., USA.
- Ruxton, G. D., Franks, D. W., Balogh, A. C. V., and Leimar, O. (2008). Evolutionary implications of the form of predator generalization for aposematic signals and mimicry in prey. Evolution, 62(11):2913–2921.
- Sanders, K., Malhotra, A., and Thorpe, R. (2006). Evidence for a müllerian mimetic radiation in asian pitvipers. Proceedings of the Royal Society B: Biological Sciences, 273(1590):1135–1141.
- Sasaji, H. (1998). Natural history of the ladybirds.
- Savage, J. M. and Slowinski, J. B. (1992). The colouration of the venomous coral snakes (family elapidae) and their mimics (families aniliidae and colubridae). Biological Journal of the Linnean Society, 45(3):235–254.
- Schemske, D. W. (1981). Floral convergence and pollinator sharing in two bee-pollinated tropical herbs. Ecology, 62(4):946–954.
- Sherratt, T. N. (2006). Spatial mosaic formation through frequency-dependent selection in müllerian mimicry complexes. Journal of Theoretical Biology, 240(2):165–174.
- Sherratt, T. N. (2008). The evolution of müllerian mimicry. Die Naturwissenschaften, 95(8):681–695.

- Springer, V. and Smith-Vaniz, W. (1972). Mimetic relationships involving fishes of the family blenniidae. Smithsonian Contributions Zoology, 112.
- Symula, R., Schulte, R., and Summers, K. (2001). Molecular phylogenetic evidence for a mimetic radiation in peruvian poison frogs supports a müllerian mimicry hypothesis. Proceedings of the Royal Society of London. Series B: Biological Sciences, 268(1484):2415–2421.
- Trivers, R. L. (2017). Parental investment and sexual selection. In Sexual selection and the descent of man, pages 136–179. Routledge.
- Vasconcellos-Neto, J. and Brown, K. S. (1982). Interspecific hybridization in mechanitis butterflies (ithomiinae): a novel pathway for the breakdown of isolating mechanisms. Biotropica, 14:288.
- Willmott, K. R., Robinson Willmott, J. C., Elias, M., and Jiggins, C. D. (2017). Maintaining mimicry diversity: optimal warning colour patterns differ among microhabitats in amazonian clearwing butterflies. Proceedings of the Royal Society B: Biological Sciences, 284(1855):20170744.
- Wright, S. (1931). Evolution in mendelian populations. Genetics, 16(2):97.
- Yamaguchi, R. and Iwasa, Y. (2013). Reproductive character displacement by the evolution of female mate choice. Evolutionary Ecology Research, 15(1):25–41.