



HAL
open science

Study of the cadmium distribution into durum wheat grain tissues and processing fractions: comparison with deoxynivalenol as a mycotoxin contaminant

Marie-Françoise SAMSON, Elodie Canaguier, Léa Ollier, Cecile Barron,
Valérie Lullien-Pellerin

► To cite this version:

Marie-Françoise SAMSON, Elodie Canaguier, Léa Ollier, Cecile Barron, Valérie Lullien-Pellerin. Study of the cadmium distribution into durum wheat grain tissues and processing fractions: comparison with deoxynivalenol as a mycotoxin contaminant. 1st International Wheat Congress, Jul 2019, Saaskatoon, Canada. 2019. hal-04143154

HAL Id: hal-04143154

<https://hal.inrae.fr/hal-04143154>

Submitted on 27 Jun 2023

HAL is a multi-disciplinary open access archive for the deposit and dissemination of scientific research documents, whether they are published or not. The documents may come from teaching and research institutions in France or abroad, or from public or private research centers.

L'archive ouverte pluridisciplinaire **HAL**, est destinée au dépôt et à la diffusion de documents scientifiques de niveau recherche, publiés ou non, émanant des établissements d'enseignement et de recherche français ou étrangers, des laboratoires publics ou privés.

Cadmium (Cd) and mycotoxins are contaminants that both threaten the safety of food products derived from cereal grains. Durum wheat, in particular, is the most sensitive for Cd and deoxynivalenol (DON) accumulation in grains.

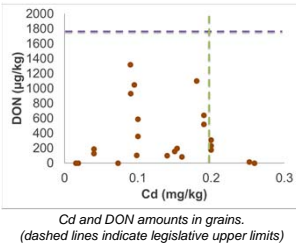
The possible occurrence of both contaminants in cereal products is puzzling for human health and is under study in a 4 years project called CaDON. Cd is a trace element naturally occurring or added to soils by natural and industrial atmospheric deposition, or through agricultural inputs. It is readily absorbed by wheat roots and translocated to grains. Cereal contaminations with DON, in Europe, are mainly caused by the toxigenic filamentous fungus *Fusarium graminearum* that develops on growing crops. In Europe, legislation fixed the respective limit of concentration of Cd and DON in commercialized wheat grains for human consumption to 0.2 mg/kg and 1750 µg/kg.

This study evaluate the potential of Cd spreading in the different wheat mill streams through processing from distinct durum wheat grain samples in comparison with those of DON.

Materials and Methods

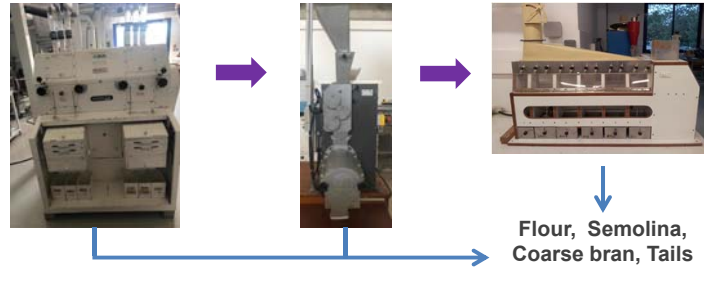
Sample set

7 distinct cultivars grown in different environmental conditions, all but one accumulating Cd



Milling process

1. Grinding & sieving
2. Sizing reduction
3. Sizing purifier



Debranning process



Removed fractions (2-30 % according to time) Recovered debranned grains

Biochemical analysis

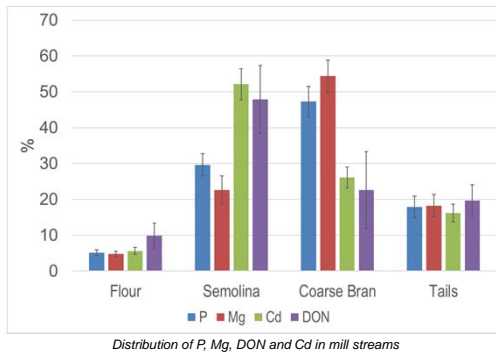
- ✓ **DON** quantification was as described in Rios et al. (2009) *Food Additives and Contaminants* 26 (4), 487–495.
- ✓ After acid digestion **Cd** was quantified by ICPMS¹ with RSD of 8 % and compared to **Mg** and **P** (known to be mainly located in the peripheral aleurone layer) which was quantified by ICPAES with respective RSD of 8 and 6 % (*Universidad del País Vasco Leioa, Spain*).

Results

Durum wheat milling process

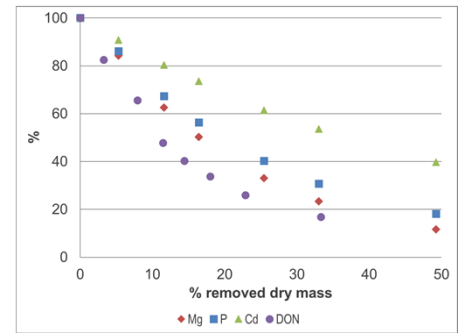
Mill streams	Yield (%)
Flour	7.8 ± 1.1
Semolina	62.9 ± 2.1
Coarse bran	15.9 ± 0.9
Tails	13.3 ± 1.6

Mean values calculated from all the samples.



Distribution of P, Mg, DON and Cd in mill streams

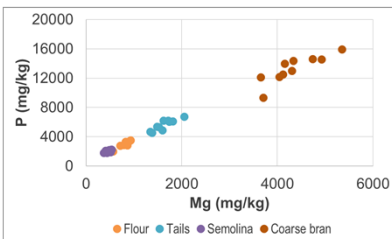
Debranning process



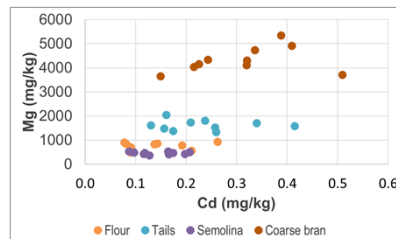
Relative decrease of Mg, P, Cd and DON during debranning

Comparison of mean values between Cd, P, Mg and DON distribution pointed out high proportion of Cd and DON in semolina whereas P and Mg appear to accumulate in coarse bran as known from their location in the grain outer layers.

Comparison of mean values of Cd, P, Mg and DON loss along debranning pointed out a higher loss of P, Mg and DON (>80 %) which are found mainly located in the outer layers whereas Cd loss appeared moderate (only 60 % with a half dry grain mass removal)



Mg concentration according to P or Cd amount in the different mill streams



Interestingly, Mg and P, which are similarly located in grains, displayed related concentrations mill streams whereas those of Cd do not appear related to either Mg or P.

Conclusion - Perspectives

If debranning is an efficient way to remove DON and the corresponding producing fungi, as previously shown (Rios et al, 2009, *J Cereal Sci* 49 387–392), Cd contamination remains at a high level in grains after debranning suggesting that it is more equally distributed in grains. Strategy to select Cd non-cumulating cultivars therefore appears the most appropriate.

Acknowledgments

This work was financed by the ANR program through the CaDON project (2016-2020)

<http://cadon.inra.fr>

