



HAL
open science

**Evaluating the influence of Live Fuel Moisture Content
on fire behavior and fire activity in Southern France -
Presented to the 6th Fire Behavior and Fuels conference
in Marseille (April 29-May 3, 2019)**

François Pimont, Julien Ruffault, Nicolas Martin-StPaul, Jean-Luc Dupuy

► **To cite this version:**

François Pimont, Julien Ruffault, Nicolas Martin-StPaul, Jean-Luc Dupuy. Evaluating the influence of Live Fuel Moisture Content on fire behavior and fire activity in Southern France - Presented to the 6th Fire Behavior and Fuels conference in Marseille (April 29-May 3, 2019). 6th Fire Behavior and Fuels Conference, Apr 2019, Marseille, France. 10.13140/RG.2.2.36408.39689 . hal-04196121

HAL Id: hal-04196121

<https://hal.inrae.fr/hal-04196121>

Submitted on 5 Sep 2023

HAL is a multi-disciplinary open access archive for the deposit and dissemination of scientific research documents, whether they are published or not. The documents may come from teaching and research institutions in France or abroad, or from public or private research centers.

L'archive ouverte pluridisciplinaire **HAL**, est destinée au dépôt et à la diffusion de documents scientifiques de niveau recherche, publiés ou non, émanant des établissements d'enseignement et de recherche français ou étrangers, des laboratoires publics ou privés.

Evaluating the influence of Live Fuel Moisture Content on Fire Behavior and Fire Activity

Francois Pimont¹, Julien Ruffault², Nicolas Martin³, Jean-Luc Dupuy⁴

¹UR629 INRA, Avignon, France F-84000, francois.pimont@inra.fr

²UR629 INRA, Avignon, France F-84000, julien.ruff@gmail.com

³UR629 INRA, Avignon, France F-84000, nicolas.martin@inra.fr

⁴UR629 INRA, Avignon, France F-84000, jean-luc.dupuy@inra.fr

Keywords: LFMC; Fire occurrence; Rate of spread; Shrubland

Abstract

Live Fuel Moisture Content (LFMC) – the ratio of the water mass to the dry mass of live fuel - is increasingly recognized as a critical factor of fire behavior (Rossa *et al.*, 2016; Martin StPaul *et al.*, 2018b; Pimont *et al.*, 2018) and hazard (Dennison and Moritz, 2009; Ruffault *et al.*, 2018; Martin StPaul *et al.*, 2018b). This fuel parameter is obviously affected by drought and thus climate change. Here, we present some recent findings regarding how LFMC affects both fire behavior and activity based on statistical analyses applied to three datasets: a shrub fire experiment dataset (Anderson *et al.* 2015) for fire behavior and two extensive spatial datasets in Mediterranean France: LFMC (“Réseau Hydrique”) and fire activity (“Prométhée”). Our results show that LFMC would be a significant factor of fire behavior and activity, especially below 100%, leading to an increase in fire rate of spread and fire occurrence by $\approx 200\%$ in driest conditions (LFMC=43%), and by $\approx 400\%$ for the occurrence of large fires, when compared to moister summer conditions (LFMC=100%).

Impact of LFMC on fire activity

We interpolated on a daily basis, the LFMC values of the different sites of the “Réseau Hydrique”, where LFMC was measured during the fire season on a weekly basis (Martin StPaul *et al.*, 2018a). We then assigned to each daily value the corresponding fire activity¹ occurring in 10 km buffer zone around measurement sites. This process led to a dataset in which each LFMC value is associated with fire numbers (>1ha), large fire numbers (>100ha) and burnt areas in its surrounding area.

We first applied the “cumulative burnt area” method (Dennison and Moritz, 2009), which aims at identifying “elevated fire danger thresholds” (Fig 1). We found such a threshold at 83%, as well as a saturation threshold at 56%, as reported in some earlier studies. But we also found similar breakpoints when applying the method to a dataset in which burnt area is constant (neutral), which strongly suggests that this method is biased by LFMC frequency distribution. We therefore recommend not to use the thresholds derived from this method for research or operational purposes.

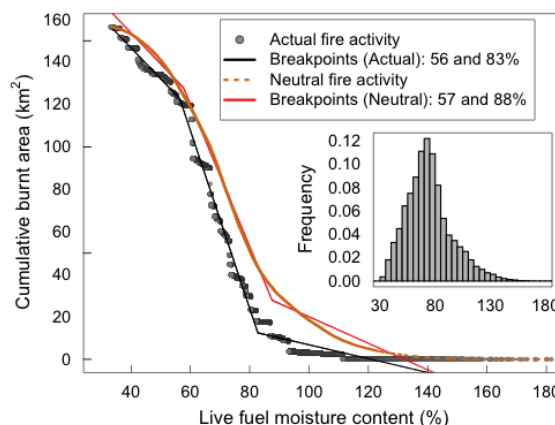


Fig 1 – Application of the « cumulative burnt area » method to RH dataset (in black) and a neutral dataset (in orange).

¹ <http://www.promethee.com/en/incendies>

We then used a generalized additive model (GAM, Hastie *et al.*, 2009) to fit the fire occurrence model assuming a gamma distribution of the residuals, in a framework similar to Preisler *et al.* (2004):

$$\log(N) = \log(S_f) + s(LFMC) \quad (1)$$

where N and S_f are the number of fires and the forest area in the buffer area and s is smooth function.

The –multiplicative- response function of fire occurrence (and confidence intervals) are plotted in Fig. 2 for fire larger than 1 ha and fires larger than 100 ha. The reference is LFMC=100%, so that a response of 2 corresponds to twice as more fires as when LFMC is equal to 100%. Both curves reveal a pronounced effect of LFMC below 100% and no evidence of saturation, as LFMC reaches its minimum values. LMFC effect seems stronger for large fires than for all fires, since the magnitude of the response is larger. Colored arrows show the occurrence increases (in %) associated with three thresholds used by French fire prevention and fighting managers.

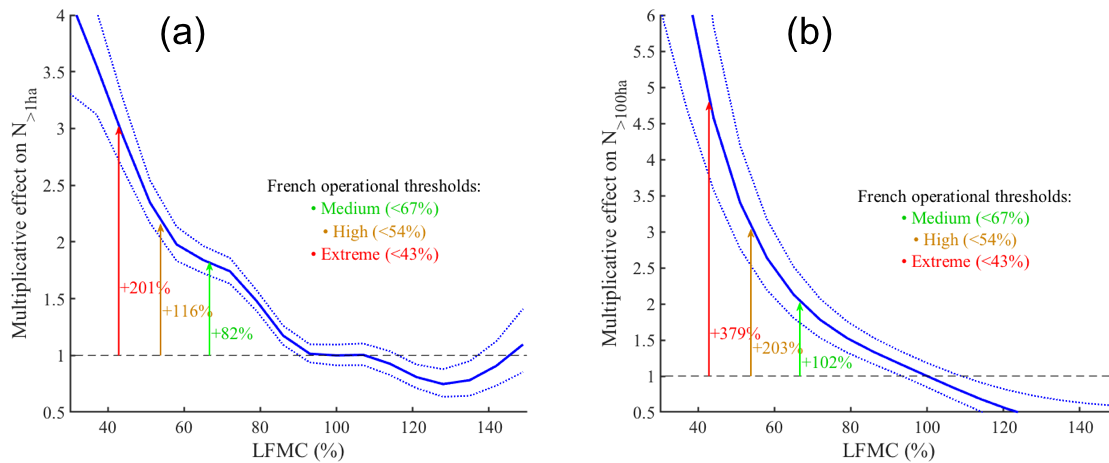


Fig 2 – Multiplicative response of fire occurrence as a function of LFMC for (a) number of fires larger than 1ha (b) number of fires larger than 100ha as a function of LFMC.

Impact of LFMC on fire behavior

We used a shrub fire experiment dataset (Anderson *et al.* 2015) to fit a model for rate of spread (ROS) as a function of LFMC.

$$ROS = aU^b e^{-cDFMC} H^d s(LFMC) \quad (2)$$

where s is smooth function. The model fit is a generalized additive model (GAM, Hastie *et al.* 2009) using a “log” link and is described in details in Pimont *et al.* (2018).

The –multiplicative- response of ROS to LFMC shows a strong effect on fire rate of spread when LFMC is below 100%, but negligible above it (Fig 2). Unfortunately, the range of the confidence intervals strongly increases below 67 %, as the experimental fires were held in LFMC conditions above 67% (between 67 and 256 %). This highlights the critical need for fire experiments in drier conditions to get a better estimation of the response function in the range that is really important for operational services.

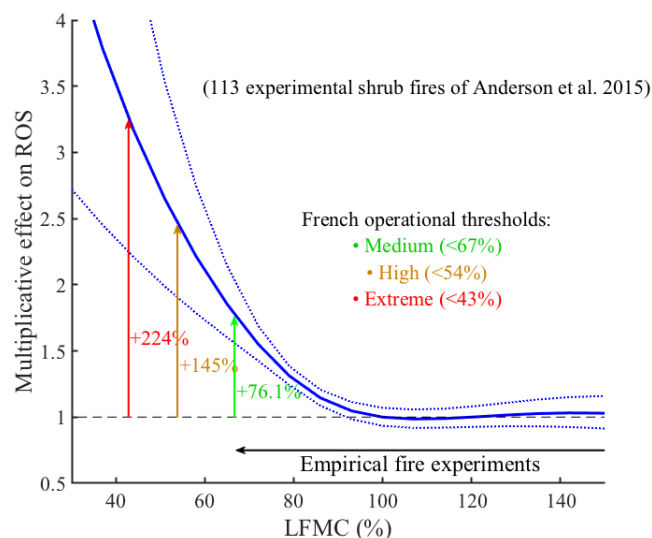


Fig 2. Response of fire rate of spread as a function of LFM C, derived from Eq. 1, fitted over the fire experiments described in Anderson et al. (2015). A strong increase in ROS is observed below 100%, even if the confidence intervals strongly increase below 67% because of the lack of experimental data in this range

Conclusion

Despite that our analyses were performed on fire characteristics from different scales, our results show a consistent and important effect of LFM C on both fire behavior and fire activity. These findings suggest that some efforts should be dedicated to understanding of LFM C impact on fire, especially during the driest conditions where uncertainty remains important. These results motivate further researches to investigate the mechanisms driving LFM C effects on fire behavior and activity.

References:

- Dennison, P.E., and M.A. Moritz (2009) Critical live fuel moisture in chaparral ecosystems: A threshold for fire activity and its relationship to antecedent precipitation, *Int. J. Wildland Fire*, 18, 1021–1027. doi:10.1071/WF08055.
- Hastie, T., R., Tibshirani R. and J. Friedman (2009) ‘The Elements of Statistical Learning.’ (Springer New York: New York, NY) doi:10.1007/b94608.
- Martin-StPaul, N., F. Pimont, J.-L. Dupuy, E. Rigolot, J. Ruffault, H. Fargeon, E. Cabane, Y. Duché, R. Savazzi and M. Toutchkov (2018a) Live fuel moisture content (LFM C) time series for multiple sites and species in the French Mediterranean area since 1996, *An. For. Sci.* 75. doi:10.1007/s13595-018-0729-3.
- Martin, N., J. Ruffault, F. Pimont and J.-L. Dupuy (2018b) Live fuel moisture content: variability, predictability and impact on fire behavior and activity, in: *Advances in Forest Fire Research 2018*. Imprensa da Universidade de Coimbra, pp. 246–253. https://doi.org/10.14195/978-989-26-16-506_26
- Pimont, F., J. Ruffault, N. Martin and J.-L. Dupuy (2018) Why is the Effect of Live Fuel Moisture Content on Fire Rate of Spread Underestimated in Field Experiments in Shrublands? <https://doi.org/10.20944/preprints201810.0459.v1>
- Preisler, H.K., D.R. Brillinger, R.E. Burgan, J.W. Benoit (2004) Probability based models for estimation of wildfire risk. *Int. J. Wildland Fire*, 13, 133. doi:10.1071/WF02061.
- Rossa, C.G., R. Veloso and P.M. Fernandes (2016) A laboratory-based quantification of the effect of live fuel moisture content on fire spread rate, *Int. J. Wildland Fire*, 25, 569. doi:10.1071/WF15114.
- Ruffault, J., T. Curt, N. Martin-StPaul, V. Moron and R.M. Trigo (2018) Extreme wildfire events are linked to global-change-type droughts in the northern Mediterranean, *Nat. Hazards and Earth Sys. Sci.*, 18, 847–856. doi:10.5194/nhess-18-847-2018.

Presenter’s bio:

François Pimont currently works at the Department of Forest, Grassland and Freshwater Ecology, French National Institute for Agricultural Research in the Fire Physics and Ecology team. François does research in Fire Science and Remote Sensing. He is especially interested in Fire Behavior and Activity and their different factors, as well as in Fuel modeling.