



HAL
open science

Overview of nuclear applications to study aquacultureenvironment interactions and aquaculture nutrition

Marc Metian, Simon Pouil, François Oberhänsli, Jean-Louis Teyssié,
Marie-Yasmine Dechraoui Bottein, Michel Warnau

► To cite this version:

Marc Metian, Simon Pouil, François Oberhänsli, Jean-Louis Teyssié, Marie-Yasmine Dechraoui Bottein, et al.. Overview of nuclear applications to study aquacultureenvironment interactions and aquaculture nutrition. Aquaculture 2015: Cutting Edge Science in Aquaculture, Aug 2015, Montpellier, France. hal-04198097

HAL Id: hal-04198097

<https://hal.inrae.fr/hal-04198097v1>

Submitted on 6 Sep 2023

HAL is a multi-disciplinary open access archive for the deposit and dissemination of scientific research documents, whether they are published or not. The documents may come from teaching and research institutions in France or abroad, or from public or private research centers.

L'archive ouverte pluridisciplinaire **HAL**, est destinée au dépôt et à la diffusion de documents scientifiques de niveau recherche, publiés ou non, émanant des établissements d'enseignement et de recherche français ou étrangers, des laboratoires publics ou privés.



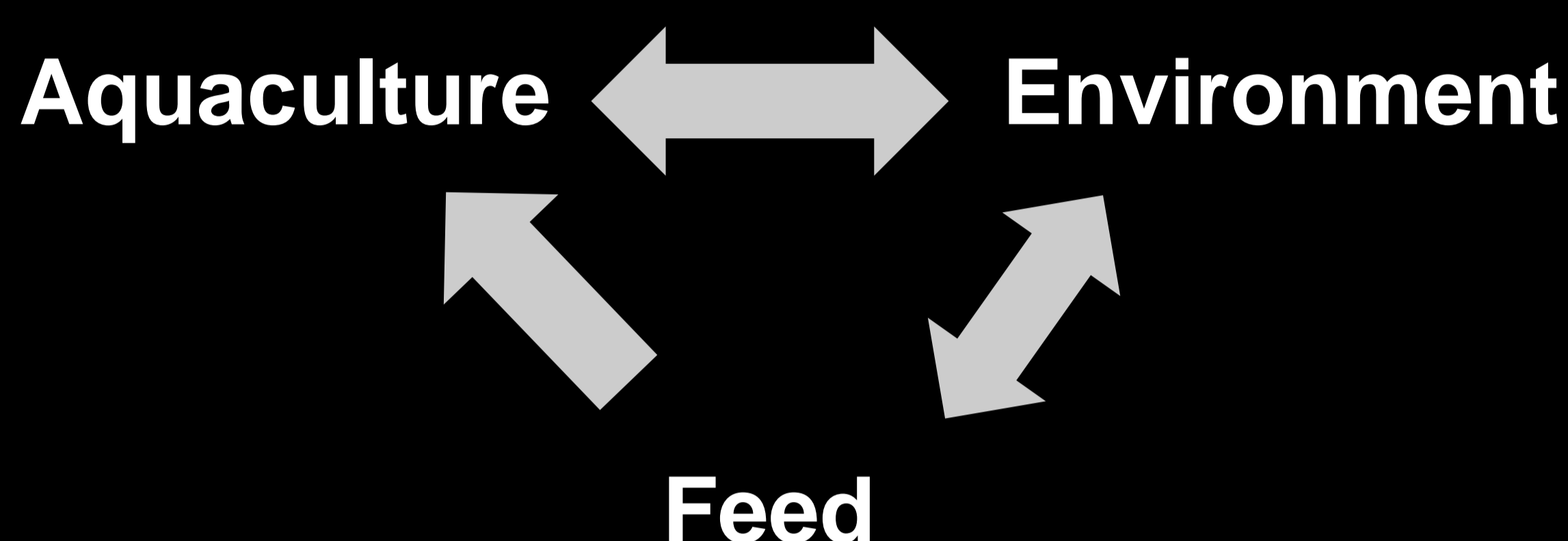
Overview of nuclear applications to study aquaculture-environment interactions and aquaculture nutrition

Marc Metian, Simon Pouil, François Oberhänsli, Jean-Louis Teyssié, Marie Yasmine Dechraoui Bottein, Michel Warnau
International Atomic Energy Agency, Environment Laboratories
m.metian@iaea.org

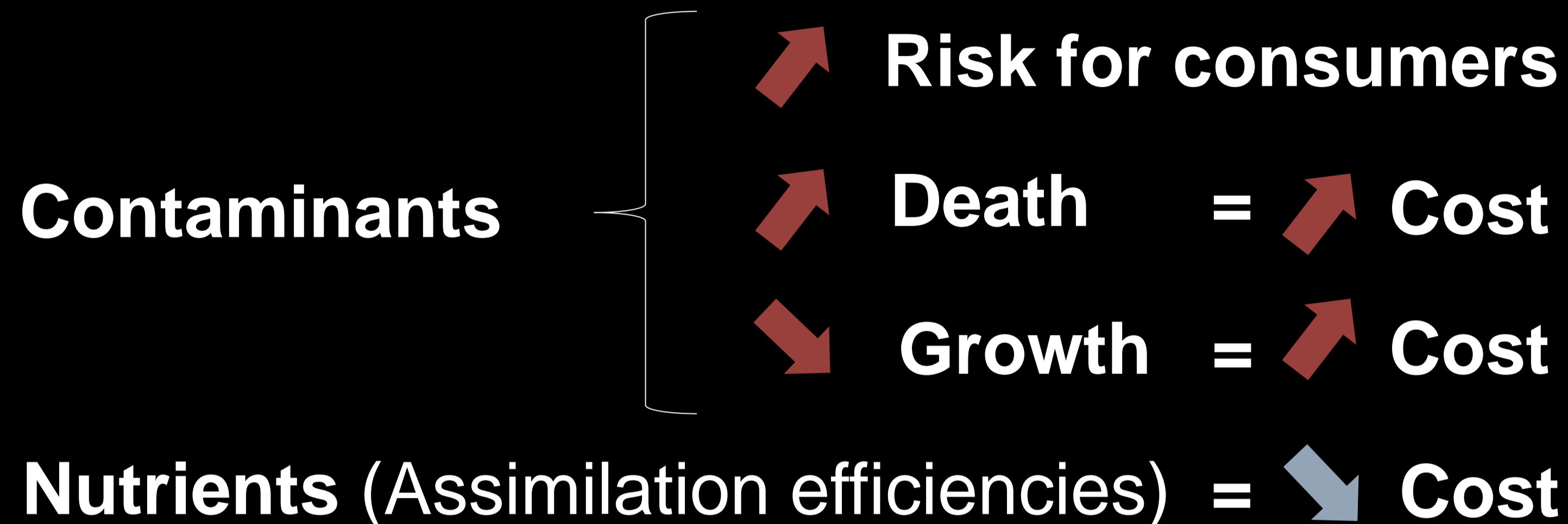


Context

Fluxes of Contaminants & essential elements



Impact of contaminants and role of essential elements



Nuclear techniques

Radiotracers

- **Gamma emitters:**
 ^{51}Cr , ^{54}Mn , ^{57}Co , ^{65}Zn , $^{110\text{m}}\text{Ag}$, ^{109}Cd
- **Beta emitters:**
 ^{14}C , ^3H , ^{45}Ca , ^{63}Ni

Measurements

- **Spectrometry:**
Germanium or NaI counters
- Liquid scintillation counters

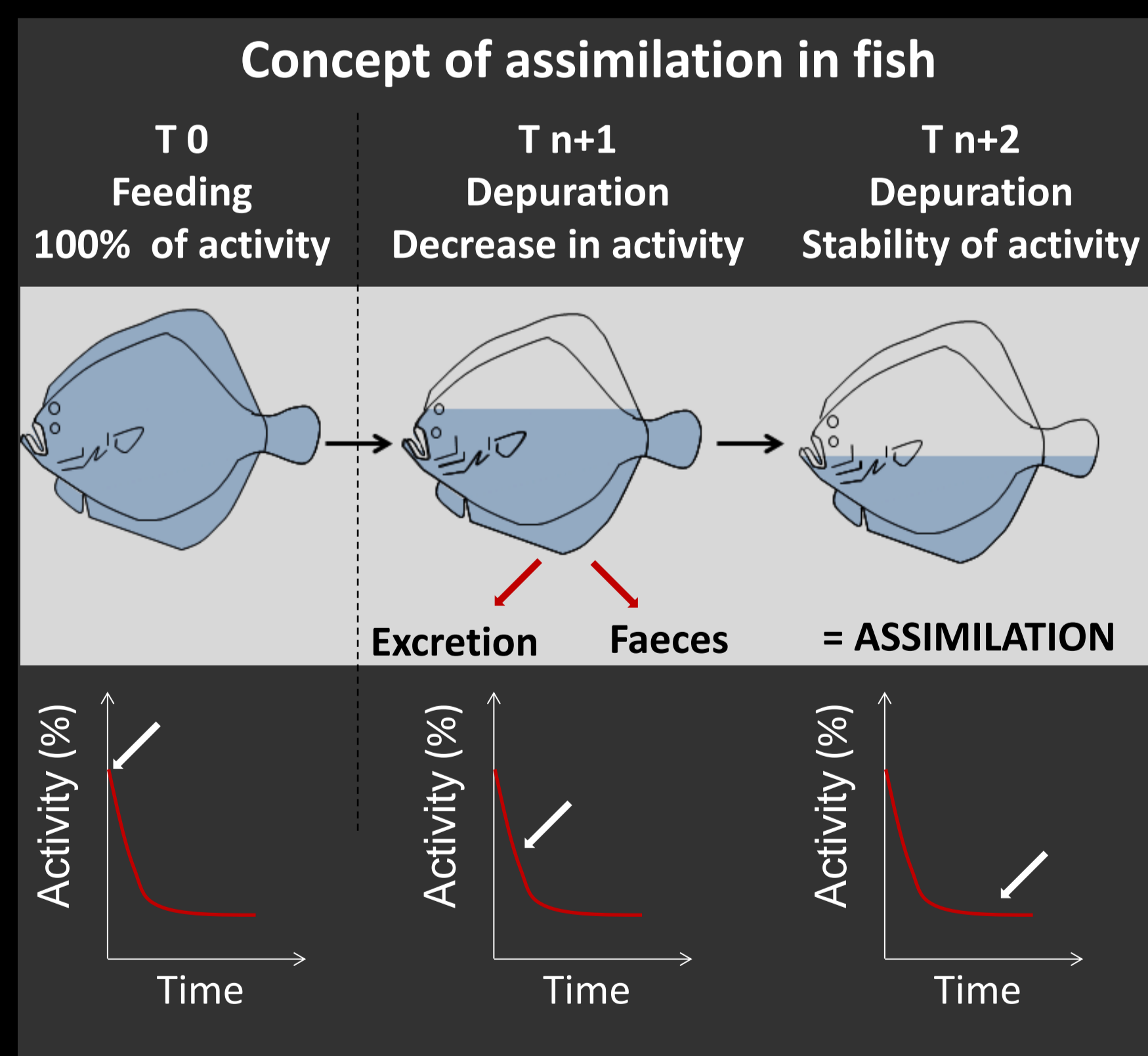
Advantages

- **Cost effective**
- **Low levels of elements used**
(closed to background levels)
- **High sensitivity & specificity**
- **Easy handling**
- **Individual counting & Live organisms**
(over long period of time for Gamma emitters)

Applications

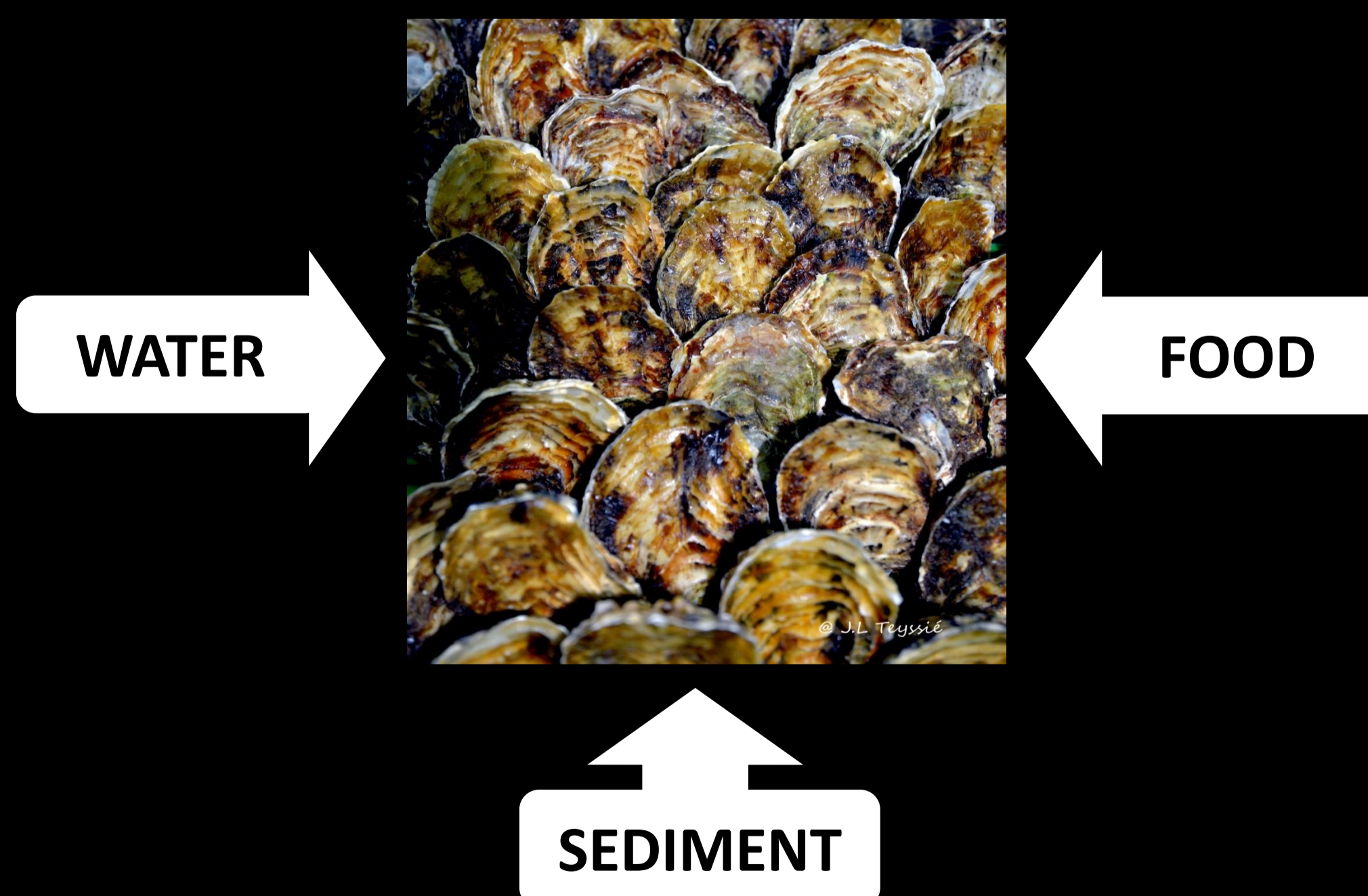
Feeds

- **Assimilation efficiencies**
(contaminants & essential elements)



Environment

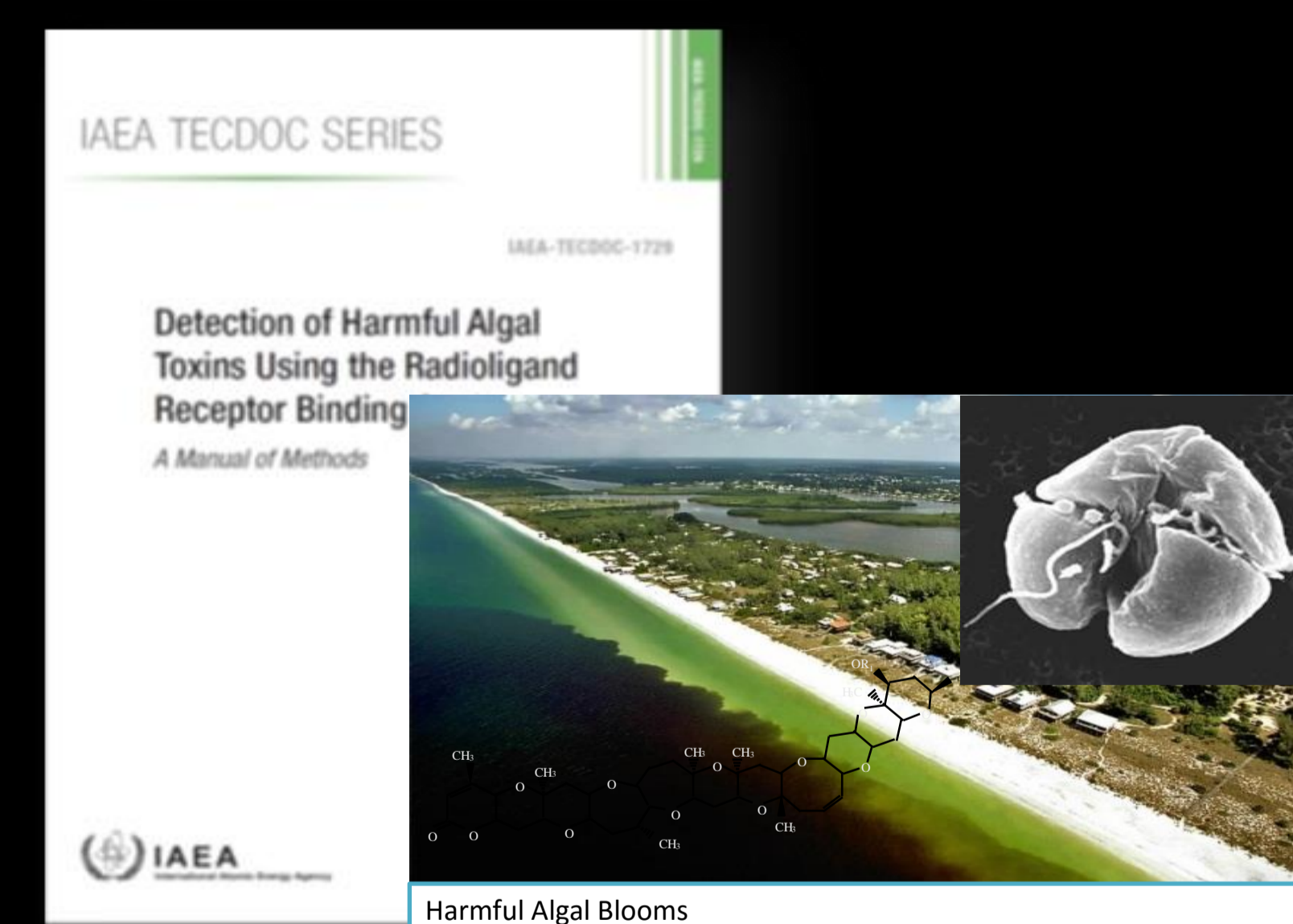
- **Effect of abiotic factors** (temperature, pH or salinity) on essential element (e.g. calcium) uptake capacities
- **Contamination processes** (metals, organics or biotoxins)



- **Risk for consumers**
Digestion in vitro
- **Diseases and Viruses**
e.g. Use of radiovaccine, characterized a vaccine candidate
See HEIDARIEH et al. (2015) Gene expression analysis in rainbow trout (*Oncorhynchus mykiss*) skin: immunological responses to radiovaccine against *Ichthyophthirius multifiliis*

Detection

- **Marine biotoxins**
Receptor binding assays (RBAs)
Radioimmunoassays (RIAs)



Toxicokinetics and dynamics of biotoxins
Regulation tools – seafood safety
Rapid detection of occurrence

- **Hormones**
Radioimmunoassays (RIAs)
Stress measurement
(e.g. cortisol levels in water/seafood)
Physiology understanding (aquaculture related)

- **Diseases**
Quantitative polymerase chain reaction
Starting to apply this with EUS, KHV, WSSV being the main target
(contact: Hermann UNGER - H.Unger@iaea.org)