



HAL
open science

Molecular phenotyping to predict neonatal maturity

Laurence Liaubet, Nathalie Marty-Gasset, Pauline Brenaut, Laure Gress,
Agnès Bonnet, Élise Maigné

► **To cite this version:**

Laurence Liaubet, Nathalie Marty-Gasset, Pauline Brenaut, Laure Gress, Agnès Bonnet, et al.. Molecular phenotyping to predict neonatal maturity. EAAP, Aug 2023, Lyon, France. hal-04239517

HAL Id: hal-04239517

<https://hal.inrae.fr/hal-04239517>

Submitted on 12 Oct 2023

HAL is a multi-disciplinary open access archive for the deposit and dissemination of scientific research documents, whether they are published or not. The documents may come from teaching and research institutions in France or abroad, or from public or private research centers.

L'archive ouverte pluridisciplinaire **HAL**, est destinée au dépôt et à la diffusion de documents scientifiques de niveau recherche, publiés ou non, émanant des établissements d'enseignement et de recherche français ou étrangers, des laboratoires publics ou privés.



Open licence - etalab

Molecular phenotyping to predict neonatal maturity



Laurence Liaubet¹, Nathalie Marty-Gasset¹, Pauline Brenaut², Laure Gress¹, Agnès Bonnet¹, Elise Maigné³

¹ GenPhySE, Université de Toulouse, INRAE, INPT, ENVT, Castanet Tolosan F-31326, France.

² IFIP-Institut du Porc, 35651 Le Rheu Cedex, France.

³ Université de Toulouse, INRAE, UR MIAT, Castanet-Tolosan F-31326, France.

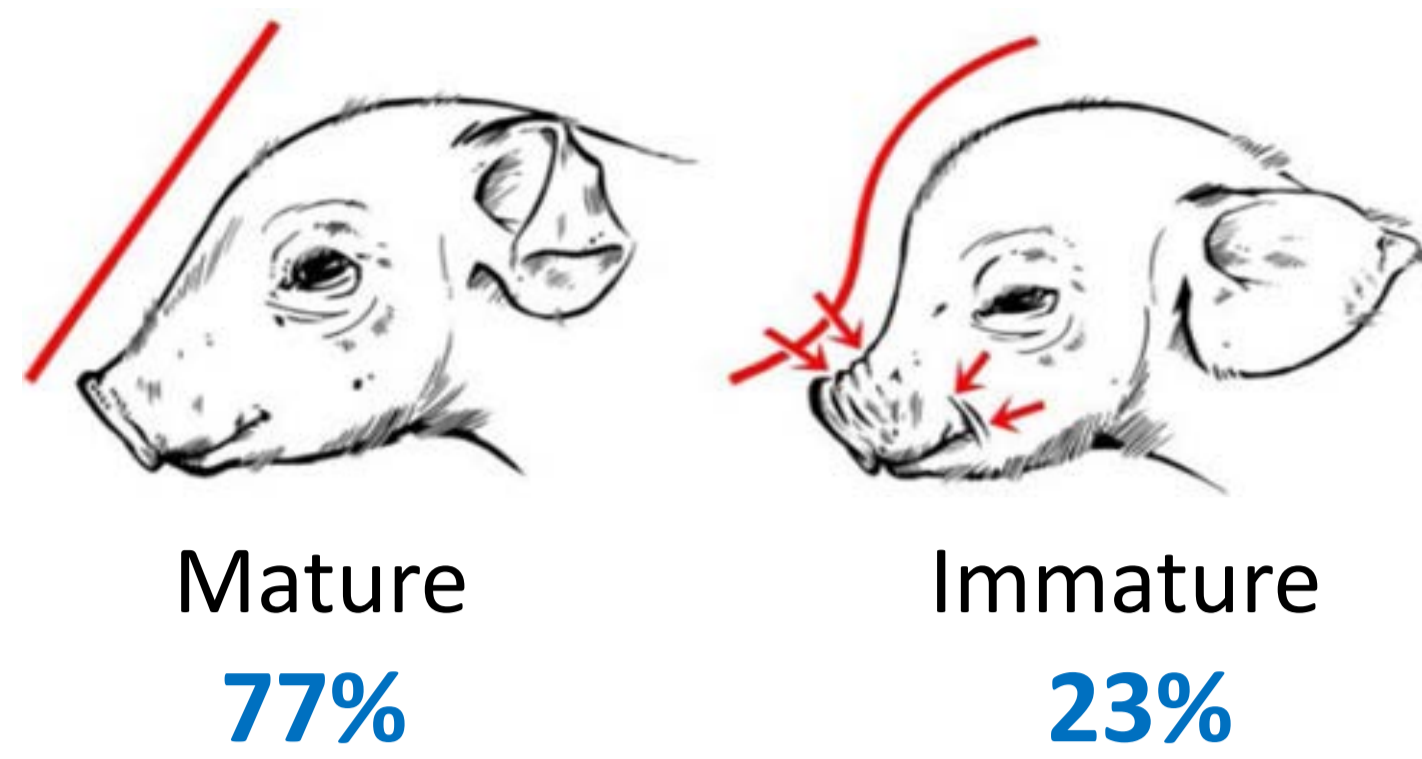


Figure 1: Head morphology to help identifying immaturity status (Chevaux et al., 2010; Hales et al., 2014). The percentage of mature and immature piglets in this study is given.

CONTEXT & OBJECTIVES

Improved piglet survival during the suckling period is a strong expectation for breeders and the public alike. This notably involves taking into account the maturity of the piglets at birth. An immature piglet, which has not reached its full development, will have a greater risk of early death. These piglets have a characteristic morphology: a domed head, bulging eyes and head/body asymmetry.

Based on image analysis, the Pic'Let project (CASDAR-RT 2019) aims to offer breeders an innovative tool for phenotyping piglet maturity (not shown, 3795 piglets). A metabolomics analysis was also performed by ¹H-NMR on blood samples (serum) collected on a subset of 298 newborns.

STRATEGY

A metabolomics analysis was also performed by ¹H-NMR on serum samples collected on 298 newborns (99 LR, 98 LW, 98 LRxLW, Figure 1). Metabolites were identified with the R package ASICS and 55 with non-zero variance have been used.

Two predictive models based on Random Forest and GLM/Lasso algorithms were developed. Maturity status has two levels: mature (N, 77% of the piglets) vs. light or severe immaturity (SL, 23%). The imbalance characteristic of the dataset was adjusted by downsampling and model aggregation.

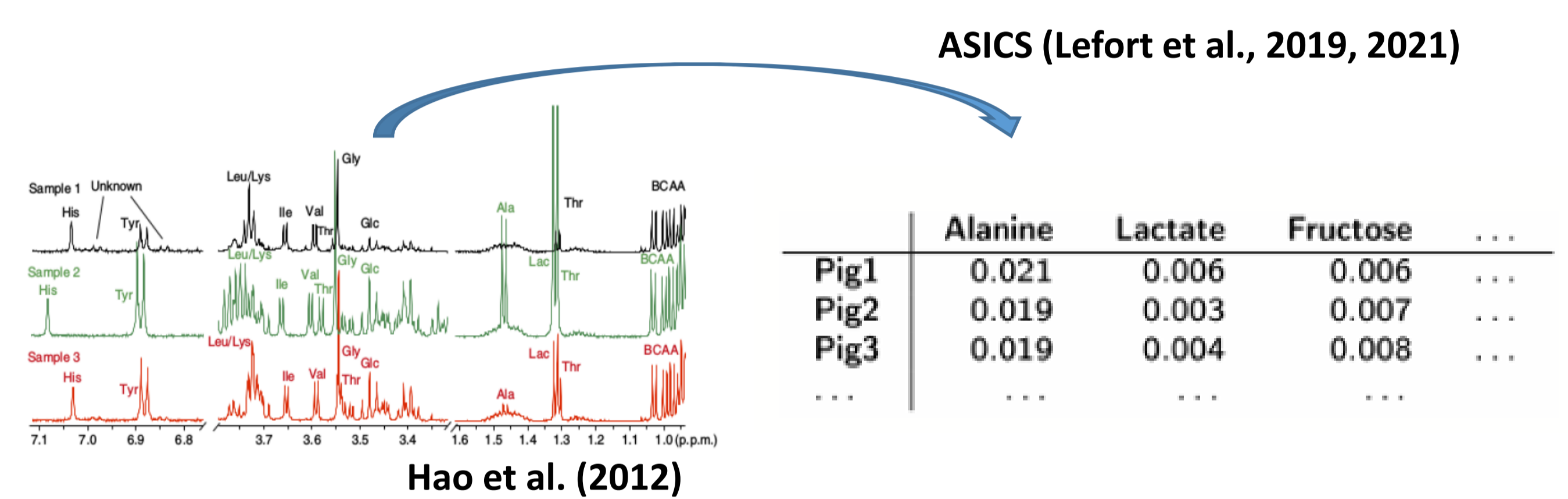


Figure 2: Joint automatic metabolite identification and quantification of a set of ¹H-NMR spectra. Raw spectra were analyzed with ASICS R package allowing the identification and quantification of 120 metabolites.

RESULTS

The two models predict 100% of the severe immaturity status in the training and the test samples. Some piglets morphologically determined as mature are expected to be immature with a strong confidence [80-100%] according to metabolic data.

92% of the test samples are predicted in a same manner with all the 55 metabolites or with a subset of 14 selected metabolites.

100% of piglets with severe immaturity are classified SL=immatures.

90% of piglets with light morphological immaturity are classified SL=immatures.

74% of piglets with normal morphological maturity are effectively classified N=matures.

27% of piglets with normal morphological maturity are classified SL=immatures.

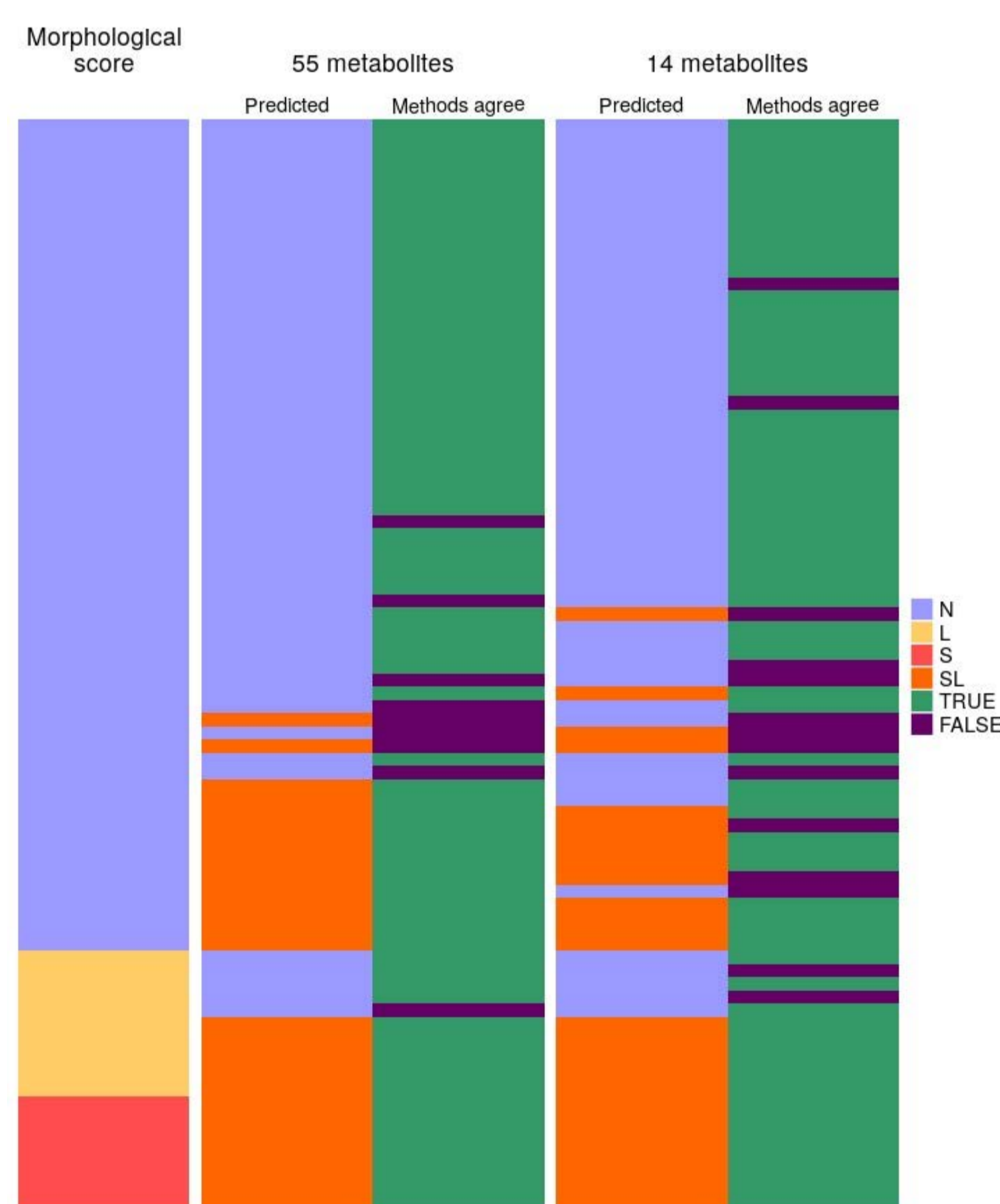
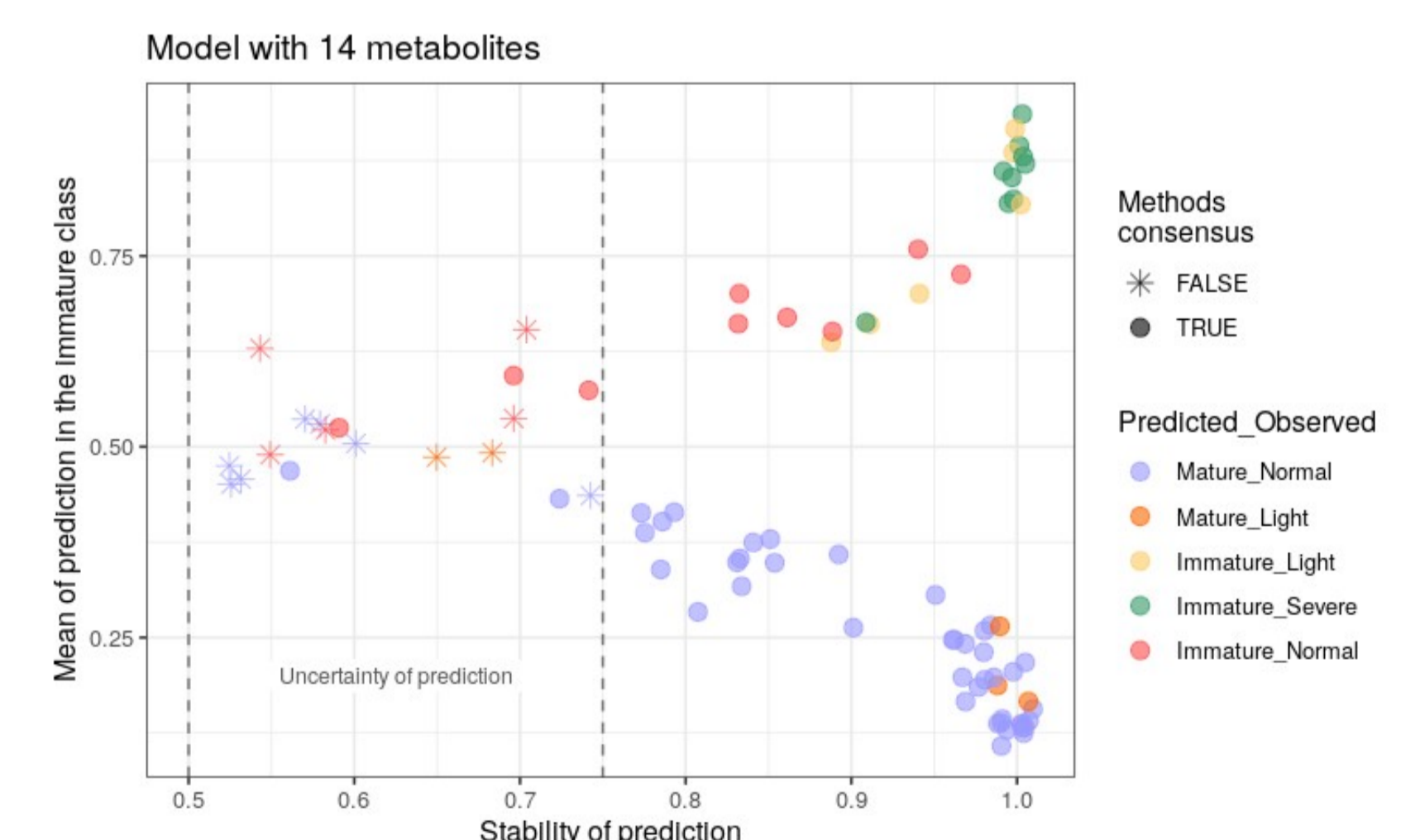


Figure 3: Summary of prediction results on test samples (30% of the complete dataset). Morphological score (original score) was the preliminary phenotype information to help to develop the methodology. Predictive score was given with a meta-analysis (meta) combining glm/lasso and random forest with all the 55 metabolites (all) or a subset of optimized 14 metabolites (sel).



CONCLUSION AND PERSPECTIVES

Altogether, we identified a molecular signature based on metabolic data able to predict the neonatal maturity status. Next steps will be 1/ to apply this on the complete set of other 600 newborns phenotyping in different context (several genotypes, different farms), 2/ to develop a similar predictive model with available gene expression datasets on same piglets, 3/ to develop similar predictive models on other available traits (mortality, vitality, growth).