



# Phenotyping milk fatty acid composition in dairy goats to study variations in rumen fermentation patterns and to predict the occurrence of acidosis

Sylvie Giger-Reverdin, Pablo Toral, Gonzalo Hervás, Pilar Frutos, Daniel Sauvant

## ► To cite this version:

Sylvie Giger-Reverdin, Pablo Toral, Gonzalo Hervás, Pilar Frutos, Daniel Sauvant. Phenotyping milk fatty acid composition in dairy goats to study variations in rumen fermentation patterns and to predict the occurrence of acidosis. 10. International Symposium on the Nutrition of Herbivores, ISNH, Sep 2018, Clermont-Ferrand, France. pp.134, 10.1017/S2040470018000146 . hal-04262215

**HAL Id: hal-04262215**

**<https://hal.inrae.fr/hal-04262215>**

Submitted on 27 Oct 2023

**HAL** is a multi-disciplinary open access archive for the deposit and dissemination of scientific research documents, whether they are published or not. The documents may come from teaching and research institutions in France or abroad, or from public or private research centers.

L'archive ouverte pluridisciplinaire **HAL**, est destinée au dépôt et à la diffusion de documents scientifiques de niveau recherche, publiés ou non, émanant des établissements d'enseignement et de recherche français ou étrangers, des laboratoires publics ou privés.

## Phenotyping milk fatty acid composition in dairy goats to study variations in rumen fermentation patterns and to predict the occurrence of acidosis

Sylvie Giger-Reverdin<sup>1</sup>, Pablo Toral<sup>2</sup>, Gonzalo Hervás<sup>2</sup>, Pilar Frutos<sup>2</sup>, Daniel Sauvant<sup>1</sup>

<sup>1</sup>INRA, AgroParisTech, Université Paris-Saclay, UMR Modélisation Systémique Appliquée aux Ruminants, Paris, France,

<sup>2</sup>Instituto de Ganadería de Montana (CSIC-University of Leon), Grulleros, Leon, Spain

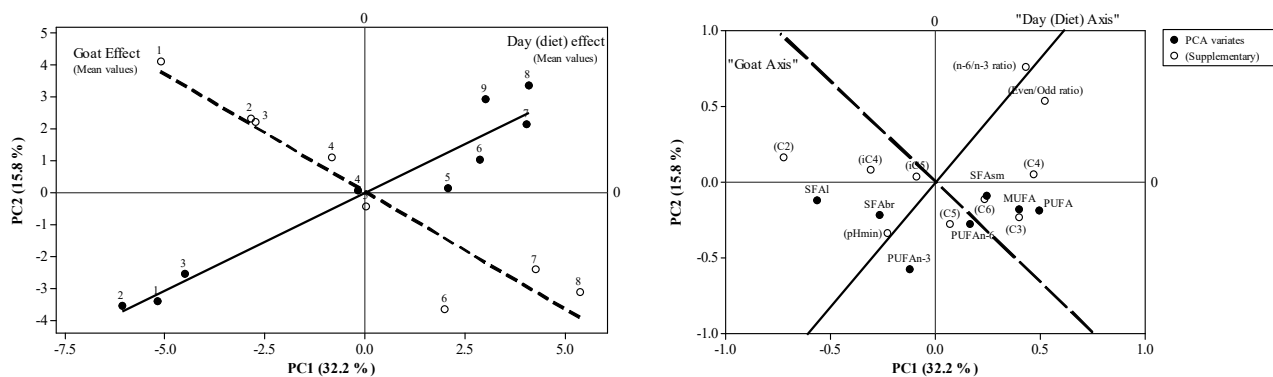
E-mail: [sylvie.giger-reverdin@agroparistech.fr](mailto:sylvie.giger-reverdin@agroparistech.fr)

**Take home message** Individual milk fatty acid composition is a good biomarker in dairy goats to detect status of rumen fermentation patterns. According to this purpose, it can be used to phenotype dairy goats susceptibility to acidosis.

**Introduction** Main factors of variation of milk fatty acid (FA) composition are linked to diet composition and physiological status. This trial aimed to study the between animal variation when they were moved from a low concentrate diet to a high one and test if milk FA profile could be a good biomarker of SARA (sub-acute rumen acidosis).

**Materials & methods** Eight rumen cannulated dairy goats adapted to a low concentrate diet (20 %) were switched to a higher concentrate diet (50 %). Samples of milk were taken individually on the morning for 2 days before the change (Days 1 and 2), the 4 days following the change (Days 3 to 6) and once weekly for 3 weeks (Days 7 to 9). Therefore, the day effect would represent the effect of the diet (i.e. before, during and after diet transition). 91 fatty acids (FA) were detected by gas chromatography. Rumen fluid was sampled simultaneously before the morning feed (T0) and 1, 2, 4 and 6 hours afterwards and analysed for pH and volatile fatty acid (VFA) composition. A principal component analysis (PCA) was used to describe the relationships among milk FA % which were pooled in groups according to their saturation degree and C chain length. Rumen fermentation data were considered as supplementary variates in this PCA.

**Results & discussion** Score plots of the observations (mean values for goats and mean values for days) on the first two components (48 % of variance explained) showed that there were significant goat and day effects, but almost independent effects: goat axis (between-animals variation) was perpendicular to day axis (between days variation, Figure 1).



**Figure 2** Score plots of the variates on the first 2 components of the PCA.

Score plots of the variates showed that the goat effect can be linked to an opposition between short saturated (SFAs), mono (MUFA) and polyunsaturated (PUFA) FA, on one hand, and long (SFAl) and branched SFA (SFABr), on the other hand (Figure 2). Modification of FA profile after the dietary change began very rapidly. A steady state status was observed around one week after it. Concentration of odd FA decreased, while the even/odd ratio of SFA and the n-6/n-3 ratio increased with the high concentrate diet. Score plots of the supplementary rumen variates showed that differences between goats were mainly linked to rumen fermentation patterns. Rumen pH was opposed to even/odd and n-6/n-3 ratios. On the PC1, % of C2, iC4 and iC5 are opposed to % C3 and % C4 which corresponds to a more acidogenic profile. This also suggests that VFA profile was stronger affected than pH, probably due to differences in microbiota. Goats in the bottom right quadrant (6 to 8) seemed more susceptible to acidosis than goats in the up left quadrant (1 to 3). Thus, fatty acid composition of goat milk is linked to rumen fermentation patterns as previously reported in cows (Fievez *et al.*, 2012), with an important between-animal variation that can explain why some authors find a marked between-trial effect (Bhagwat *et al.*, 2012). Phenotyping animals on this trait could outline specific rumen fermentation patterns.

**Conclusion** This study suggests that milk FA composition detected by gas chromatography may be a biomarker of changes in rumen fermentation and subsequent SARA, and so phenotyping goats on that trait might be of practical interest.

**Acknowledgements** This research was partially supported by grants from Idele in the project CASDAR rfi AcID 1310. The authors thank J. Tessier and his colleagues from Inra-AgroParisTech experimental farm for taking care of the goats

### References

- Bhagwat AM, De Baets B, Steen A, Vlaeminck B and Fievez V 2012. Journal of Dairy Science 95, 3926-3937.  
Fievez V, Colman E, Castro-Montoya JM, Stefanov I and Vlaeminck B 2012. Animal Feed Science and Technology 172, 51-65.

**Proceedings  
of the 10<sup>th</sup> International Symposium  
on the Nutrition of Herbivores  
2018**

**Herbivore nutrition supporting sustainable intensification  
and agro-ecological approaches**

**Advances in Animal Biosciences**

This book is part of a series, which is a companion to the journal ANIMAL



2 to 6 September 2018, Clermont-Ferrand, France

These proceedings of the International Symposium on the Nutrition of Herbivores constitutes summaries of papers presented at the 10<sup>th</sup> conference in Clermont-Ferrand, France, 2<sup>nd</sup> – 6<sup>th</sup> September 2018.

Summaries have been reviewed and edited for English language; however, the Organising Committee and publisher accept no responsibility for their accuracy. Views expressed in all contributions are those of the authors and not those of the symposium's committee members.

This publication contains all summaries that were available at the time of going to press.

## **ISNH 2018 COMMITTEE MEMBERS**

### **Local Organising Committee**

Yannick Faulconnier  
*(General Secretary)*  
Pascal Champciaux  
Christiane Espinasse  
Pascale Francisco  
Sabrina Gasser  
Benoît Graulet  
Pascal Payard  
Bernard Sepchat  
Mathieu Silberberg  
Maryse Teyssedre

### **Local Scientific Committee**

Isabelle Cassar-Malek *(Chair)*  
René Baumont *(Chair)*  
Fabienne Blanc  
Maryline Boval  
Bertrand Dumont  
Philippe Faverdin  
Géraldine Fleurance  
Evelyne Forano  
Nicolas Friggens  
Eliel Gonzalez-Garcia  
Diego Morgavi  
Brigitte Picard  
Mathieu Silberberg  
Isabelle Veissier

### **International Advisory Committee**

Ilias Kyriazakis, UK *(Chair)*  
André Bannink, Netherlands  
Isabelle Cassar-Malek, France  
Trevor DeVries, Canada  
Robert Forster, Canada  
Pilar de Frutos, Spain  
Pablo Gregorini, New Zealand  
Sabrina Louise Greenwood, USA  
Dianne Mayberry, Australia  
David Pacheco, New Zealand  
Tanda Panjaitan, India  
Debra Patterson, UK  
Nigel Scollan, UK  
W. Brandon Smith, USA  
Izabelle A. M. A. Teixeira, Brazil  
Aila Vanhatalo, Finland  
Guangyong Zhao, China

### **Editors**

René Baumont  
Mathieu Silberberg  
Isabelle Cassar-Malek

ISNH 2018 Website : <https://symposium.inra.fr/isnh2018>



© 2018 Animal Consortium

ISSN 2040-4700

ISSN 2040-4700

SEPTEMBER 2018

VOLUME 9 ISSUE 3



# Advances in Animal Biosciences

## Herbivore nutrition supporting sustainable intensification and agro-ecological approaches

Proceedings of the 10<sup>th</sup> International  
Symposium on the Nutrition of Herbivores  
ISNH 2018



### Editors

René Baumont  
Mathieu Silberberg  
Isabelle Cassar-Malek

**CAMBRIDGE**  
UNIVERSITY PRESS





# PHENOTYPING MILK FATTY ACID COMPOSITION IN DAIRY GOATS TO STUDY VARIATIONS IN RUMEN FERMENTATION PATTERNS AND TO PREDICT THE OCCURRENCE OF ACIDOSIS

S. Giger-Reverdin<sup>1</sup>, P.G. Toral<sup>2</sup>, P. Frutos<sup>2</sup>, G. Hervás<sup>2</sup>, D. Sauvant<sup>1</sup>

<sup>1</sup>UMR Modélisation Systémique Appliquée aux Ruminants,  
INRA, AgroParisTech, Université Paris-Saclay, 75005, Paris, France

<sup>2</sup>Instituto de Ganaderia de Montana (CSIC-University of Leon),  
Finca Marzanas s/n, 24346 Grulleros, Leon, Spain

## Take home Message

Individual milk fatty acid composition is a good biomarker in dairy goats to detect status of rumen fermentation patterns. According to this purpose, it can be used to phenotype dairy goats susceptibility to sub-acute rumen acidosis (SARA).

## Introduction

Milk fatty acid (FA) composition is linked to diet composition. This trial aimed to study the between animal variation when they were moved from a low concentrate diet (20 %) to a high one (50 %) and test if milk FA profile could be a good biomarker of SARA (sub-acute rumen acidosis).

## Material and Methods

Milk was sampled on 8 cannulated goats, for 2 days before the shifting from the low- to the high-concentrate diet (D1 & D2), 4 days after (D3 to D6) and once weekly (D7 to D9) and analysed for 91 fatty acids (FA) detected by Gas Chromatography.

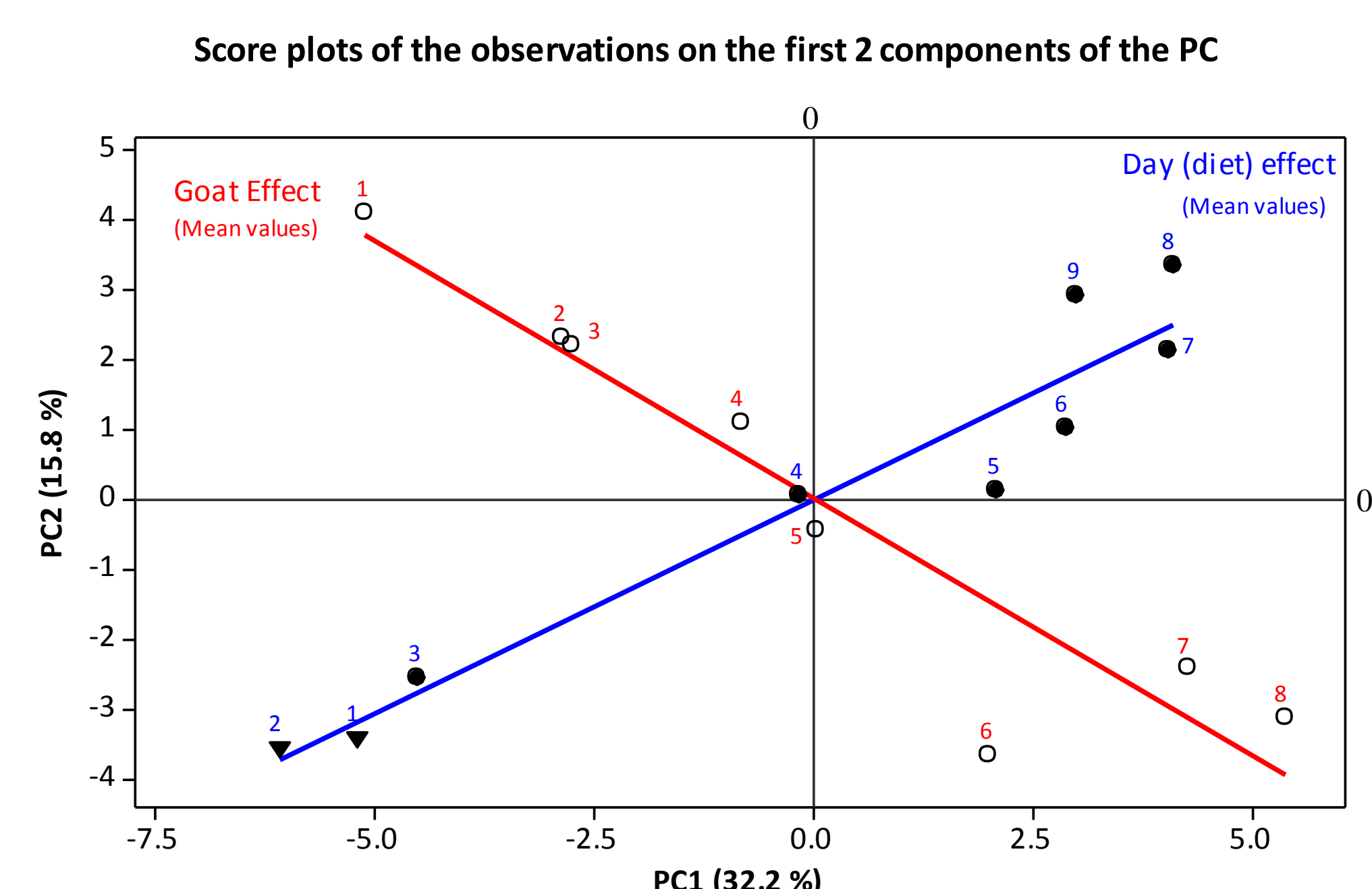
Rumen fluid was sampled simultaneously before the morning feed (T0) and 1, 2, 4 and 6 h after and analysed for pH and Volatile Fatty Acids (VFA).

A principal component analysis (PCA) was used to describe relationships among FA which were pooled in groups according to their saturation degree and C chain length. Rumen fermentation data were considered as supplementary variates in the PCA.

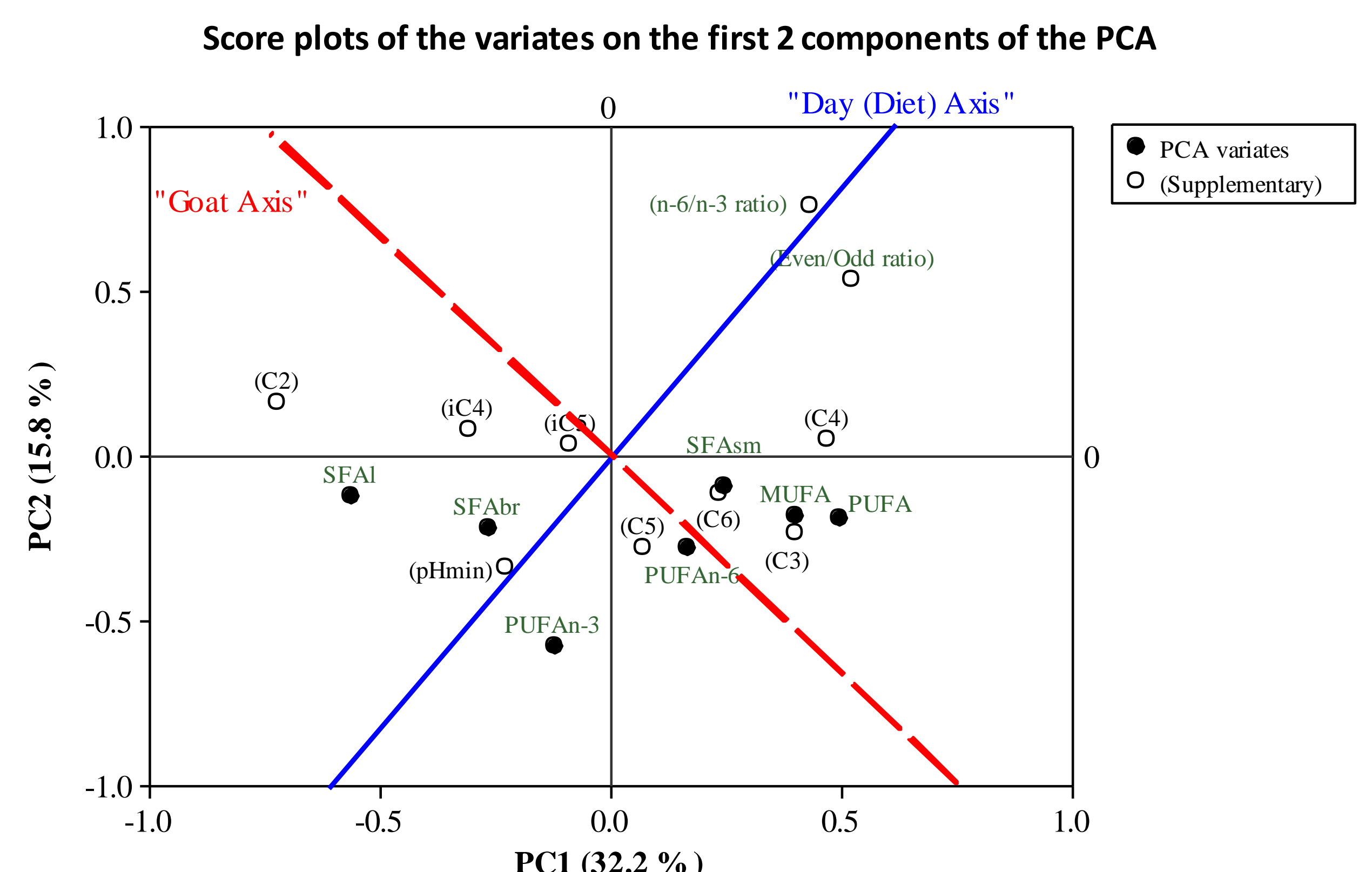
**Acknowledgements:** This research was partially supported by grants from Idele in the project CASDAR rfi Acid 1310.

## Results & Discussion

Score plots of the observations showed significant goat and day effects



The goat effect is linked to the type of FA which were modified very quickly after diet change due to modifications in rumen fermentation pattern.



Phenotyping animals on this trait could outline specific rumen fermentation patterns.