



HAL
open science

Integration of bacterial RNA-Seq & human gut microbiota metaproteomic datasets highlights *Faecalibacterium duncaniae* A2-165's import systems

Eugénie Huillet, Philippe Langella, Muriel Thomas, Harry Sokol, Céline Henry, Catherine Juste, Véronique Robert, Séverine Layec, Sophie Verstraeten, Laurent Beney, et al.

► To cite this version:

Eugénie Huillet, Philippe Langella, Muriel Thomas, Harry Sokol, Céline Henry, et al.. Integration of bacterial RNA-Seq & human gut microbiota metaproteomic datasets highlights *Faecalibacterium duncaniae* A2-165's import systems. 5th International metaproteomics symposium, Apr 2023, Avignon, France. hal-04321685

HAL Id: hal-04321685

<https://hal.inrae.fr/hal-04321685>

Submitted on 4 Dec 2023

HAL is a multi-disciplinary open access archive for the deposit and dissemination of scientific research documents, whether they are published or not. The documents may come from teaching and research institutions in France or abroad, or from public or private research centers.

L'archive ouverte pluridisciplinaire **HAL**, est destinée au dépôt et à la diffusion de documents scientifiques de niveau recherche, publiés ou non, émanant des établissements d'enseignement et de recherche français ou étrangers, des laboratoires publics ou privés.



Integration of bacterial RNA-Seq & human gut microbiota metaproteomic datasets highlights *Faecalibacterium duncaniae* A2-165's import systems

E. Huillet
S. Verstraeten
S. Auger
V. Robert
H. Sokol
M. Thomas

P. Langella
S. Layec
C. Juste
C. Henry
Y. Jaszczyszyn
L. Beney

Introduction

Faecalibacterium commensal bacteria are among the main bacteria responsible for the consumption of acetate and the production of butyrate, which has anti-inflammatory properties beneficial to intestinal health (1-4). Production of selected strains as next-generation probiotic is in progress. Yet, little is known about how acetate availability affects this bacterium's gene expression strategies either in a pure culture, in coculture models with acetate-producing bacteria such as *Blautia* sp. (5) or in the complex ecosystem: human gut microbiome.

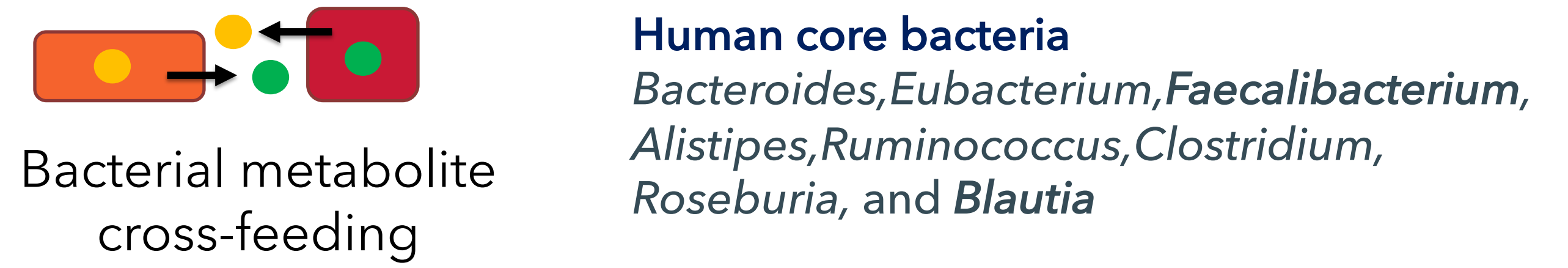
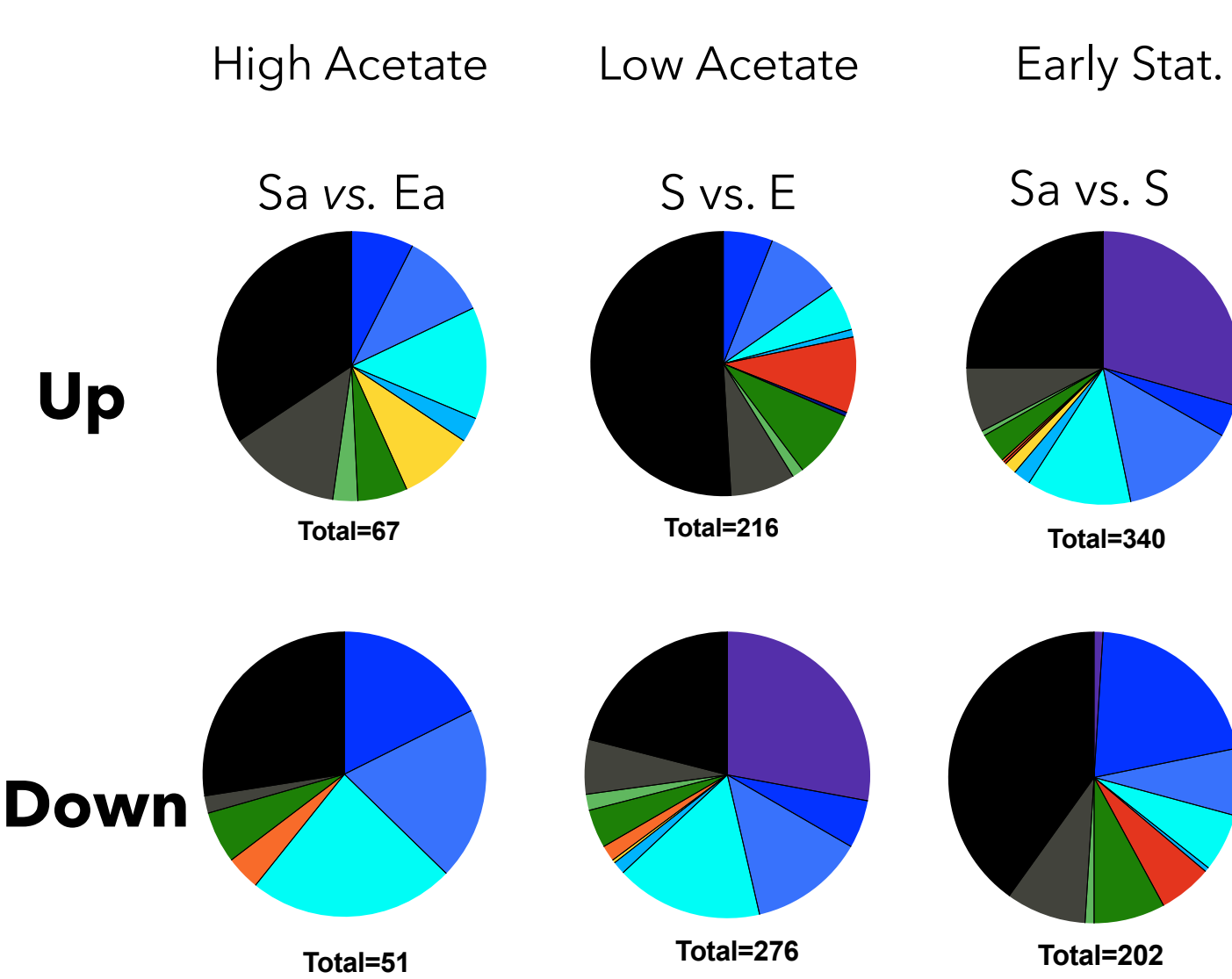
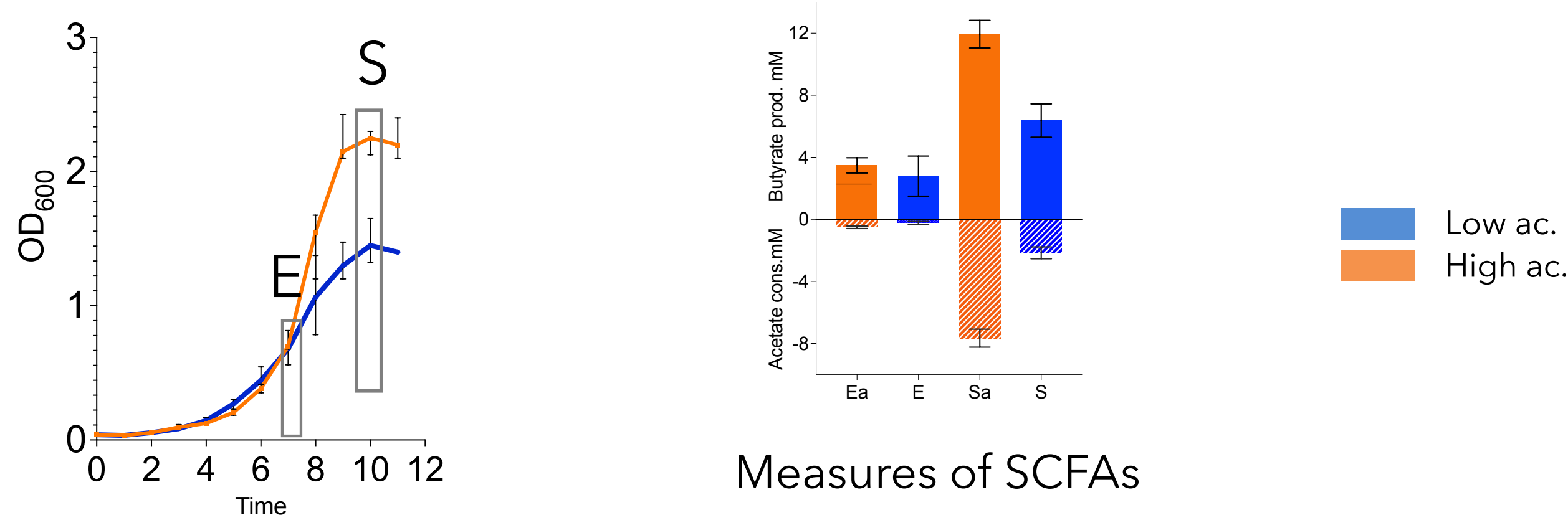
Objectives

- ✓ Transcriptional responses to low/high acetate level (RNA-seq, pure culture)
- ✓ Deciphering import systems expression *in vivo* at the protein level (human gut metaproteomic dataset from stool samples).

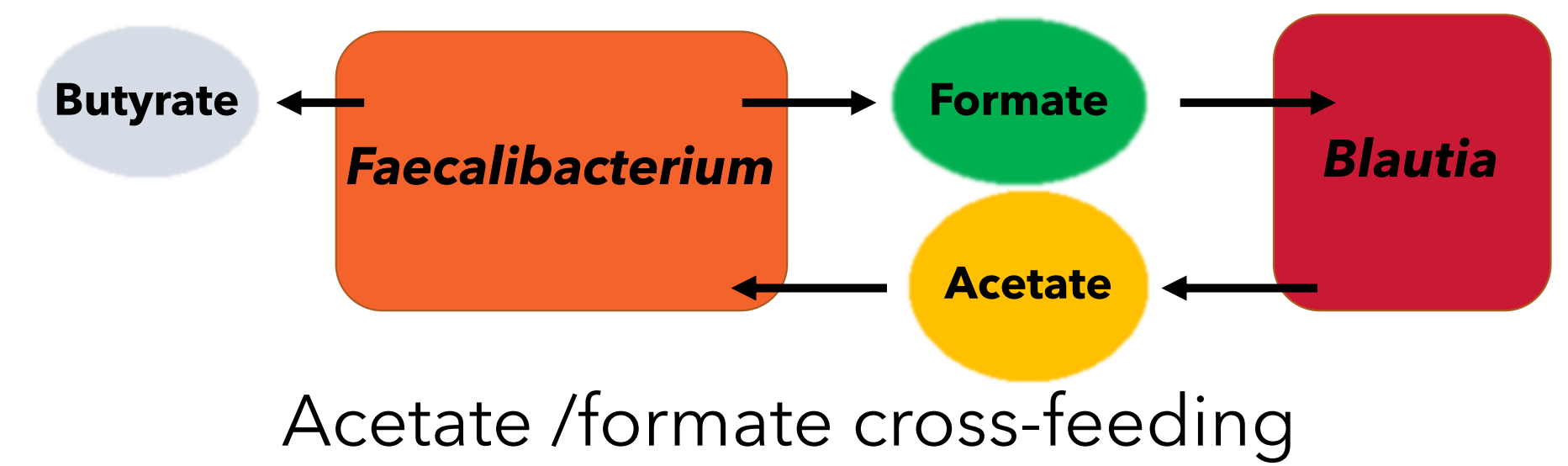
Method RNA-seq

Comparison of gene expression patterns between 2 growth phases (late exponential vs. early stationary) and 2 acetate levels (low: 3 mM vs. high: 23 mM) in BHIS medium. Cultures in triplicate were performed in an anaerobic chamber.

1. Overview of RNA-Seq data



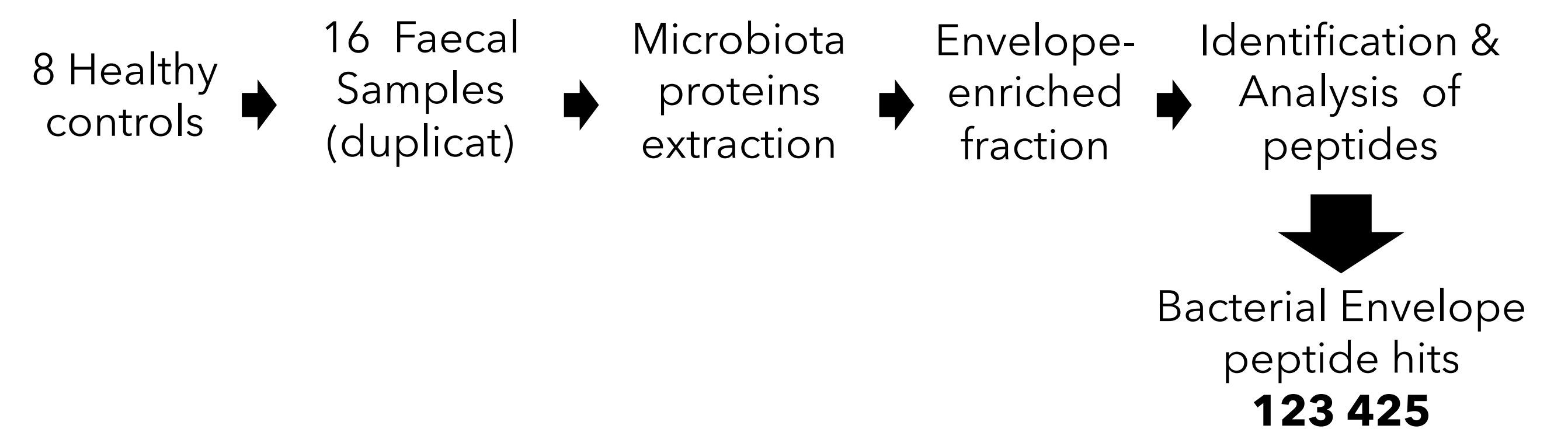
Human core bacteria
Bacteroides, Eubacterium, Faecalibacterium, Alistipes, Ruminococcus, Clostridium, Roseburia, and Blautia



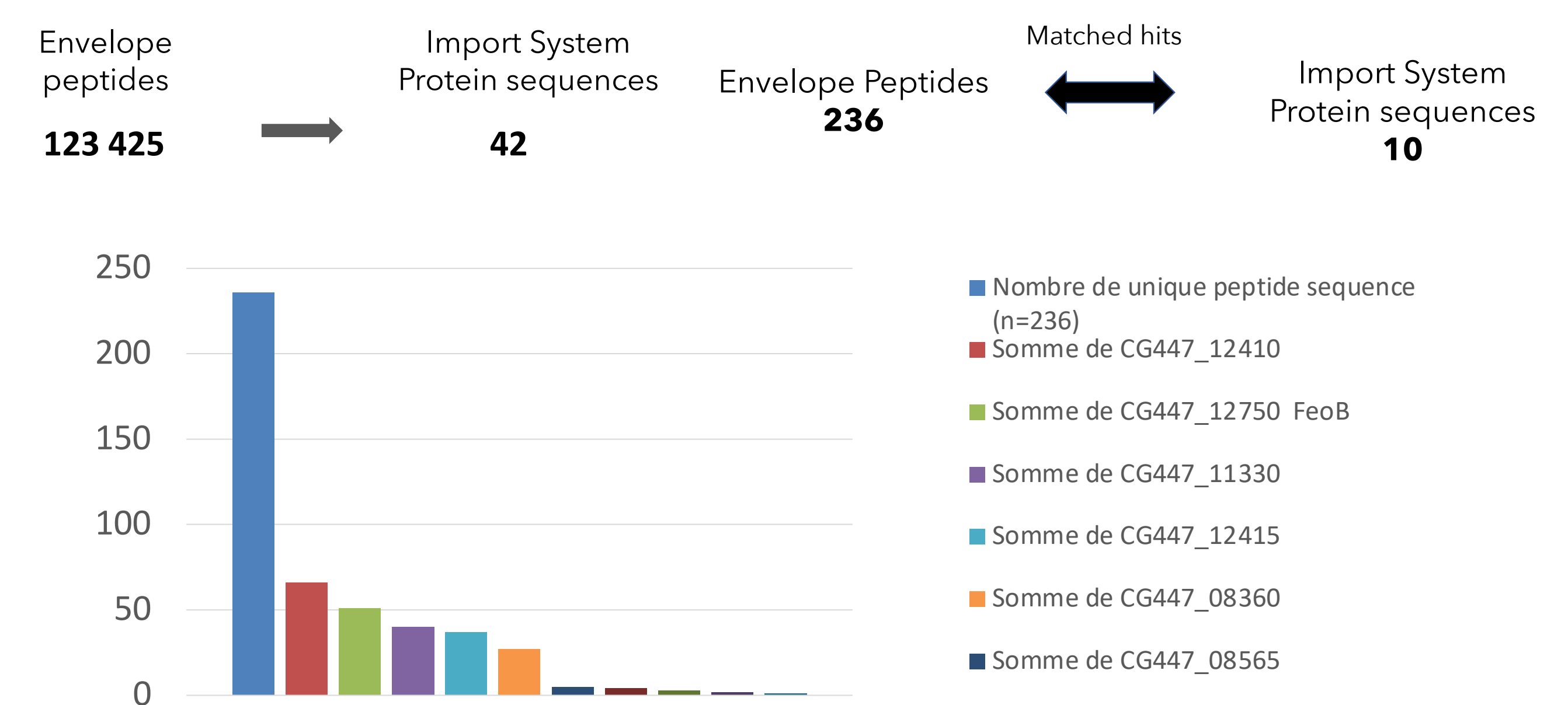
Results

At low-acetate levels, a general stress response was activated, and protein synthesis expression was down-regulated. At high-acetate levels, there was greater expression of genes related to butyrate synthesis and to the importation of B vitamins and ferrous iron.

2. Overview of Metaproteomic data (6)



3. Integrating RNAseq & metaproteomic data



Conclusion- perspectives

Using RNA-Seq, we characterized 2 early stationary lifestyles of *F. duncaniae* A2-165 related to acetate consumption and butyrate production. Through multiomics and targeted approaches, we characterized the regulation of FeoB transporter expression involved in ferrous iron uptake. Currently, we analyze the metatranscriptome of the coculture *Blautia faecis* (7) & *F. duncaniae* A2-165. These data should decipher the acetate cross-feeding in a synthetic gut commensal community (BP acetate project-Qualiment).

References: 1. Sokol H, et al (2008) PNAS. 2. Miquel S, et al (2013) Curr Opin Microbio. 3. Martin R, et al (2018) Front Microbio. 4. Langella P. et al (2019) Front Microbiol. 5. D'Hoe K et al (2018). 6. Henry C, et al. (2022) Cells. 7. Verstraeten et al (2022) Nutrients