



**HAL**  
open science

## Using a long-term experiment with a wide range of management practices to challenge N<sub>2</sub>O emission modelling with the STICS model

Paul Belleville, Fabien Ferchaud, Frédéric Bornet, Benjamin Dumont, Jérôme Duval, Eric Gréhan, Bernard Heinesch, Frida Keuper, Bruno Mary, Guillaume Vitte, et al.

### ► To cite this version:

Paul Belleville, Fabien Ferchaud, Frédéric Bornet, Benjamin Dumont, Jérôme Duval, et al.. Using a long-term experiment with a wide range of management practices to challenge N<sub>2</sub>O emission modelling with the STICS model. XIII STICS Seminar, Nov 2023, Latresne, France. hal-04326978

**HAL Id: hal-04326978**

**<https://hal.inrae.fr/hal-04326978v1>**

Submitted on 6 Dec 2023

**HAL** is a multi-disciplinary open access archive for the deposit and dissemination of scientific research documents, whether they are published or not. The documents may come from teaching and research institutions in France or abroad, or from public or private research centers.

L'archive ouverte pluridisciplinaire **HAL**, est destinée au dépôt et à la diffusion de documents scientifiques de niveau recherche, publiés ou non, émanant des établissements d'enseignement et de recherche français ou étrangers, des laboratoires publics ou privés.



Distributed under a Creative Commons Attribution - NonCommercial - NoDerivatives 4.0 International License

## ➤ Using a long-term experiment with a wide range of management practices to challenge N<sub>2</sub>O emission modelling with the STICS model

P. Belleville<sup>1</sup>, F. Ferchaud<sup>1,2</sup>, F. Bornet<sup>1</sup>, B. Dumont<sup>1,3</sup>, J. Duval<sup>1</sup>, E. Gréhan, B. Heinesch<sup>1,4</sup>, F. Keuper<sup>1</sup>, B. Mary<sup>1</sup>, G. Vitte<sup>1</sup>, J. Léonard<sup>1</sup>

<sup>1</sup> INRAE, UMR Transfrontalière BioEcoAgro

<sup>2</sup> INRAE, UMR Eco&Sols

<sup>3</sup> Liege University, Gembloux Agro-Bio Tech, AgroBioChem/TERRA, Biosystems Dynamics and Exchanges (BIODYNE)

<sup>4</sup> Liege University, Gembloux Agro-Bio Tech, AgroBioChem/TERRA, Crop Science Unit

## ➤ Introduction

- N<sub>2</sub>O is a problematic gas when released into the atmosphere because of its global warming potential
  - Agriculture is one of the main sources of N<sub>2</sub>O emissions worldwide
  - Cropping systems have different N<sub>2</sub>O emission levels
- Modelling has great potential to synthesize existing knowledge and identify best cropping systems to mitigate N<sub>2</sub>O emissions
- N<sub>2</sub>O emissions are challenging to predict due to high spatiotemporal variability and complex interconnected drivers
- Our aim is to assess STICS ability to simulate long-term N<sub>2</sub>O emissions for contrasted cropping systems and to describe and analyse the error



## ➤ Method - N<sub>2</sub>O modelling withing STICS

STICS models two processes which set-up the order of magnitude of the nitrogen possibly available for N<sub>2</sub>O emissions:

- nitrification of NH<sub>4</sub><sup>+</sup> - driven by [NH<sub>4</sub><sup>+</sup>], pH, T°C, water content - and
- denitrification of NO<sub>3</sub><sup>-</sup> - driven by [NO<sub>3</sub><sup>-</sup>], T°C, water filled pore space

N<sub>2</sub>O-N emissions are described as a proportion of nitrification and denitrification rates:

- The share of N-nitrified emitted as N<sub>2</sub>O is driven by WFPS
- The share of N-denitrified emitted as N<sub>2</sub>O is driven by pH, water filled pore space, [NO<sub>3</sub><sup>-</sup>]

Known limits:

- Carbon availability is not involved in the N<sub>2</sub>O-module
- Instant, no-loss diffusion of N<sub>2</sub>O from soil to the atmosphere

## ➤ Method - Experimental site and treatments

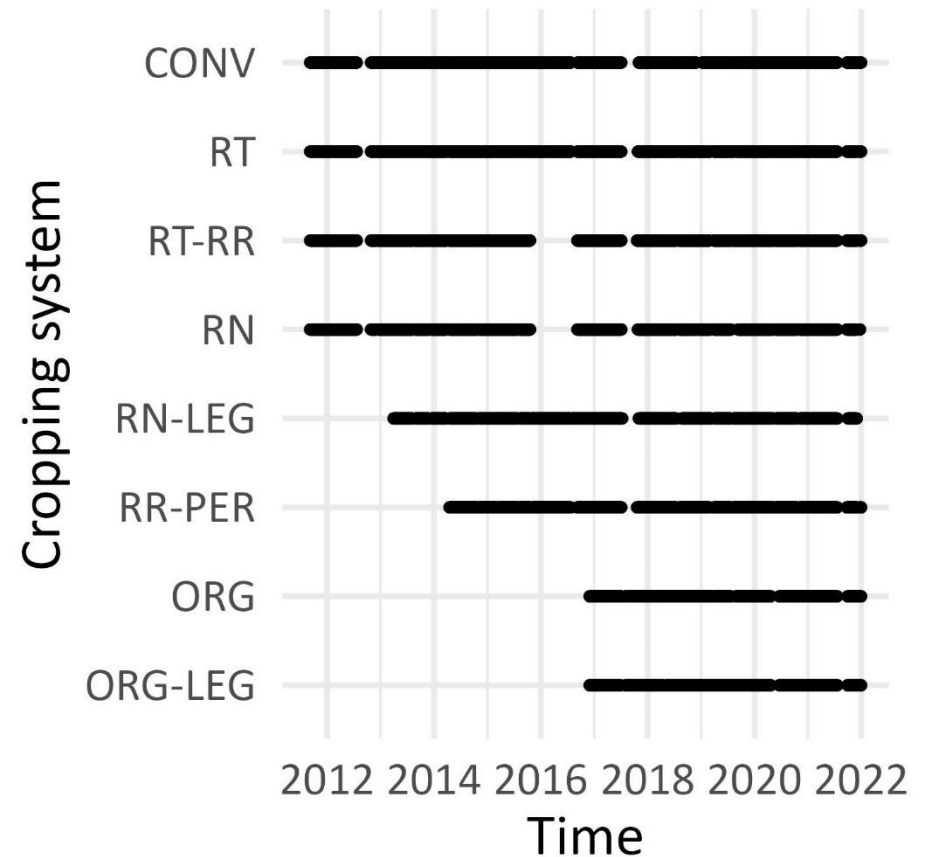
- Estrées-Mons – deep silt loam – oceanic with continental influence
- 6 treatments in a randomized complete 4-blocks design (11 ha) + 2 treatments in another randomized complete 3-blocks design (3 ha).

Treatment	CONV	RT	RT-RR	RN	RN- LEG	RR- PER	ORG	ORG- LEG
Plowing	✓	✗	✗	✓	✓	✗	✓	✓
Exportation of cash crop residues	✗	✗	✓	✗	✗	✓	✗	✗
Mineral N (% of ref. dose)	100%	100%	100%	35%	35%	100%	0%	0%
Legumes' frequency	low	low	low	low	high	low	low	high
Perennial crops within succession	✗	✗	✗	✗	✗	✓	✗	✗
Chemical protection	✓	✓	✓	✓	low	✓	✗	✗

## ➤ Method - Experimental site and treatments



Automatic chamber monitoring N<sub>2</sub>O fluxes



Sampling effort through time

## ➤ Method – STICS parameters

- Default parameters
- Gap in the order of magnitude of N<sub>2</sub>O emissions → find a value for **vpotdenit** (kg<sub>N</sub>.ha<sup>-1</sup>.day<sup>-1</sup> over 0-20 cm) yielding in close cumulative emissions for CONV

$$vdenit = vpotdenit \times f(NO_3^-) \times f(Td) \times f(WFPS)$$

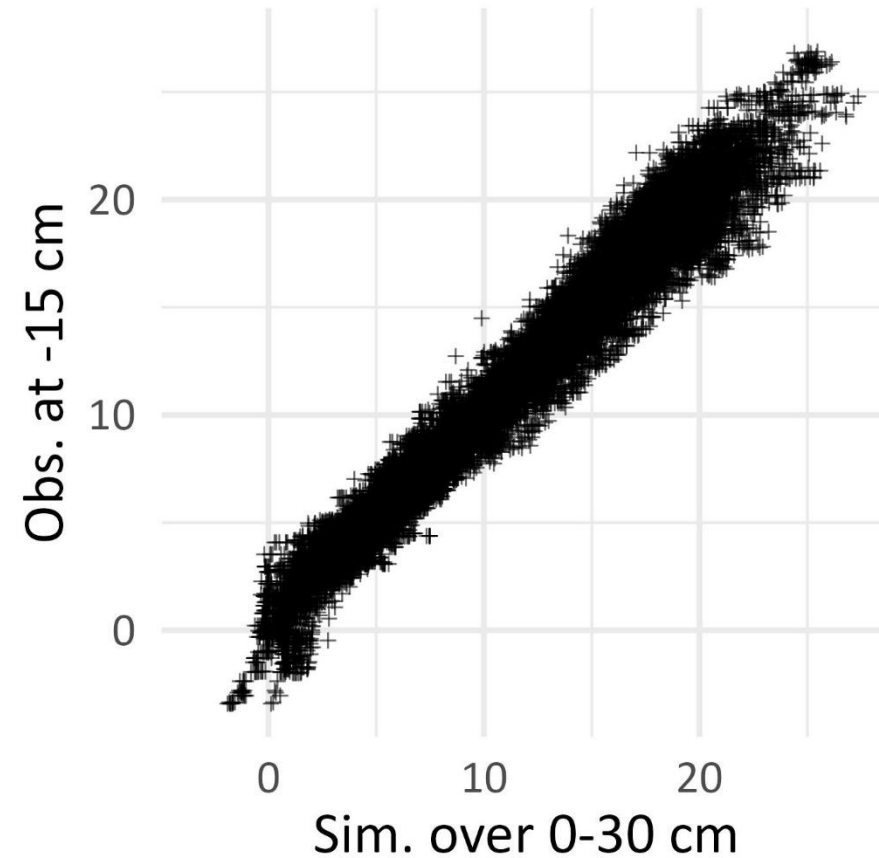
## ➤ Method - Simulation assessment and errors

- Variables of interest
  - Soil moisture, temperature,  $[\text{NH}_4^+]$  and  $[\text{NO}_3^-]$  +  $\text{N}_2\text{O}$  emissions
- Simulations assessment
  - Simulations vs Observations: scatterplot, temporal dynamic, cumulatives, standard indicators ( $R^2$ , RMSE)
- Describe prediction error
  - Is the difference between observed and simulated values explained by other variables? Is it possible to « predict » the error from other simulated values, and better understand the limits of the model?



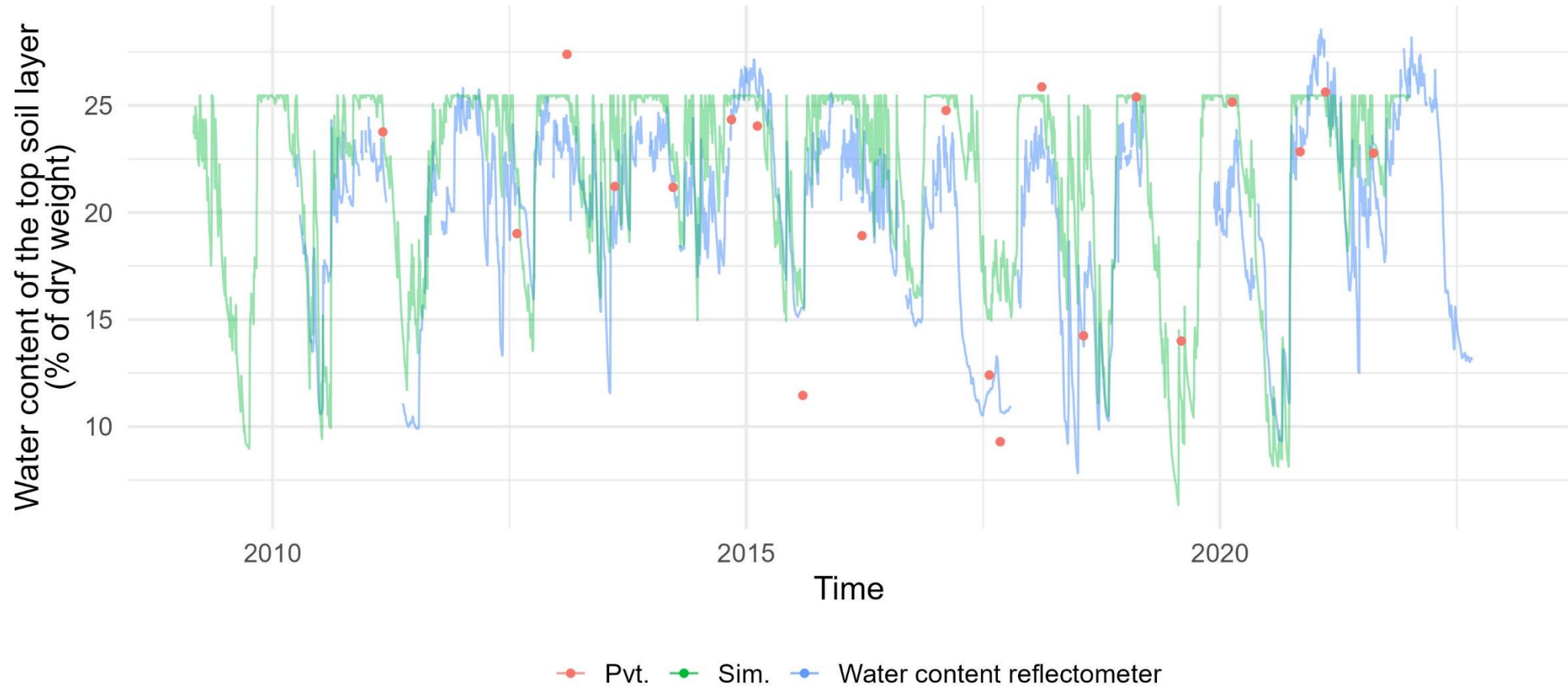


## ➤ Results – Simulation of N<sub>2</sub>O drivers



Obs. vs. Sim. Daily mean temperature (°C)

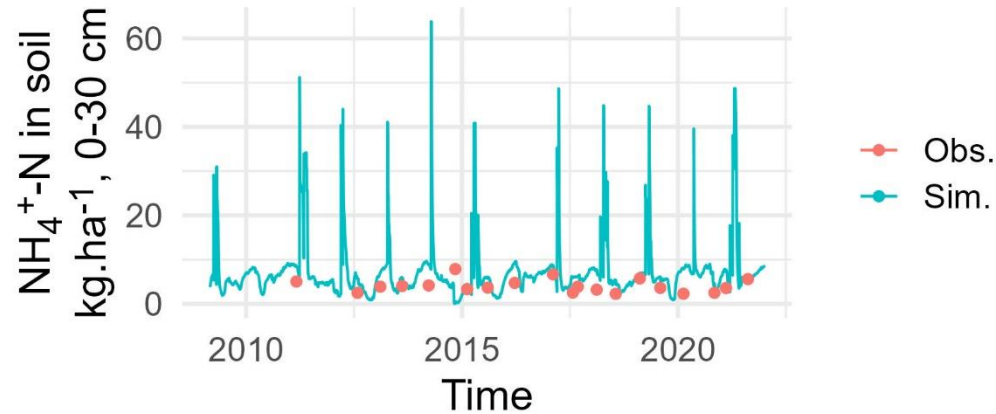
## ➤ Results – Simulation of N<sub>2</sub>O drivers



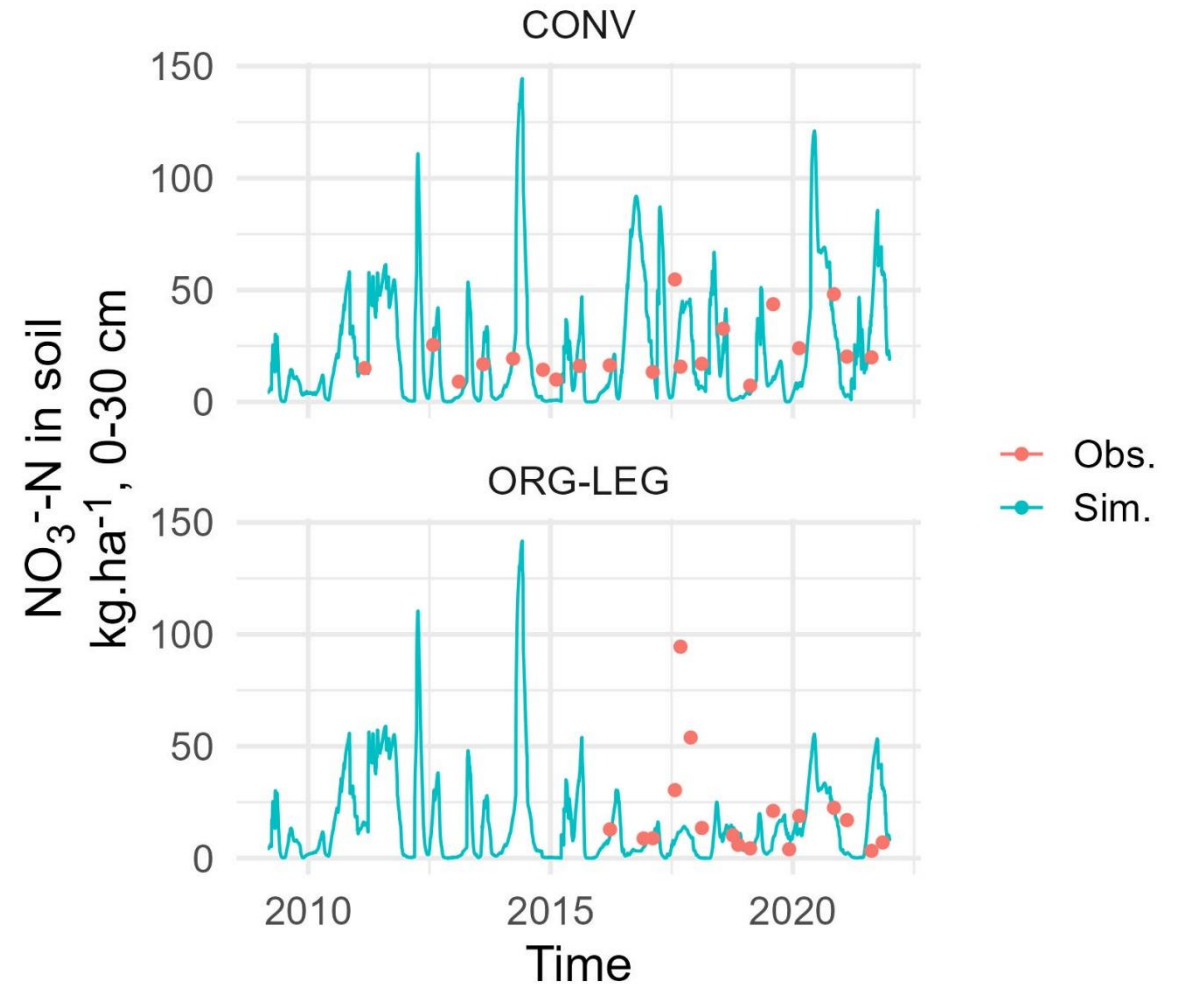
Comparison of three data sources for the estimation of the topsoil water content of the CONV treatment

## ➤ Results – Simulation of N<sub>2</sub>O drivers

NH<sub>4</sub><sup>+</sup> and NO<sub>3</sub><sup>-</sup>



Ammonium-nitrogen in soil through time for the CONV treatment

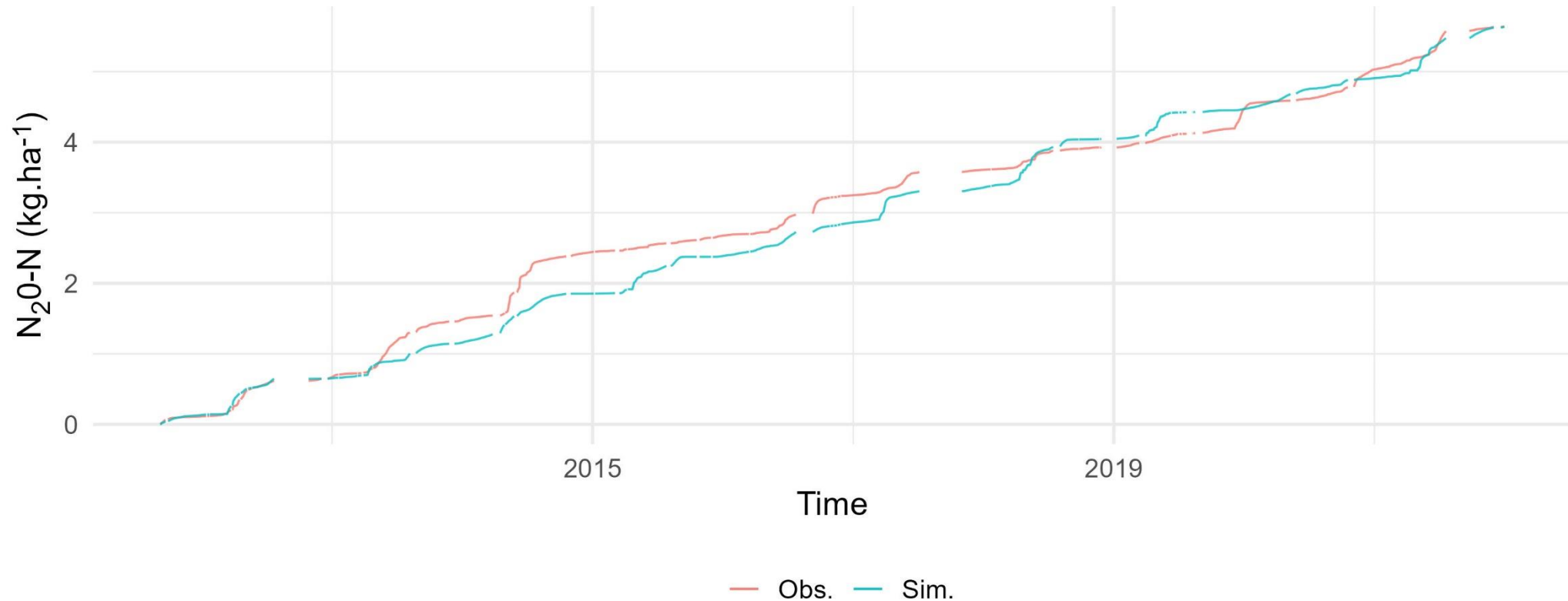


Nitrate-nitrogen in soil through time for the CONV and the ORG-LEG treatments



## ➤ Results – Adjusting the value of vpotdenit

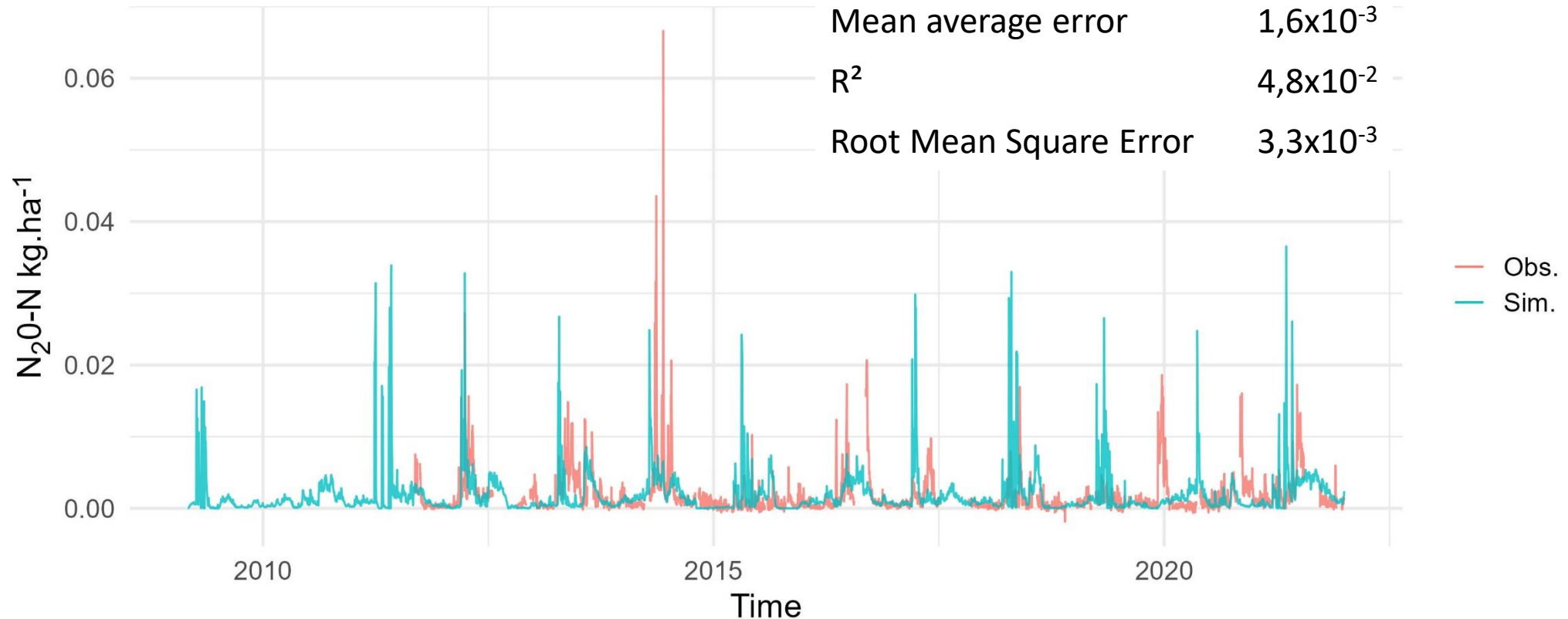
$v_{potdenit_s} = 0.07 \text{ kg}_N \cdot \text{ha}^{-1} \cdot \text{day}^{-1}$  over 0-20 cm (default is 2)



Cumulated N<sub>2</sub>O-N emissions for the CONV treatment using  $v_{potdenit} = 0,07$

## ➤ Results – Simulations of N<sub>2</sub>O emissions

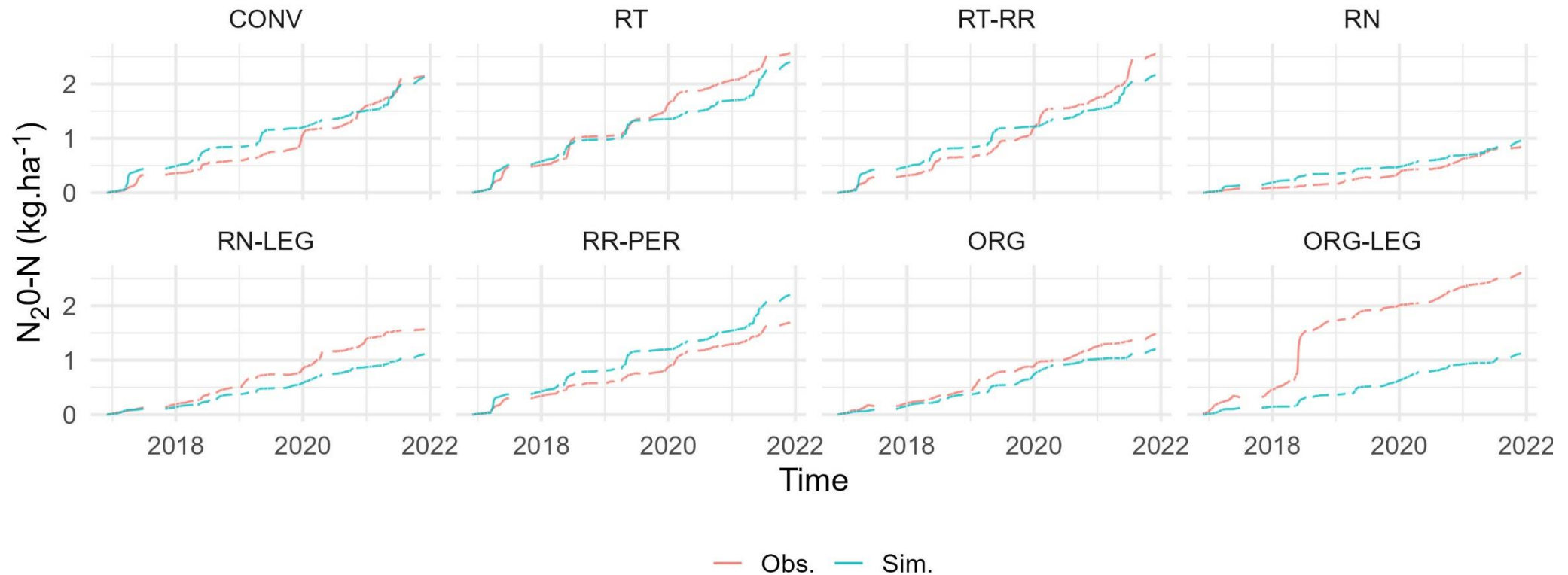
$v_{potdenit_s} = 0.07 \text{ kg}_N \cdot \text{ha}^{-1} \cdot \text{day}^{-1}$  over 0-20 cm (default is 2)



Observed and simulated N<sub>2</sub>O-N emissions through time for the CONV treatment

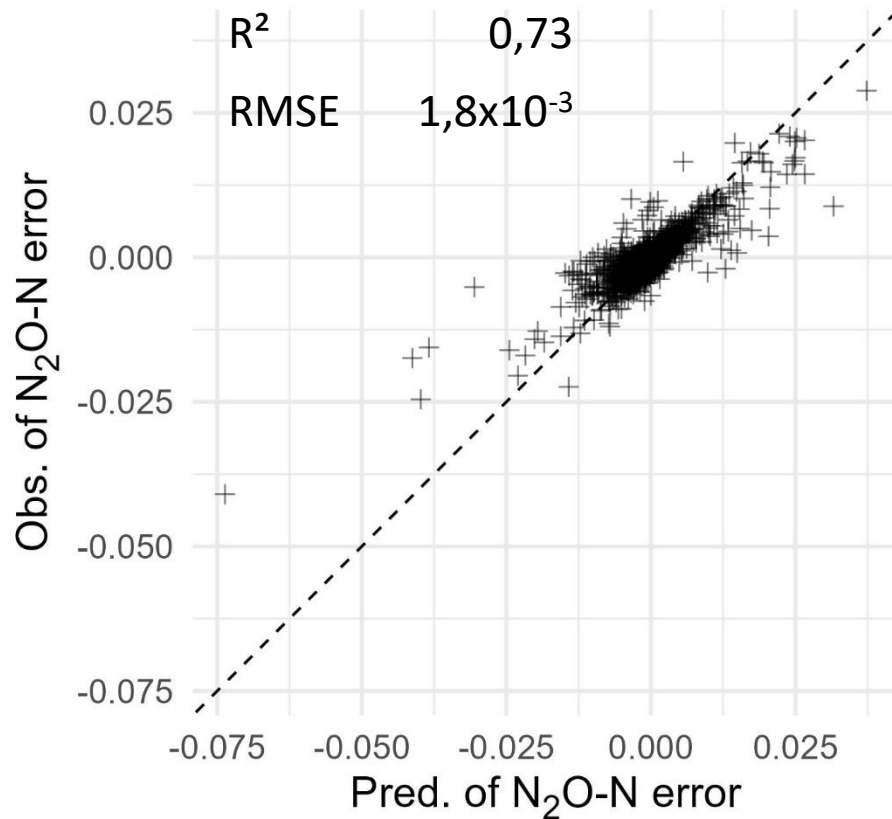
## ➤ Results – Simulations of N<sub>2</sub>O emissions

$v_{potdenit_s} = 0.07 \text{ kg}_N \cdot \text{ha}^{-1} \cdot \text{day}^{-1}$  over 0-20 cm (default is 2)



Cumulated N<sub>2</sub>O-N emissions for all treatments

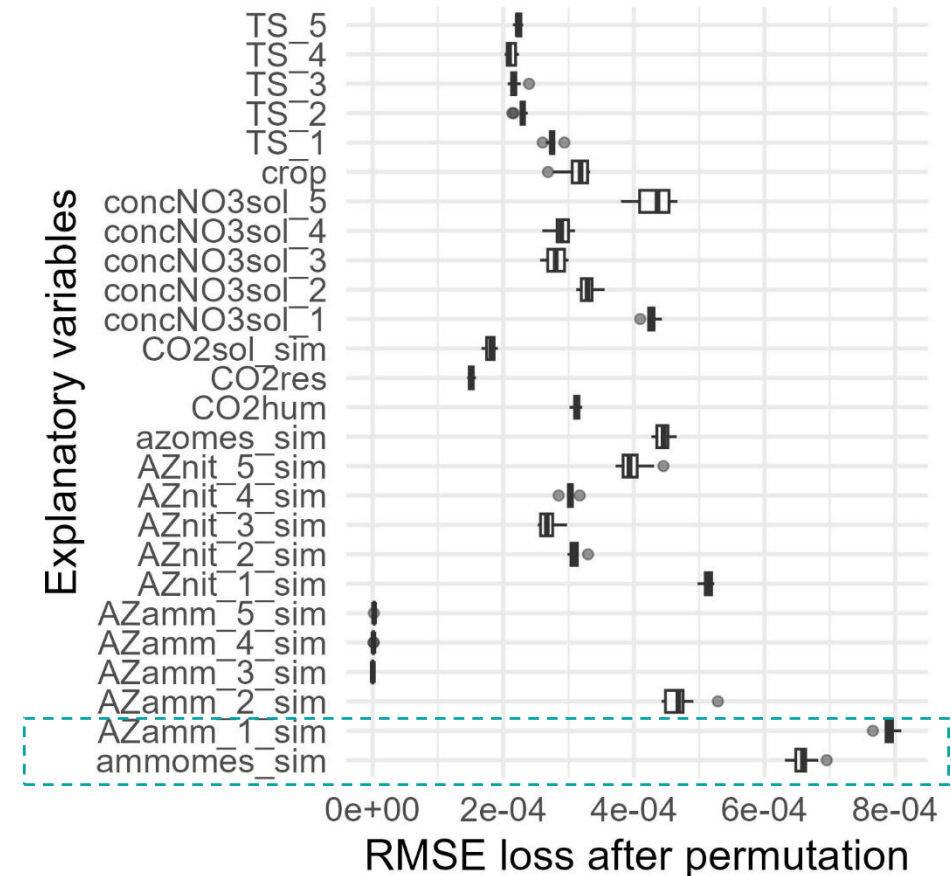
## ➤ Result – Predict STICS error on N<sub>2</sub>O emissions



Prediction of N<sub>2</sub>O-N sim-obs error using  
Random Forest model on test dataset

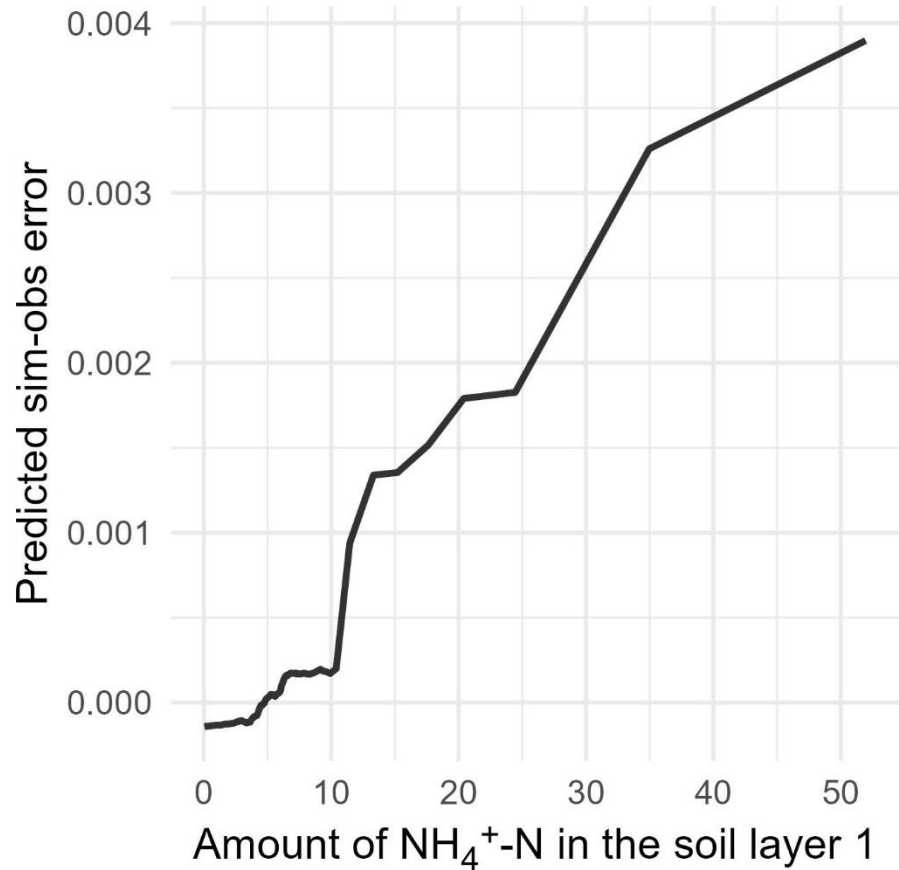
INRAE

XIII STICS user seminar  
2023-11-15 / Paul Belleville



Assessment of the variable importance for  
predicting the sim-obs error

## ➤ Results – Interpreting the random forest model



Accumulated-local profile of the main variable influencing the error



## ➤ Conclusion

- Simulation of  $N_2O$  emissions drivers
  - Soil temperature and soil moisture are considered as good enough
  - $[NO_3^-]$  is treatment-dependent
  - $[NH_4^+]$  is good for low concentration values but unknown for high concentration values.
- Simulation of  $N_2O$ 
  - Despite bad  $R^2$ , the RMSE is low and the overall seasonality is simulated
  - Cumulative values are good except for the ORG-LEG treatment
- Understanding the error:
  - STICS error can be estimated using a random forest model fuelled by simulated variables
  - The amount of  $NH_4^+$  is the main variable contributing to the random forest

INRAE

➤ Thank you for your attention!

5 mins for questions