



**HAL**  
open science

## **A bioinformatic pipeline to elucidate the links between viruses and their hosts in microbial communities, applied to viruses in anaerobic digestion processes**

Vuong Quoc Hoang Ngo, Cédric Midoux, Mahendra Mariadassou, Valentin Loux, François Enault, Mart Krupovic, Ariane Bize

### ► To cite this version:

Vuong Quoc Hoang Ngo, Cédric Midoux, Mahendra Mariadassou, Valentin Loux, François Enault, et al.. A bioinformatic pipeline to elucidate the links between viruses and their hosts in microbial communities, applied to viruses in anaerobic digestion processes. JOBIM 2021 (JOBIM (Journées Ouvertes en Biologie, Informatique et Mathématiques), Jul 2021, Paris, France. . hal-04359920

**HAL Id: hal-04359920**

**<https://hal.inrae.fr/hal-04359920>**

Submitted on 21 Dec 2023

**HAL** is a multi-disciplinary open access archive for the deposit and dissemination of scientific research documents, whether they are published or not. The documents may come from teaching and research institutions in France or abroad, or from public or private research centers.

L'archive ouverte pluridisciplinaire **HAL**, est destinée au dépôt et à la diffusion de documents scientifiques de niveau recherche, publiés ou non, émanant des établissements d'enseignement et de recherche français ou étrangers, des laboratoires publics ou privés.



# A bioinformatic pipeline to elucidate the links between viruses and their hosts in microbial communities, applied to viruses in anaerobic digestion processes

Vuong Quoc Hoang NGO<sup>1</sup>, Cédric MIDOUX<sup>1,2,3</sup>, Mahendra MARIADASSOU<sup>2,3</sup>, Valentin LOUX<sup>2,3</sup>, François ENAULT<sup>4</sup>, Mart KRUPOVIC<sup>5</sup>, Ariane BIZE<sup>1</sup>

<sup>1</sup> Université Paris-Saclay, INRAE, PROSE, 92761, Antony, France.

<sup>3</sup> Université Paris-Saclay, INRAE, BioinfOmics, MIGALE Bioinformatics Facility, 78350, Jouy-en-Josas, France. <sup>5</sup> Institut Pasteur, Archaeal Virology Unit, 75015 Paris, France.

<sup>2</sup> Université Paris-Saclay, INRAE, MaIAGE, 78350, Jouy-en-Josas, France. <sup>4</sup> UMR CNRS 6023 Microorganismes : Génome et Environnement, 63177, Aubière, France.

## Context

- Viruses are key-players in microbial ecosystems. However, predicting hosts from viruses is still a major challenge in microbial ecology.
- We developed a bioinformatic pipeline including the detection of CRISPR protospacers in viral contigs, a method previously used to predict hosts from marine viruses [1].
- We applied our pipeline to anaerobic digestion (AD) ecosystems, in the context of organic waste treatment. We focused on the diversity of viruses infecting methanogens, the latter being the key actors of methane production during AD process.

## Data

- Samples originating from 2 distinct AD microcosms
- Cellular and viral DNA extracted and sequenced by Illumina NextSeq (2 \* 150bp): ≈40M read pairs per sample for cellular metagenomes and ≈20M for each metavirome.



Substrate = Formate

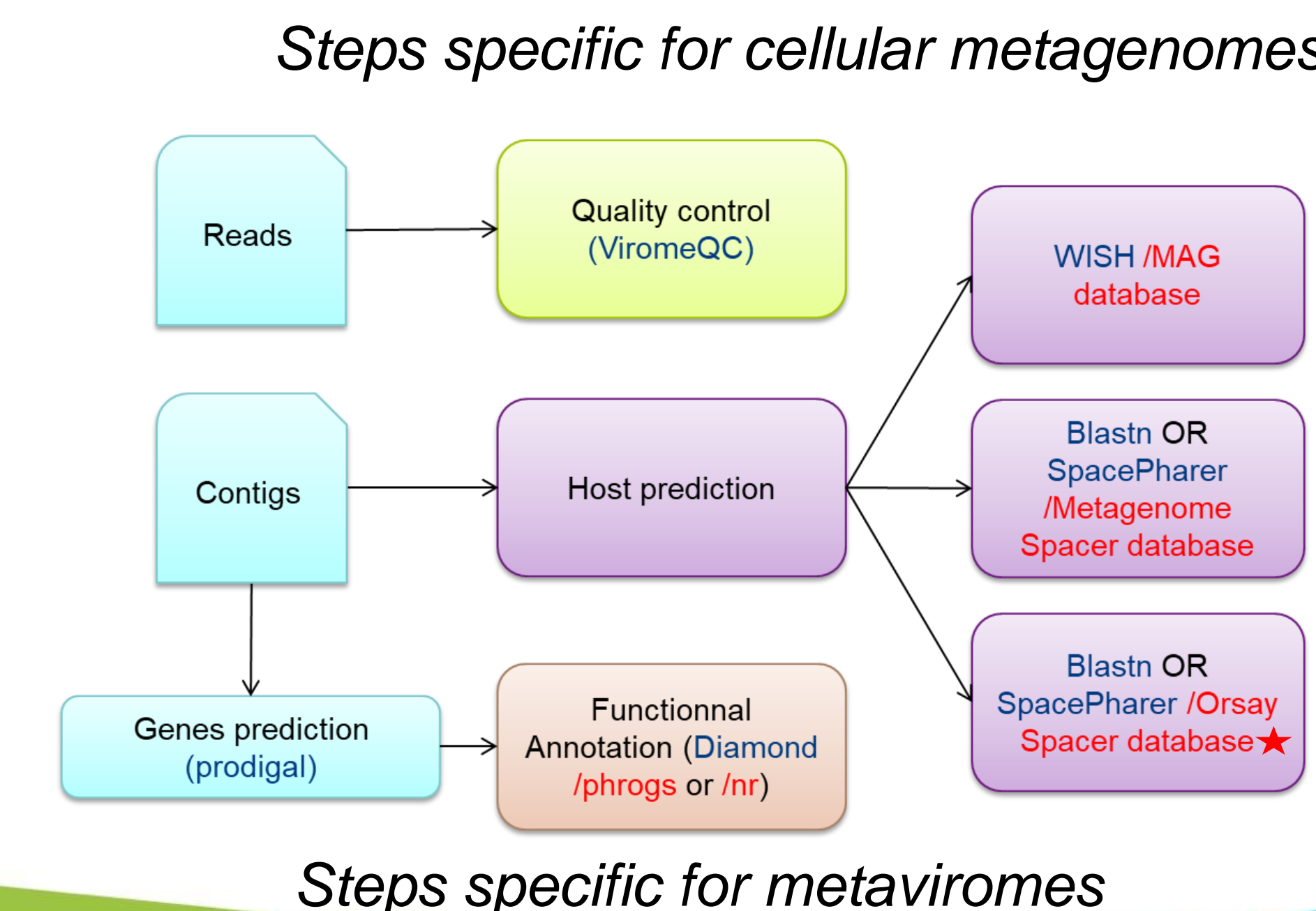
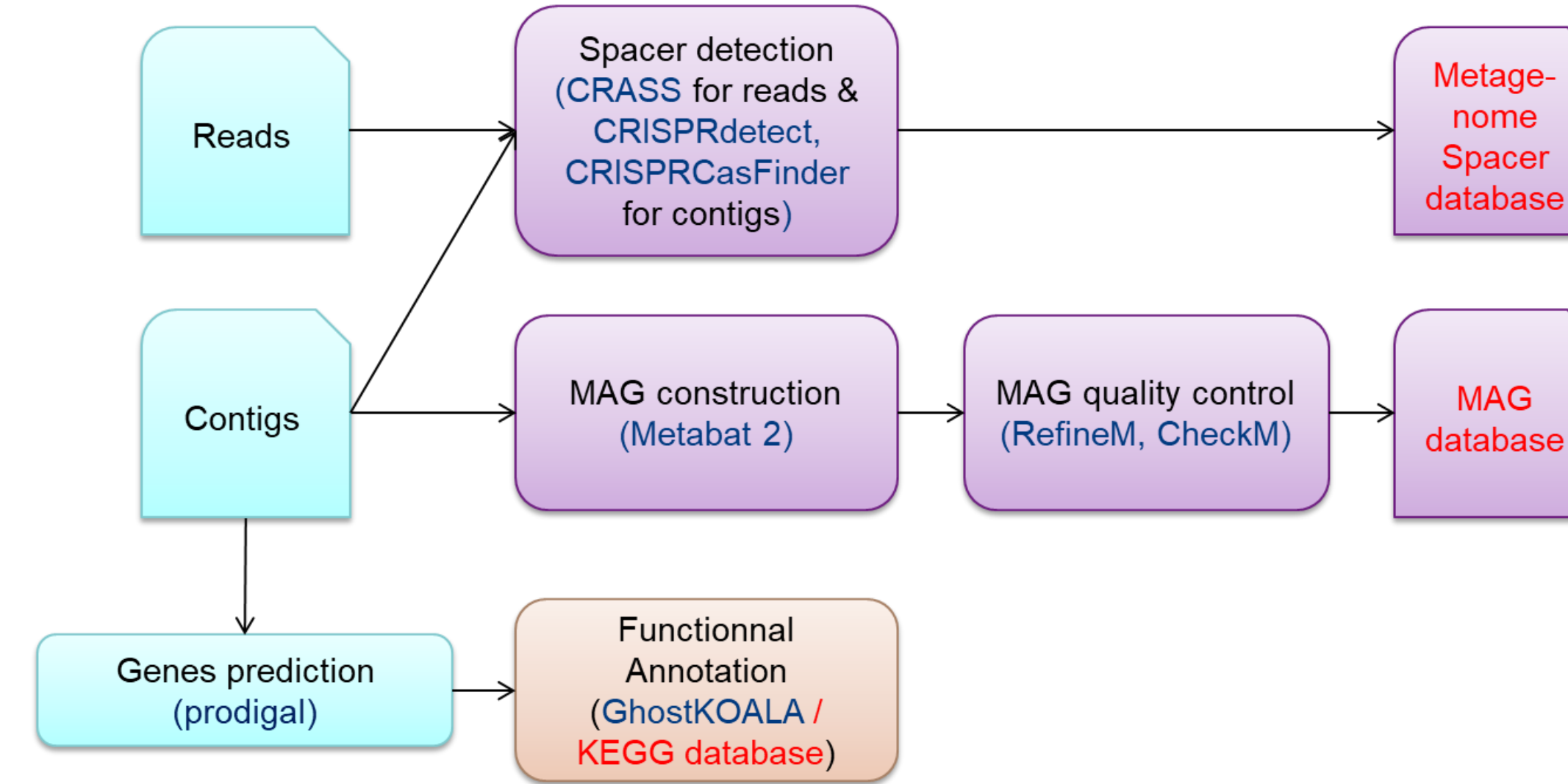
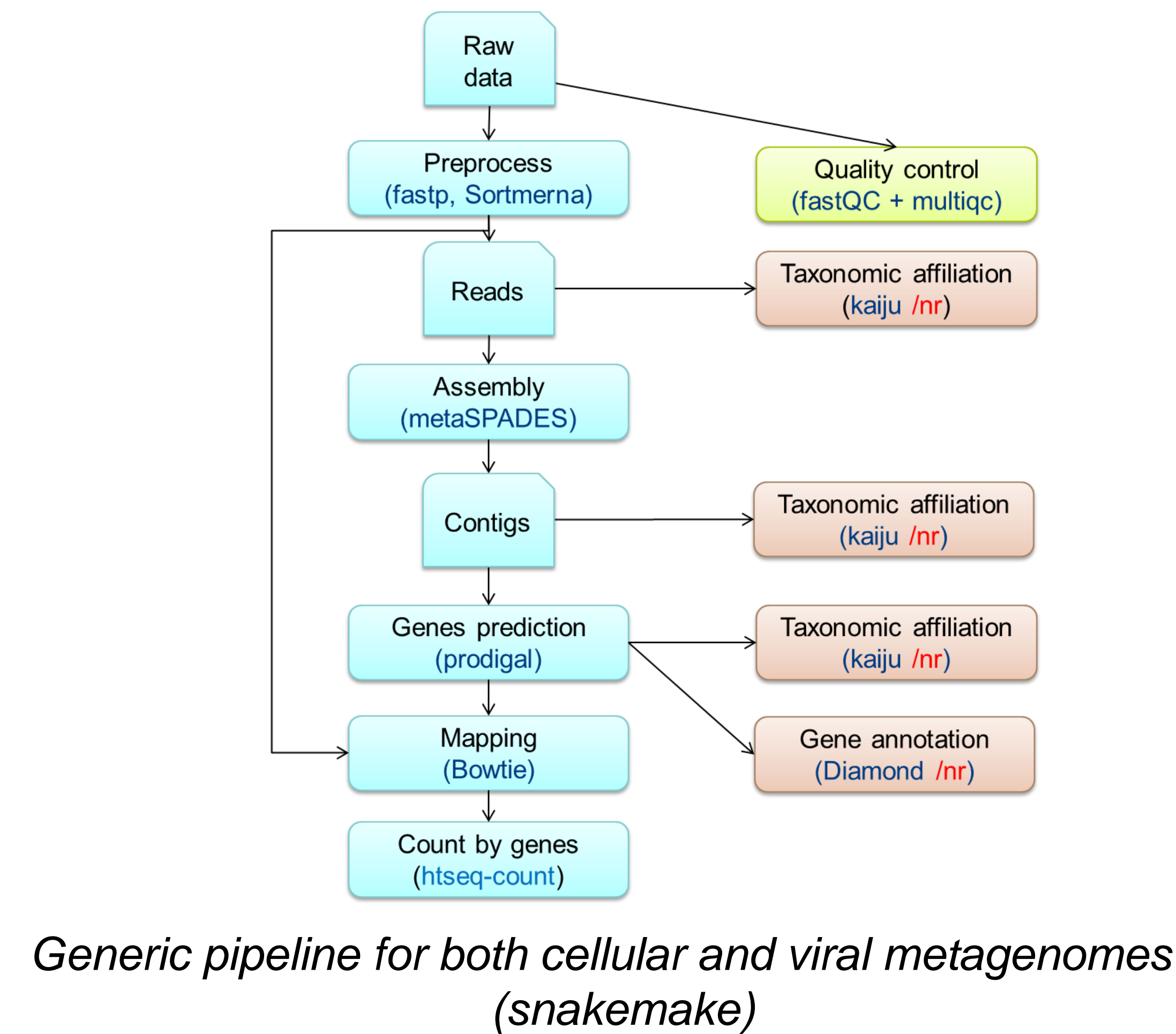
## Pipeline

- The most generic steps were scripted as a *snakemake* workflow ([https://forgemia.inra.fr/cedric.midoux/workflow\\_metagenomics](https://forgemia.inra.fr/cedric.midoux/workflow_metagenomics)) to favor reproducible and scalable data analysis. It was run on the cluster of the INRAE MIGALE bioinformatics platform.
- Several steps specifically dedicated to the prediction of hosts from viral contigs were performed using *bash* and *python* scripts.
- For the cellular metagenomes, a non-redundant spacer database was built from the spacer sequences obtained from Spacer detection step. In addition, a metagenome-assembled genome (MAG) database was constructed from cellular metagenomic data with *Metabat2*.
- Host prediction was performed by using alignment-free (*WISH*) or alignment-dependent (*Blastn* or *SpacePharer*) methods.

## References

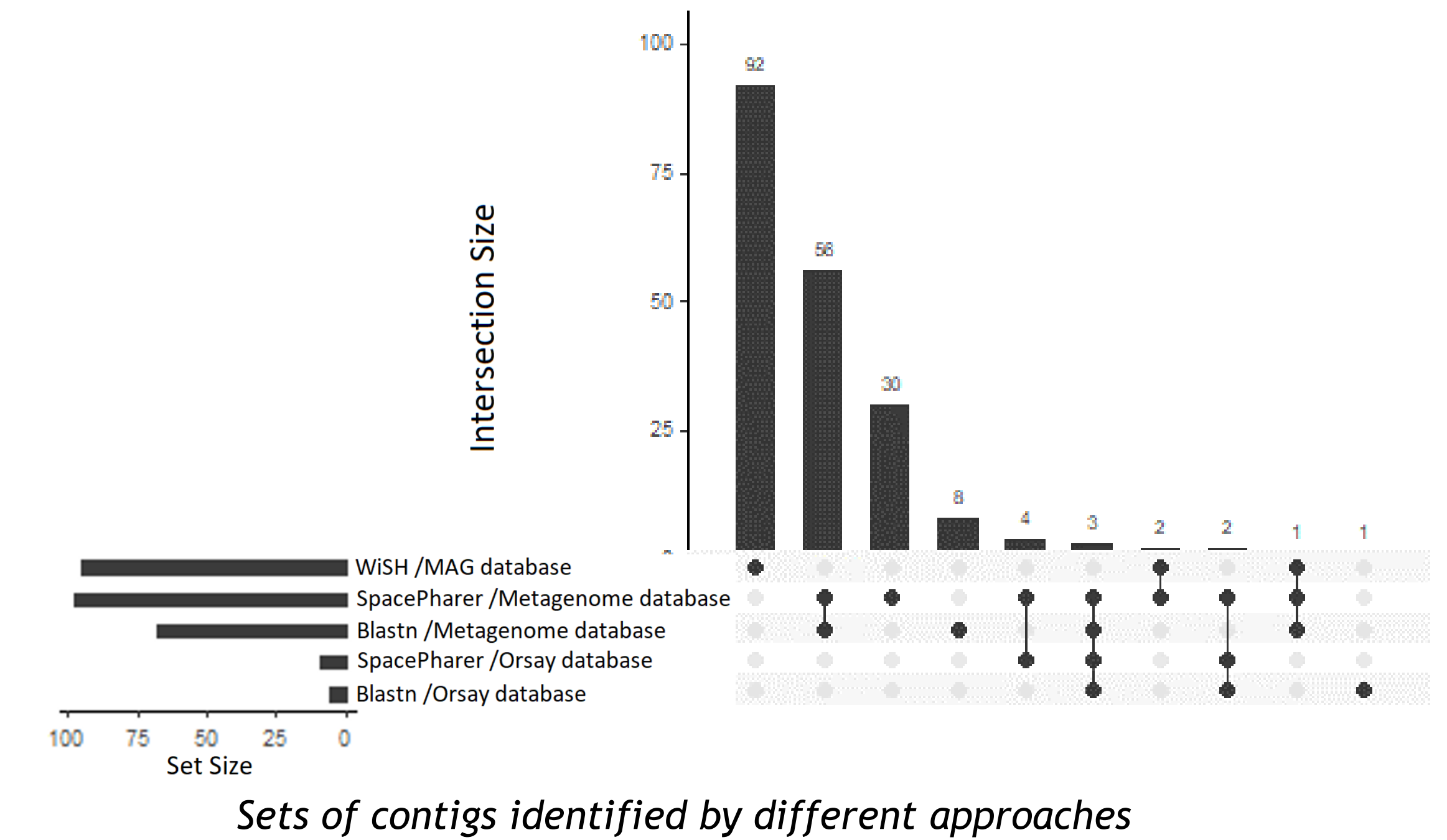
Felipe H Coutinho, et al. Marine viruses discovered via metagenomics shed light on viral strategies throughout the oceans. *Nature communications* 8, no. 1: 1-12, 2017

★ CRISPRCasdb spacer ([https://crisprcas.i2bc.paris-saclay.fr/Home/DownloadFile?filename=spacer\\_34.zip](https://crisprcas.i2bc.paris-saclay.fr/Home/DownloadFile?filename=spacer_34.zip))


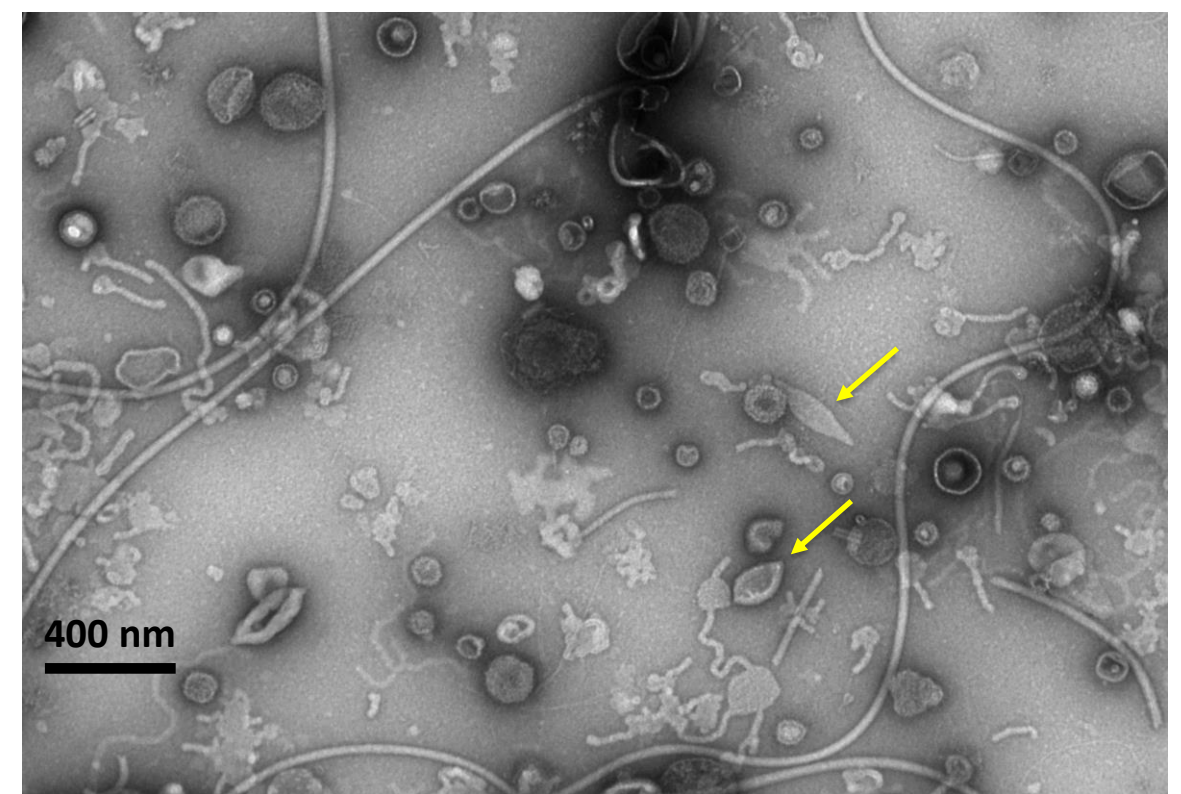


## Biological results

- Out of 5570 viral contigs longer than 3 kb, 199 were identified as possibly originating from archaeal viruses thanks to complementary approaches.



- One of them is likely a novel spindle-shaped virus, a morphotype specific for archaeal viruses. Virus-like particles with this morphotype were also observed by Transmission Electron Microscopy.



## Conclusions

- Using the developed pipe-line, we were able to discover new viral diversity and to identify some host-virus links.
- The pipeline will be used in future metagenomics projects and will continue to be improved by the addition of new features.