



HAL
open science

A cognitive approach to better understand foraging strategies of the adult domestic hen

Rachel Degrande, Fabien Cornilleau, Plotine Jardat, Vitor Hugo Bessa Ferreira, Léa Lansade, Ludovic Calandreau

► **To cite this version:**

Rachel Degrande, Fabien Cornilleau, Plotine Jardat, Vitor Hugo Bessa Ferreira, Léa Lansade, et al.. A cognitive approach to better understand foraging strategies of the adult domestic hen. 2024. hal-04563296

HAL Id: hal-04563296

<https://hal.inrae.fr/hal-04563296v1>

Preprint submitted on 29 Apr 2024

HAL is a multi-disciplinary open access archive for the deposit and dissemination of scientific research documents, whether they are published or not. The documents may come from teaching and research institutions in France or abroad, or from public or private research centers.

L'archive ouverte pluridisciplinaire **HAL**, est destinée au dépôt et à la diffusion de documents scientifiques de niveau recherche, publiés ou non, émanant des établissements d'enseignement et de recherche français ou étrangers, des laboratoires publics ou privés.



Distributed under a Creative Commons Attribution 4.0 International License

A cognitive approach to better understand foraging strategies of the adult domestic hen

Rachel Degrande

rachel.degrande@gmail.com

Physiologie de la Reproduction et des Comportements

Fabien Cornilleau

Physiologie de la Reproduction et des Comportements

Plotine Jardat

Physiologie de la Reproduction et des Comportements

Vitor Hugo Bessa Ferreira

Physiologie de la Reproduction et des Comportements

Léa Lansade

Physiologie de la Reproduction et des Comportements

Ludovic Calandreau

Physiologie de la Reproduction et des Comportements

Article

Keywords:

Posted Date: April 12th, 2024

DOI: <https://doi.org/10.21203/rs.3.rs-4121447/v1>

License:   This work is licensed under a Creative Commons Attribution 4.0 International License.

[Read Full License](#)

Additional Declarations: No competing interests reported.



A cognitive approach to better understand foraging strategies of the adult domestic hen

Degrande R. ^a *, Cornilleau F. ^a, Jardat P. ^a, Ferreira V.H.B. ^a, Lansade L. ^a, Calandreau L. ^a

^aCNRS, IFCE, INRAE, Université de Tours, PRC (Physiologie de la Reproduction et des Comportements),
F-37380, Nouzilly, Indre-et-Loire, France

* Corresponding author: rachel.degrande@gmail.com

Abstract

Foraging is known to be one of the most important activities in the behavioral budget of chickens. However, how these animals adapt different foraging strategies to diverse environmental variations is currently poorly understood. To gain further insight into this matter, in the present study, hens were submitted to a two-tubes tasks. In this task, the experimenter can manipulate the information that enables the hens to find a food reward (visible or not), placed in one of two tubes. We first tested hens under free-choice conditions (no penalty for exhaustive searching in both tubes). Under these conditions, the hens adopted a non-random, side-biased strategy when the food location was not directly visible. Subsequently, a subgroup of hens was tested under forced-choice conditions (no food reward if the unbaited tube is visited first). This constraint increased the risk of the hen not receiving food. Under these conditions, when the location of the food was not directly visible, the hens learned to choose by exclusion. We conclude that hens can selectively adapt their foraging strategy to the point of adopting an exclusion performance, depending on available information and environmental constraints (high or low risk).



Introduction

The domestic hen is the most common farmed animal around the world, and also the second most studied bird species in animal cognitive sciences¹. Recently, interest in combining fundamental and applied knowledge of farm animal behavior and cognition has intensified, with the aim of improving their quality of life and welfare²⁻⁴. One of the most important behavioral activities of domestic fowl is foraging, i.e., searching for food by exploring substrates, with birds devoting up to 60% of their behavioral time budget to this activity^{5,6}. This activity is also an important way of limiting damaging behaviors in farmed chickens such as feather pecking behaviors⁷. But still, the strategies underlying chicken's foraging behaviors still deserve consideration.

As exploratory foragers, chickens might search randomly for food; however, depending on the environmental constraints, they might be able to adapt and apply different, optimal strategies. Studies comparing the Red junglefowl, the living ancestor of domestic fowl, and the domestic hen (White Leghorn breed) have revealed that their foraging strategies are far from random. Birds employ different strategies to optimize their foraging: Red junglefowls prefer to contrafreeload (i.e., make foraging efforts to obtain their food, even though the same food is freely available), and presumably obtain more environmental information by exploring. Instead, domestic hens tend to contrafreeload less and maximize their direct gains. In both cases, this preference seems to be driven by long-term environmental constraints about food availability and uncertainty levels⁸⁻¹².

Domestic chickens were also found to adapt their foraging to different environmental cues. In a spatial task, where birds had to retrieve the location of a food reward hidden in a cup among seven other unbaited cups, they were able to retrieve the reward by using different spatial information. The hens were able to use cues close to the goal, called proximal cues, such as the color of the cup. But they were also able to use the relative positions of cues far from the goal, called distal cues, and to use their relational spatial memory when the proximal cues were absent^{13,14}. Combined, these results suggest that chickens are able to use selective strategies when searching for food, depending on environmental conditions.

Studies have revealed that other bird species, as raven, keas¹⁵ or western scrub-jays¹⁶, can adapt their foraging strategies to the level of information available. In these studies, the main experiment involves hiding a food reward in one of two (or more) containers, while controlling the



information available about the location of the food, for example through visual information. This methodology enables us to test the modalities of foraging behaviors with a more cognitive approach, making it possible to study, for example, metacognitive control (i.e., the increased search for information when the uncertainty level is higher) or reasoning strategies. An example of the latter is inference by exclusion, which is the ability to select a correct alternative among other incorrect alternatives, by avoiding the incorrect alternatives¹⁷. For example, if the individual is faced with two containers and sees that the food reward is not in one of them, they will choose the other one, even though they did not see the location of the reward in a specific container. While this search strategy has already been observed in several bird species (mainly in corvids and parrots^{18–22}; in ground-hornbills²³, skuas²⁴, pigeons²⁵), the foraging behavior of chickens under different levels of information about the food location, and in different environmental constraints, has not yet been studied.

This study aimed at investigating how domestic hens adapt their foraging strategy depending on the information available to reach the location of a food reward, and the influence of environmental changes and constraints. We adapted the sloped-tubes task^{15,17} in which different configurations of two straight hollow tubes were presented, with either the inside of one or both tubes (visible content) or the side of one or both tubes (non-visible content) facing the animal. We were interested in the foraging strategy (which tube is visited first) of the hens depending on the configuration of the tubes. These different configurations lead to either complete, partial, or no visual information about the location of the reward for the hen.

First, the hens were tested under free-choice conditions where they were free to investigate both tubes with no penalty for exhaustive searching. Under these conditions, the food reward was always available even if their first choice was the unbaited tube. We hypothesized that the hens would move directly towards the food reward when they could see it, and choose randomly when they had no visual information about the location of the reward. Due to contradictory hypotheses in the literature, we made no assumptions or predictions about a potential search strategy in configurations where hens cannot see the food reward directly. Indeed, it seems that domestic birds are likely to develop passive and non-goal oriented behaviors when they have no information about the goal (see pheasant chicks during problem solving tasks)²⁶. However, the use of an alternative



strategy, as inference by exclusion, could not be ruled out, as others studies have demonstrated that hens can favor contrafreeloading even if an identical food reward is freely available²⁷.

To study in greater depth the adaptation of hens' foraging strategies to environmental changes and constraints, we divided the group in two cohorts. With the first cohort, we tested their behavior when faced with a change in food containers: we compared the hens' foraging behavior under similar free-choice conditions but using another container, i.e., a square box, with different features (size, depth and openings). With the second cohort, we tested their search behavior under a change in environmental constraints: we compared the hens' foraging behavior under forced-choice conditions. In these conditions, the reward was no longer available if the hen did not first investigate the baited tube, and the risk of not obtaining the reward was significantly higher than under free-choice conditions.

Methods

Ethical approval

This experimental procedure was approved by the Val de Loire Ethics Committee (approval n° CE19 – 2020-0601-1, CEEA VdL, France). Animal care and experimental treatments complied with the French and European guidelines for housing and care of animals used for scientific purposes (European Union Directive 2010/63/AU). This study was reported in accordance with ARRIVE guidelines.

Subjects

Twelve adult laying hens (Isa Brown), aged 1.5 to 3 years, were included in the procedure. The hens were maintained at the Pôle d'Expérimentation Avicole de Tours, where the experiment took place (UE PEAT, INRAE, 2018. Experimental Poultry Facility, doi: 10.15454/1.5572326250887292E12). Hens had access to a wood-chip littered barn (25 m²) equipped with nesting boxes and perches, and had access to an outside enclosure (about 30 m²) enriched with perches. Water was provided ad libitum, and food was delivered at will once the experiments of each testing day were completed, until the start of the dark phase. Birds were kept in a stable social group of 20 individuals on a 6am to 8pm daylight cycle. All experiments took place between 9am and 1pm.

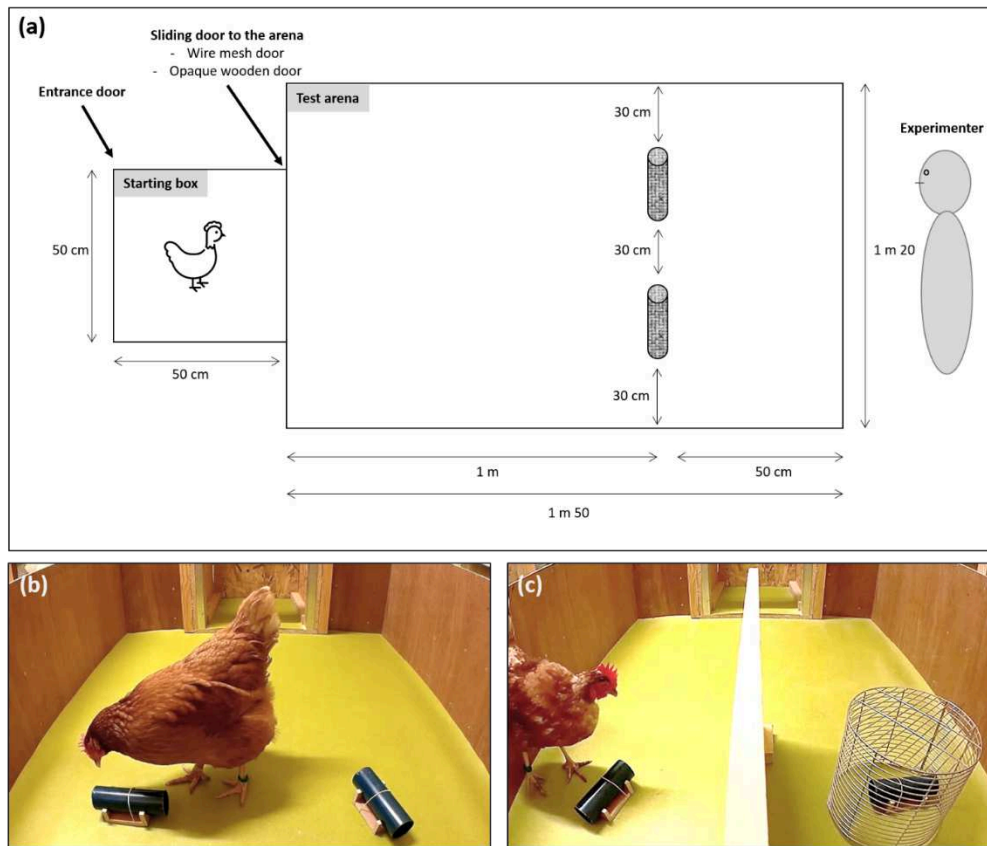
Experimental set-up and general apparatus operative

The test arena was 1.5 meters long and 1.2 meters large, surrounded by a 40 cm high opaque wooden fence, and covered with a light green PVC floor (Figure 1a). A starting box (69 cm length x 55 cm width x 80 cm high) made of condensed wood was adjacent to the test arena. Two blue opaque straight tubes (15 cm long and 5 cm in diameter) were placed one meter from the starting box and 30 cm from each other. The width of the tubes and their position on the floor were adjusted, to ensure hens would have to lower their head markedly to look inside, and to ensure hens would be able to see the mealworms from the starting box. The tubes' configuration was determined according to the ongoing trial (see details below).

At the start of each session, a hen was placed in the starting box, from which the experimenter could open a two-step door leading to the test arena. The experimenter stood outside the arena, at one end, and could open the doors remotely. A first opaque wooden door visually separated the starting box from the test arena, allowing the experimenter to set up the configuration of the tubes and the location of the food reward before each trial, out of the sight of the hen. A second wire-meshed door allowed the hen to look inside the test arena. Before each trial, the tubes were systematically manipulated from the experimenter's left to their right to avoid any perceptual bias through localized auditory cues. To start a trial, the experimenter opened the opaque door and the hen could see the inside of the test arena for 5 seconds through the wire meshed door. After these 5 additional seconds, the wire-meshed door was opened and the hen had access to the test arena. The reward was three freshly dead mealworms.

Fig.1 Illustration of the testing apparatus. (a) Illustration of the starting box and the test arena. (b) Photograph illustrating the free-choice conditions during a non-visible probe trial (nvPT) with the food reward hidden on the left tube (experimenter's view). Here the behavior of the hen is considered as having chosen the left tube (experimenter's view), as she looked inside it first. The starting box can be seen in the background. (c) Photograph illustrating the forced-choice conditions during a non-visible probe trial (nvPT) with the food reward hidden on the right tube (experimenter's view). A wall divided the arena into two equal parts of 60x50 cm. This wall was only used under forced-choice conditions to increase the negative weight of not choosing the baited tube in nvPT trials, and is not pictured in (a). After an incorrect trial, i.e., choosing the unbaited

tube first, a grid was placed so that the hen could no longer access the other tube, in which the food reward was.



Habituation and training

Habituation. Hens were gradually and individually habituated to the test arena through six habituation trials (two trials per day). In these trials, two mealworms were placed at each corner and in the middle of the arena to promote exploration. Each trial ended 30 seconds after the individual ate all mealworms, or after 5 minutes, whichever came first. Then, further habituation trials were run to encourage birds to find mealworms inside two tubes. For these trials, mealworms were placed at both ends of each tube, and the tubes were brought gradually back from the starting box to their final locations in the arena, 1 meter from the starting box. Each hen got 10 sessions of two trials per day in 10 consecutive days. At the end of the habituation phase, all individuals had explored the arena fully and were used to finding mealworms in tubes only, within 30 seconds.

Training. Once the hens were accustomed to the testing environment, each hen got training trials in which two mealworms were available only at one end of one of the two tubes. In this phase, the two tubes were arranged 90° from the axis of the waiting cage (standard trials, ST) so that the hen could see the side of the tubes but could not see the inside, and thus the content, of any tube from the starting box. Each hen got three sessions of 10 training trials with one session per day in three consecutive days. The location of the mealworms (left or right tube) was not the same more than twice in a row, and both locations were presented in equal numbers.

Testing procedure

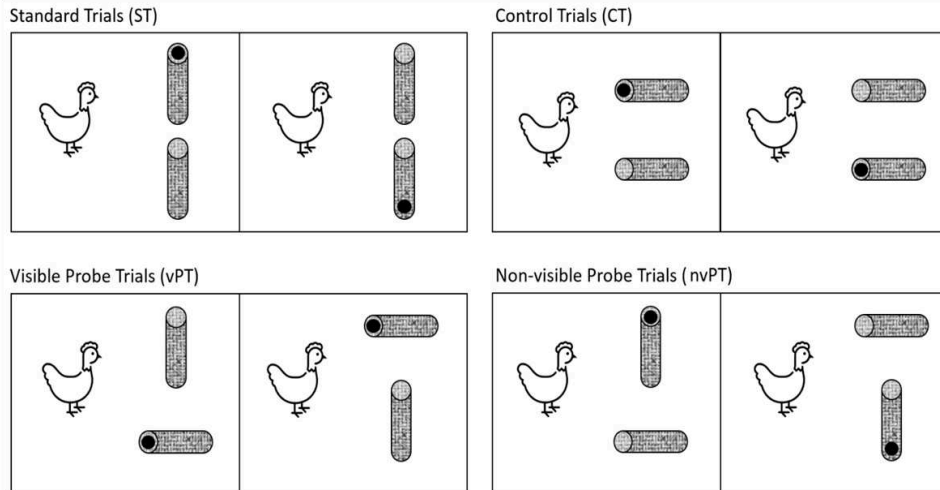
1. General procedure

For each trial, hens had to find the food reward in one out of two tubes. Depending on the testing phase, four trial configurations could be presented (see Figure 2):

- Non-visible probe trials (nvPT): the inside, and thus the content, of the empty tube was visible from the starting box (0°), while the content of the baited tube was not (90°). In these trials, hens could possibly use the information of the absence of the food reward in one tube to exclude this possibility and choose the other tube (exclusion performance).
- Visible probe trials (vPT): in these trials, the content of the baited tube was visible from the starting box (0°), while the content of the empty tube was not (90°). Hens were expected to perform above chance level and go directly towards the easily visible baited tube.
- Control trials (CT): in these trials, hens had the complete information about the location of the food reward: the content of both tubes was visible from the starting box (0°). Hens were expected to perform above chance level and go directly towards the baited tube.
- Standard trials (ST): in these trials, hens had no information about the location of the food reward: the content of both tubes was not visible from the starting box (90°). Hens were expected to perform at chance level as they had no indication about the location of the reward. These trials were used as perceptual bias controls.

Fig.2 Illustration of the four trial configurations. The location of the food reward is represented with a black dot. In Standard trials (ST), the content of both tubes is not visible from the starting box (90°). In Control Trials (CT), the content of both tubes is visible from the starting box (0°). In probe trials, the content of one tube is visible from the starting box but not the other: in Visible

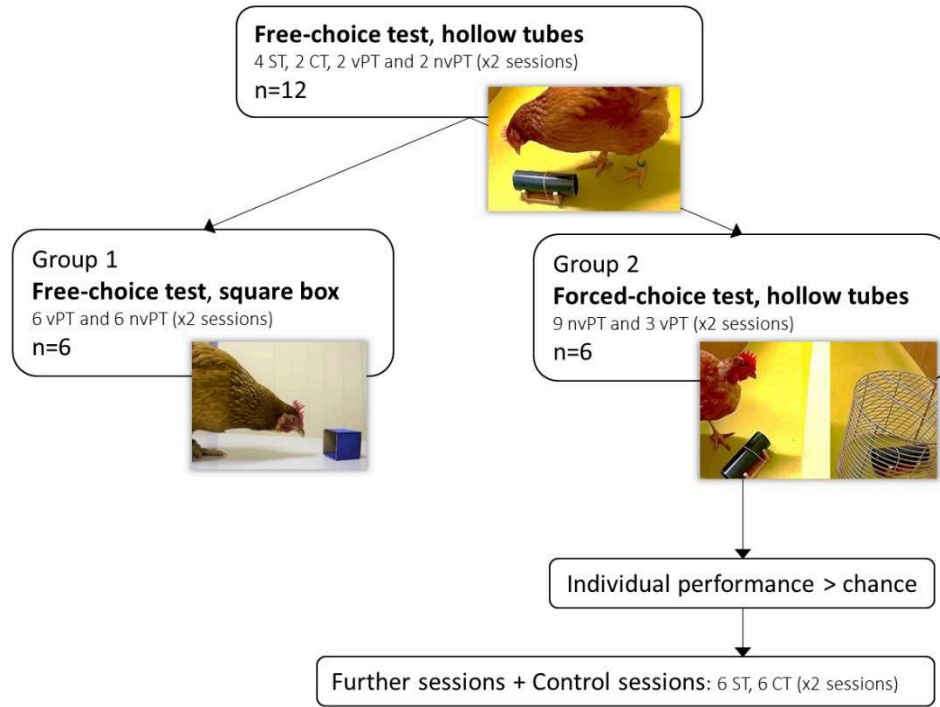
Probe Trials (vPT), only the content of the baited tube is visible; in Non-visible Probe Trials (nvPT), only the content of the empty tube is visible. The four trial configurations were used during either of the two testing conditions (free- or forced-choice).



Mealworms were always placed at the same end of a tube, i.e., either the end close to the starting box if they were in the 0° tube (visible content), or the end close to the arena wall if they were in the 90° tube (non-visible content), according to the trial configuration. Trial configurations and the food reward location were pseudo-randomly determined: a same trial configuration could not occur more than twice consecutively, and the food reward could not be located on the same side (left or right tube) more than twice consecutively.

The targeted behavior recorded was the first tube chosen, that is, the first tube they approached in a five-centimeter distance with or without having touched it or looked into. A trial was considered correct only when the baited tube was the first tube chosen, i.e., the first tube the hen looked inside, touched or pecked at. A look inside a tube was considered when the hen looked inside a tube with mono- or binocular vision by being at 5 cm or less from this tube. The consequences for an incorrect trial were different among the testing phases and are detailed in the following sections. If the hen did not choose one tube in 3 minutes, the session was postponed. Figure 3 summarizes the steps from the start to the end of the experiment, which are detailed below.

Fig.3 Summary of the steps of the experiment, detailing the number of individuals included at the start of each step, the number of sessions and the distribution of the trials' configurations at each step. Abbreviations: ST = Standard Trials, CT = Control Trials, vPT= visible Probe Trials, nvPT = non-visible Probe Trials, n = number of individuals



2. Spontaneous performance under free-choice condition

Six test sessions were run and included 12 individuals. Each of these sessions contained 10 trials with 4 ST, 2 CT, 2 vPT and 2 nvPT (*M-sessions* with mixed trial types).

Then, to further modulate the rate of information, we increased the number of nvPT trials per session. Two other sessions (*P-sessions* with only probe trials) were run for each hen, each comprising 6 nvPT and 6 vPT at each session. An illustration of the test arena during the free-choice condition can be seen in Figure 1b.

Then, we split the group in two cohorts of six hens each, to test the adaptation of the foraging behavior of the hens under environmental changes. In group 1, containers with different features were used and the hens were tested under free-choice conditions as before; in group 2, the same containers as before were used (the tubes) but the hens were tested under forced-choice conditions.

3. Group 1: Free-choice conditions with a different container (square box)

Trials conducted with the first group of 6 hens aimed to determine whether the foraging behavior of the hens under free-choice conditions was influenced by a change in the container used in the test. The novel containers were two blue 5 cm square boxes with only one opening, compared to the two openings of the initial container which were tubes (Figure 3). Four habituation trials were run with one square box to habituate hens to find mealworms in it (2 visible trials and 2 non-visible trials). Then, two test sessions were run, each including 6 vPT and 6 nvPT. The sessions were scheduled as the *P-sessions* (see Free-choice conditions, section 2.), so that the results from these two conditions could be compared.

4. Group 2: Forced-choice conditions with the initial container (hollow tubes)

Trials conducted with the second group of 6 hens aimed to determine whether the foraging behavior of the hens was influenced by constraints on searching conditions (free-choice versus forced-choice conditions). The containers were the initial hollow tubes. Under forced-conditions, an opaque wall (40.5 long x 60 high) was placed between the two tubes and separated the second half of the arena in two equal sides. To increase the negative weight of not choosing the baited tube in nvPT trials, the sessions mirrored the *P-sessions*, but with more nvPT trials in each session. Two sessions were run, each including 9 nvPT and 3 vPT. Furthermore, a grid was placed over the remaining tube following the initial choice and the hens could therefore no longer access the other tube (Figure 3).

Then, for this group, further sessions were run to analyze the evolution of the search strategy towards an exclusion performance (a choice by exclusion). Finally, for these individuals, two control sessions were run, each including 6 standard trials (ST) and 6 control trials (CT).

Statistical analysis

A non-parametric approach was preferred due to the small sample size (n=12). All statistical analyses were performed using R version 4.2.0 (R Core Team, 2022) with the packages *tidyverse* (Wickham et al., 2019), *rstatix* (Kassambara, 2021), *ggrepel*²⁸, *AICcmodavg*²⁹, *nlme*³⁰ and *lme4* (Bates et al., 2015). We considered p-values below 0.05 to be statistically significant for all statistical analyses. Chance level was considered at 50% of success.



Performance was analyzed by comparing the number of successful trials to the total number of performed trials, for each type of trial (CT, ST, vPT and nvPT) and for each testing condition. A successful trial was defined as a trial where the individual moved first to the baited tube. The performance under each testing condition was clustered by 2 sessions to get a relevant number of trials for statistical analysis at the individual level when needed (a minimum of 12 trials).

Two-tailed exact binomial tests were used to test the statistical significance of individual performance per testing condition, and two-tailed Wilcoxon tests were used to assess the statistical significance of the performance at the group level. A Tukey HSD allowed the comparison of the EP between the different conditions tested. Cohen's *d* effect size was calculated for each pairwise comparison.

We ran generalized linear models to analyze an eventual side bias for the side of the first container chosen (left or right), and its relation to the conditions (free- or forced-choice). The response variable was the side bias, i.e., the side first chosen at each trial. Explanatory variables were the individual, the trial type (CT, ST, vPT or nvPT) and the visibility of the food reward. A comparison of corrected Akaike Information Criterion was used for model selection, if necessary. Kruskal-Wallis tests were run to detail the analysis, followed by Dunn post-hoc tests. Homogeneity of variances was assessed with Levene tests before running multiple comparisons analyses and before model fitting.

Results

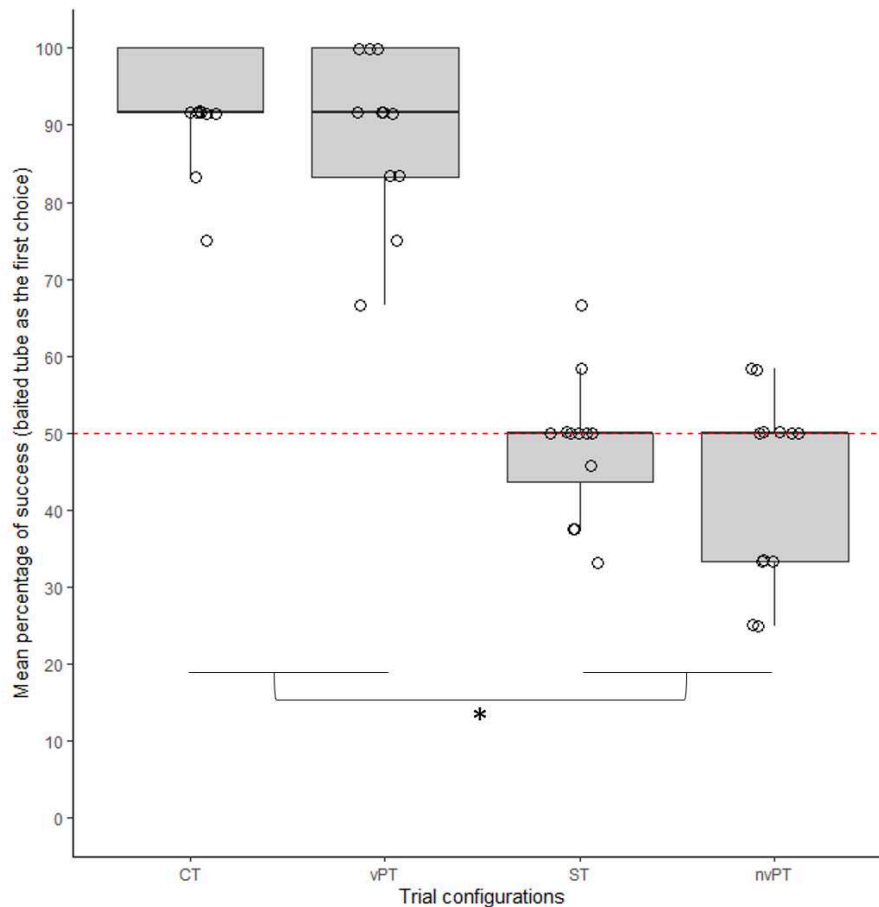
The results concerning the statistical significance for the different trial types at each stage are reported in *Supplementary Table SI 1* online. Pairwise comparisons for the performance towards a choice by exclusion in nvPT trials, between each stage, and effect sizes, are reported in *Supplementary Table SI 2* online.

1. Spontaneous performance under free-choice conditions

M-sessions. In *M-sessions*, the different trial configurations were equally intermixed. The different configurations are reported in Figure 2. The performance for control trials (CT) as well as for visible probe trials (vPT) were significantly greater than chance (mean performances for CT: $92.36 \pm 7.50\%$, $V=78$, $P=0.0023$; and for vPT: $89.58 \pm 10.73\%$, $V=78$, $P=0.0021$) suggesting that the hens differentiated between visible and non-visible conditions. The performance for standard trials (ST)

was not significantly different than chance (mean=48.26 ± 9.14%, V=7.5, P=0.60) which indicates that the hens had no perceptual indication about the reward's location. The mean performance for nvPT trials was 43.05 ± 12.22%, at chance level (V=3, P=0.073) and individuals performed at chance level (binomial tests, P>.05). The results are illustrated in Figure 4.

Fig.4 Mean percentage of success (i.e., baited tube chosen first) in the different trial configurations under free-choice conditions. The performance is significantly different between the configurations in which the reward is visible (CT and vPT) and the configurations in which the reward is not visible (ST and nvPT). The dashed red line corresponds to the 50% level of performance.



P-sessions. In *P*-sessions, non-visible probe trials (nvPT) were given at a higher ratio in each session and intermixed with visible probe trials (vPT). The mean performance for nvPT was 31.95 ± 12.22%, significantly worse than chance (V=0, P=0.022). At the individual level, almost all of the individuals performed at chance level (P>.05) with four individuals performing significantly worse than chance (P<.05), meaning that the hens tended to choose the tube they could see inside even if it was unbaited. The mean performance for vPT was 94.45 ± 11.42%, greater than chance

level ($V=78$, $P=0.0015$), which suggests again that the hens differentiated between visible and non-visible test conditions.

2. Group 1: Free-choice conditions with a different container (square box)

For group 1, the mean performance for nvPT was $29.17 \pm 18.07\%$, at chance level ($V=0$, $P=0.057$), with a tendency towards being worse than chance. At the individual level, no individual performed better than 50% with two hens performing significantly worse than chance (*France* and *Pearl*). The mean performance for vPT was $95.83 \pm 6.97\%$, above chance level ($V=21$, $P=0.031$).

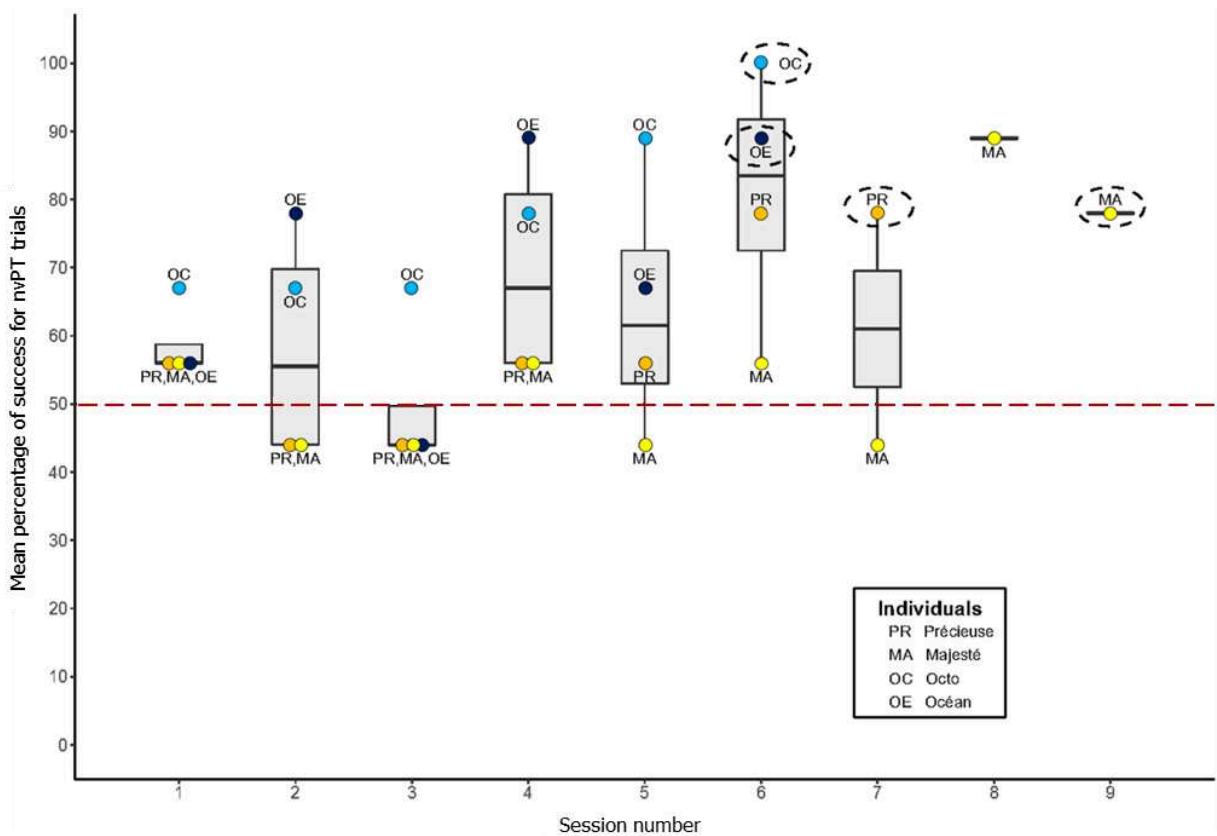
3. Group 2: Forced-choice test with the tubes

For group 2, the mean performance for nvPT was $42.59 \pm 25.50\%$, at chance level ($V=3$, $P=0.58$). At the individual level, four hens performed at chance level and two hens performed worse than chance (*Starr* and *Soleil*). The mean performance for vPT trials was $97.22 \pm 6.81\%$, above chance level ($V=21$, $P=0.026$).

Further sessions. To study further the modalities of adoption of a choice by exclusion by hens under forced-choice conditions, further sessions were conducted for group 2. Two individuals (*Starr* and *Soleil*) were removed as they showed a performance significantly worse than chance in the two previous sessions (binomial tests, $P < .05$). Throughout these sessions, the performance of the four individuals significantly increased in nvPT trials (difference between the first two and the last two sessions for the group, Tukey permutation test, $P < 0.001$). Their performance throughout the sessions can be seen in Figure 5. The four individuals performed greater than chance (at least 14/18 successful nvPT summing two consecutive sessions; binomial tests per individual with $P < 0.05$) respectively in 6 sessions (*Octo* and *Océan*), 7 sessions (*Précieuse*) and 9 sessions (*Majesté*). The performance on the last two sessions was significantly better than the group performance in any other tested condition (= post-hoc comparisons with Tukey HSD: $P < .05$ only for comparisons with the last two forced-choice sessions, *Supplementary Table SI 2* online). The mean performance for vPT trials in the last two sessions was $91.62 \pm 9.62\%$, above chance level ($V=10$, $P=0.095$, $n=4$; binomial tests per individual with $P < 0.05$).

Control sessions. Finally, control sessions were run for these four individuals, to control for perceptual cues at this stage. These sessions included Control Trials (CT, complete information about the location of the reward) and Standard Trials (ST, no information). The group performance in CT was greater than the chance level (mean=100 ± 0%, V=10, P=0.072, n=4; binomial tests per individual with P<0.05) meaning hens differentiated between visible and non-visible conditions. The group performance in ST was at chance level (mean=52.08 ± 4.17%, V=1, P=1, n=4; binomial tests per individual with P>0.05) suggesting hens had no perceptual indication about the food reward’s location when they did not see it.

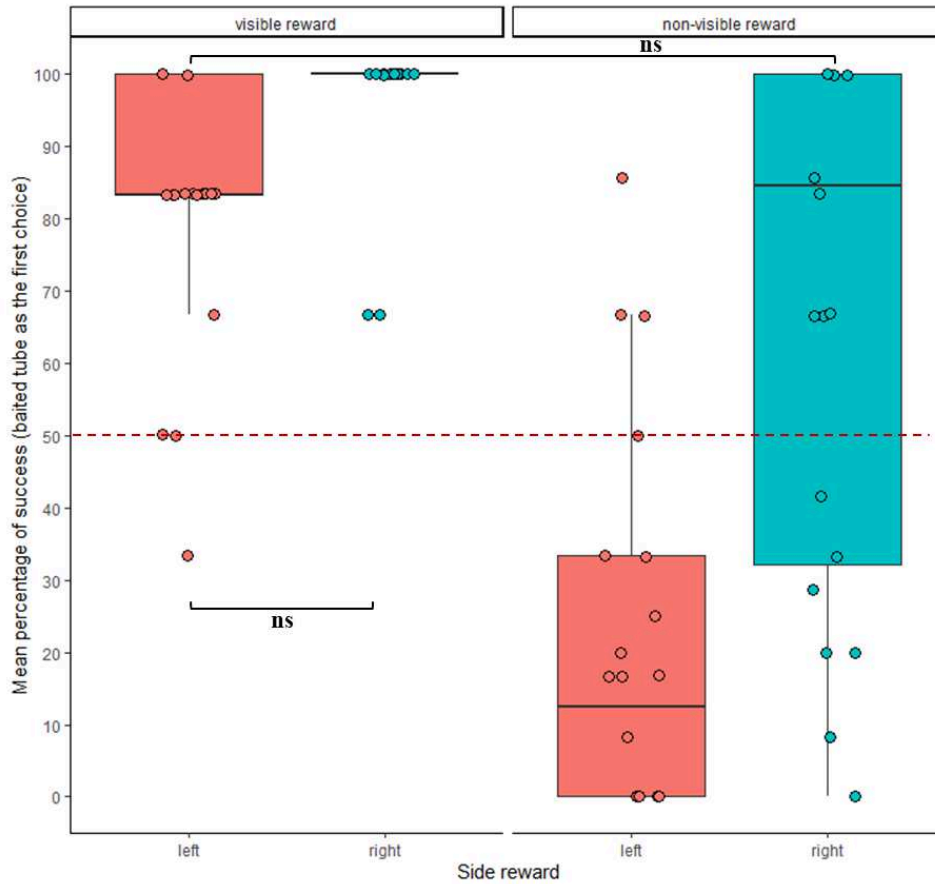
Fig.5 Evolution of individuals’ performance in nvPT trials under forced-choice conditions, for each session. To reach a performance significantly better than chance, individuals had to validate an exclusion performance with at least 14 trials out of 18 (2 consecutive sessions, binomial test). The circled points correspond to the session of validation, for each individual. The dashed line corresponds to the 50% level. For each boxplot, dots are the mean individual performances, vertical lines are standard deviation, and the horizontal line shows the median value.



5. Side bias under free-choice conditions

At the group level, we found a significantly biased choice for one side, depending on the trial configuration (KW $\chi^2=17.68$, $P<0.001$, *Supplementary Table SI 3* online). The strength of the side bias depended on the individual (KW $\chi^2=162$, $P<0.001$, *SI 3*). More precisely, there was significant difference for the side bias between CT and nvPT ($P=0.0043$), CT and ST ($P=0.0035$), and between vPT and ST ($P=0.0041$), with a right bias in nvPT and ST, but no side bias in CT and vPT (*Supplementary Figure SI 6*). Indeed, the visibility of the reward (i.e., whether the content of the baited container was visible or not) was a better predictor of the side bias than the trial configuration (dAICc=3.68, *Supplementary Tables SI 4* and *SI 5* online). There was a significant difference between visible (CT and vPT) and non-visible (ST and nvPT) trials, showing a stronger right bias in non-visible trials (Kruskal-Wallis $\chi^2=17.42$, $P<0.001$; see *Figure 6*). This result was also found in *P*-sessions ($z=3.150$, $P=0.0016$) but not in Group 1 sessions ($P=0.080$).

Fig.6 The container first chosen was significantly biased towards the right side in the configurations in which the reward could not be directly visible from the starting point (ST and nvPT). The comparisons between each result (visibility of the reward * side reward) was significantly different ($p<0.05$) except for the pairwise comparisons mentioned “ns” in the figure ($p=0.101$ and $p=0.336$, respectively). The dashed red line corresponds to the 50% level of performance. Abbreviations: ns = non-significant difference.



Discussion

The main objective of this study was to investigate how domestic hens adapt their foraging strategy in a two-choice task, as a function of the information available to reach the location of the food reward (complete, partial, or no information), and on environmental conditions (with the tubes or with the boxes; free-choice or forced-choice conditions). Overall, our results suggest that the hens applied an optimal strategy according to the information available on the location of the food reward under free-choice conditions; and that they were able to adapt by choosing by exclusion, over several sessions when the risk of not obtaining the food reward was higher, i.e., under forced-choice conditions.

Under free-choice conditions, the hens applied an optimal strategy according to the information available on each trial. In trials where the food was directly visible (CT and vPT), the hens remained attentive and retrieved the food directly. In trials where the food was not visible (ST



and nvPT), the hens systematically applied a side-biased strategy, moving first to the tube to their right, which led to a random performance. As they were tested under free-choice conditions, they were not penalized regardless of the first choice they made. In this type of random choice task, where both options are equally rewarding³¹, choosing one of the two options and sticking to it is a common speed-accuracy trade-off^{32,33}.

The side-biased strategy when no information is available could be linked to the behavioral ecology of the species. Indeed, in some species such as poultry, exploratory behaviors such as the “search until you find” strategy³⁴ are associated with a greater chance of finding food in natural conditions²⁶. The hens’ bias towards the right side during free-choice conditions could be explained by the fact that, by choosing the container on their right side, hens had visual access to the food with the left eye. A study from Regolin et al.³⁵ on chicks suggests that the right hemisphere, where the neural information from the left eye is projected contralaterally, may be responsible for spatially targeted foraging. Thus, the rightward bias we observed could be due to the foraging principle of the task^{36,37}.

In nvPT trials under free-choice conditions, the hens could have used the information of the absence of the food reward in a tube to adopt an exclusion strategy, but they did not do it. The group performance reached 43% of success in the first twelve trials (*M-sessions*) and dropped to 32% in further trials (*P-sessions*). Lack of motivation could not have led to this result as hens always responded correctly during visible trials, i.e., they moved towards the reward when they could see it (vPT and CT). It is also unlikely that tube features could have influenced the birds’ performance as performance was not improved in nvPT trials with a container with different features (square box, group 1). This result rather suggests that, in further nvPT trials, hens tended to choose the container whose content was visible, even if it was empty. The propensity persisted whatever the type of container, which did not affect their search strategy (group 1, group performance for nvPT trials of 29%). This tendency to prefer containers whose inside is visible has already been highlighted in chicks³⁸. The present study seems to confirm this behavior in adult hens.

For group 2 under forced-choice conditions, we were able to test for the adaptability of the hens’ foraging strategy in a more constraining environment, where they were no longer free in their



search strategy. In nvPT trials under forced-choice conditions, in the two first sessions (18 nvPT trials, group 2), the group performance reached 43% of successful trials and three hens were successful at their very first nvPT trial. This performance is equal to that of the group under free-choice conditions (43% of success during the first twelve trials), which means that the hens were able to adapt quickly to the new rules. This is a good performance compared to other analogous studies in corvids^{15,18} in which the group performance reached a maximum of 19.17% of success, in forced-choice trials for which exclusion could have been applicable (but with different containers). However, it should be noted that a great inter-individual variation was found in the hens' performance (minimum of 11% and maximum of 67% of success among individuals), with two individuals having obtained results below chance. This result highlights the need to take individual traits into account, and calls for a better understanding of how domestic birds adapt their behavior according to different environmental constraints, including the farming environments.

Under forced-choice conditions, four out of six hens learned the exclusion rule over several sessions: they reached a performance significantly above chance level in 6 to 9 sessions (i.e., within 36 to 56 trials). This result is supported by the fact that the hens adapted their search strategy according to the trial configuration. Previous studies has shown that some birds are able to choose by exclusion (mainly corvids and parrots¹⁸⁻²²; ground-hornbills²³, skuas²⁴, pigeons²⁵) but this behavior has not yet been demonstrated in chickens. This exclusion performance, as discussed in the literature^{22,39}, can rely on cognitive processes by inference or more simply by learning to avoid the unbaited container. Further investigations are needed to unravel the cognitive processes underlying hens' exclusion performance.

The exclusion performance of the hens increased only under forced choice conditions. This result suggests that this condition, compared to the free-choice condition, might be more likely to favor the adoption of an exclusion-based foraging strategy in hens. At this point, it is difficult to fully explain this result, however, it is known that forced-choice tasks improve early attentional processes and facilitate perceptual processing of stimuli involved in the early decisional process⁴⁰. Otherwise, it must be pointed out that the simple risk of not obtaining the reward under forced-choice conditions was sufficient in itself for four out of six hens to learn a more effective strategy, with no food deprivation nor further negative reinforcement.



In conclusion, the domestic hens applied an optimal foraging strategy depending both on the available information (visible or non-visible food reward) and the external environmental constraints (free- or forced-choice conditions). They were able to adapt their search behavior to the information available at each trial, and to switch to an exclusion performance under forced-choice conditions. Through a cognitive approach, this study contributes to a better understanding of the foraging strategies in domestic hens and could pave the way to practical, foraging-based enrichment solutions in order to improve their welfare in farming systems.

References

1. Freire, R. & Hazel, S. J. Are chicken minds special? *Animal Sentience* **2**, (2017).
2. Freire, R. Understanding chicken learning and cognition and implications for improved management. in *Burleigh Dodds Series in Agricultural Science* (eds. Royal Veterinary College – University of London, UK & Nicol, C.) 91–116 (Burleigh Dodds Science Publishing, 2020). doi:10.19103/AS.2020.0078.04.
3. Ferreira, V. H. B., Guesdon, V. & Calandreau, L. How can the research on chicken cognition improve chicken welfare: a perspective review. *World's Poultry Science Journal* 1–20 (2021) doi:10.1080/00439339.2021.1924920.
4. Degrande, R., Ferreira, V., Guesdon, V. & Calandreau, L. Comment les volailles perçoivent et interprètent leur environnement : recherche scientifique et exemples d'applications. *INRAE Productions Animales* (2023) doi:10.20870/productions-animales.2023.36.3.7657.
5. Dawkins, M. S. Time budgets in Red Junglefowl as a baseline for the assessment of welfare in domestic fowl. *Applied Animal Behaviour Science* **24**, 77–80 (1989).
6. Klein, T., Zeltner, E. & Huber-Eicher, B. Are genetic differences in foraging behaviour of laying hen chicks paralleled by hybrid-specific differences in feather pecking? *Applied Animal Behaviour Science* **70**, 143–155 (2000).



7. Nicol, C. J. *The Behavioural Biology of Chickens. Chapter 9: Applied Ethology of Laying Hens.* (CABI, 2015).
8. Lindqvist, C. Domestication effects on foraging behaviour consequences for adaptability in chickens. in (2008).
9. Andersson, M., Nordin, E. & Jensen, P. Domestication effects on foraging strategies in fowl. *Applied Animal Behaviour Science* (2001).
10. Höhne, A., Petow, S., Bessei, W. & Schrader, L. Contrafreeloading and foraging related behavior in hens differing in laying performance and phylogenetic origin. *Poultry Science* **102**, 102489 (2023).
11. Schutz, K., Forkman, B. & Jensen, P. Domestication effects on foraging strategy, social behaviour and different fear responses: A comparison between the red junglefowl (*Gallus gallus*) and a modern layer strain. *Applied Animal Behaviour Science - APPL ANIM BEHAV SCI* **74**, 1–14 (2001).
12. Ferreira, V. H. B. *et al.* Working for food is related to range use in free-range broiler chickens. *Scientific Reports* (2021).
13. Ferreira, V. H. B. *et al.* Social motivation and the use of distal, but not local, featural cues are related to ranging behavior in free-range chickens (*Gallus gallus domesticus*). *Anim Cogn* **23**, 769–780 (2020).
14. Ferreira, V. H. B., Guesdon, V., Calandreau, L. & Jensen, P. White Leghorn and Red Junglefowl female chicks use distal and local cues similarly, but differ in persistency behaviors, during a spatial orientation task. *Behavioural Processes* **200**, 104669 (2022).
15. Schloegl, C. *et al.* What You See Is What You Get? Exclusion Performances in Ravens and Keas. *PLoS ONE* **4**, e6368 (2009).



16. Watanabe, A. & Clayton, N. S. Hint-seeking behaviour of western scrub-jays in a metacognition task. *Anim Cogn* **19**, 53–64 (2016).
17. Call, J. & Carpenter, M. Do apes and children know what they have seen? *Animal Cognition* **3**, 207–220 (2001).
18. Schloegl, C. What you see is what you get—Reloaded: Can jackdaws (*Corvus monedula*) find hidden food through exclusion? *Journal of Comparative Psychology* **125**, 162–174 (2011).
19. Mikolasch, S., Kotrschal, K. & Schloegl, C. Is caching the key to exclusion in corvids? The case of carrion crows (*Corvus corone corone*). *Anim Cogn* **15**, 73–82 (2012).
20. Mikolasch, S., Kotrschal, K. & Schloegl, C. African grey parrots (*Psittacus erithacus*) use inference by exclusion to find hidden food. *Biol. Lett.* **7**, 875–877 (2011).
21. Shaw, R. C., Plotnik, J. M. & Clayton, N. S. Exclusion in corvids: The performance of food-caching Eurasian jays (*Garrulus glandarius*). *Journal of Comparative Psychology* **127**, 428–435 (2013).
22. Jelbert, S. A., Taylor, A. H. & Gray, R. D. Reasoning by exclusion in New Caledonian crows (*Corvus moneduloides*) cannot be explained by avoidance of empty containers. *Journal of Comparative Psychology* **129**, 283–290 (2015).
23. Danel, S., Rebout, N. & Kemp, L. V. Through the eyes of a hunter: assessing perception and exclusion performance in ground-hornbills. *Anim Cogn* (2022)
doi:10.1007/s10071-022-01619-3.
24. Danel, S., Chiffard-Carricaburu, J., Bonadonna, F. & Nesterova, A. P. Exclusion in the field: wild brown skuas find hidden food in the absence of visual information. *Anim Cogn* **24**, 867–876 (2021).



25. Aust, U., Range, F., Steurer, M. & Huber, L. Inferential reasoning by exclusion in pigeons, dogs, and humans. *Anim Cogn* **11**, 587–597 (2008).
26. van Horik, J. O. & Madden, J. R. A problem with problem solving: motivational traits, but not cognition, predict success on novel operant foraging tasks. *Animal Behaviour* **114**, 189–198 (2016).
27. Duncan, I. J. H. & Hughes, B. O. Free and operant feeding in domestic fowls. *Animal Behaviour* **20**, 775–777 (1972).
28. Slowikowski, K. `ggrepel`: Automatically Position Non-Overlapping Text Labels with 'ggplot2'. R package version 0.9.1, <<https://CRAN.R-project.org/package=ggrepel>>. (2021).
29. Mazerolle, M. J. `AICcmodavg`: Model selection and multimodel inference based on (Q)AIC(c). R package version 2.3-1. <https://cran.r-project.org/package=AICcmodavg>. (2020).
30. Pinheiro, J., Bates, D. & R Core Team. `nlme`: Linear and Nonlinear Mixed Effects Models. R package version 3.1-157, <<https://CRAN.R-project.org/package=nlme>>. (2022).
31. Naefgen, C. & Janczyk, M. Free choice tasks as random generation tasks: an investigation through working memory manipulations. *Exp Brain Res* **236**, 2263–2275 (2018).
32. Balleine, B. W. & Dezfouli, A. Hierarchical Action Control: Adaptive Collaboration Between Actions and Habits. *Frontiers in Psychology* **10**, (2019).
33. Dickinson, A. Actions and habits: the development of behavioural autonomy. *Phil. Trans. R. Soc. Lond. B* **308**, 67–78 (1985).
34. Smith, J. D., Beran, M. J., Couchman, J. J. & Coutinho, M. V. C. The comparative study of metacognition: Sharper paradigms, safer inferences. *Psychonomic Bulletin & Review* **15**, 679–691 (2008).



35. Regolin, L., Garzotto, B., Rugani, R., Pagni, P. & Vallortigara, G. Working memory in the chick: parallel and lateralized mechanisms for encoding of object- and position-specific information. *Behavioural Brain Research* **157**, 1–9 (2005).
36. J.A. Mench & Andrew, R. J. Lateralization of a Food Search Task in the Domestic Chick. *Behavioral and Neural Biology* **46**, 107–114 (1986).
37. Andrew, R. J. The development of visual lateralization in the domestic chick. *Behavioural Brain Research* **29**, 201–209 (1988).
38. Versace, E., Schill, J., Nencini, A. M. & Vallortigara, G. Naïve Chicks Prefer Hollow Objects. *PLoS ONE* **11**, e0166425 (2016).
39. Duffrene, J., Petit, O., Thierry, B., Nowak, R. & Dufour, V. Both sheep and goats can solve inferential by exclusion tasks. *Anim Cogn* **25**, 1631–1644 (2022).
40. Janczyk, M., Dambacher, M., Bieleke, M. & Gollwitzer, P. M. The benefit of no choice: goal-directed plans enhance perceptual processing. *Psychological Research* **79**, 206–220 (2015).



Acknowledgements

The authors acknowledge the experimental unit Pôle d'Expérimentation Avicole de Tours (UE PEAT, INRAE, 2018. Experimental Poultry Facility, DOI: 10.15454/1.5572326250887292E12) where hens were maintained and where the experiments took place. For the purpose of Open Access, a CC-BY public copyright license has been applied by the authors to the present document and will be applied to all subsequent versions up to the Author Accepted Manuscript arising from this submission.

Authors contributions

R.D., F.C., L.C. and L.L. contributed to the study and design. Material preparation, data collection and analysis were performed by R.D. The first draft of the manuscript was written by R.D. and all authors commented on previous versions of the manuscript. L.C. supervised the research. All authors read and approved the final manuscript.

Data availability

The dataset generated and analyzed during the current study is hosted in the INRA data repository at <https://entrepot.recherche.data.gouv.fr/privateurl.xhtml?token=fd703b27-d819-43d9-b610-f431c9f4f161>. The dataset is available on reasonable request from the corresponding author at rachel.degrande@gmail.com.

Additional information

Supplementary information. Supplementary information is available at <http://tinyurl.com/2cdw8azf>.

Competing interests. The authors declare no competing interests.

Funding. This research received the funding support of the PHASE research Department (INRAE) and a PhD fellowship INRAE-Région Centre Val de Loire (France).

Authors ORCIDs.

Rachel Degrande: <https://orcid.org/0000-0003-4976-1073>



Ludovic Calandreau: <https://orcid.org/0000-0002-7535-5733>

Léa Lansade: <https://orcid.org/0000-0002-4185-9714>

Plotine Jardat: <https://orcid.org/0000-0003-0374-5588>

Vitor Hugo Bessa Ferreira: <https://orcid.org/0000-0001-7752-2382>

Figure legends

Fig.1 Illustration of the testing apparatus. (a) Illustration of the starting box and the test arena. (b) Photograph illustrating the free-choice conditions during a non-visible probe trial (nvPT) with the food reward hidden on the left tube (experimenter's view). Here the behavior of the hen is considered as having chosen the left tube (experimenter's view), as she looked inside it first. The starting box can be seen in the background. (c) Photograph illustrating the forced-choice conditions during a non-visible probe trial (nvPT) with the food reward hidden on the right tube (experimenter's view). A wall divided the arena into two equal parts of 60x50 cm. This wall was only used under forced-choice conditions to increase the negative weight of not choosing the baited tube in nvPT trials, and is not pictured in (a). After an incorrect trial, i.e., choosing the unbaited tube first, a grid was placed so that the hen could no longer access the other tube, in which the food reward was.

Fig.2 Illustration of the four trial configurations. The location of the food reward is represented with a black dot. In Standard trials (ST), the content of both tubes is not visible from the starting box (90°). In Control Trials (CT), the content of both tubes is visible from the starting box (0°). In probe trials, the content of one tube is visible from the starting box but not the other: in Visible Probe Trials (vPT), only the content of the baited tube is visible; in Non-visible Probe Trials (nvPT), only the content of the empty tube is visible. The four trial configurations were used during either of the two testing conditions (free- or forced-choice).

Fig.3 Summary of the steps of the experiment, detailing the number of individuals included at the start of each step, the number of sessions and the distribution of the trials' configurations at each step. Abbreviations: ST = Standard Trials, CT = Control Trials, vPT= visible Probe Trials, nvPT = non-visible Probe Trials, n = number of individuals



Fig.4 Mean percentage of success (i.e., baited tube chosen first) in the different trial configurations under free-choice conditions. The performance is significantly different between the configurations in which the reward is visible (CT and vPT) and the configurations in which the reward is not visible (ST and nvPT). The dashed red line corresponds to the 50% level of performance.

Fig.5 Evolution of individuals' performance in nvPT trials under forced-choice conditions, for each session. To reach a performance significantly better than chance, individuals had to validate an exclusion performance with at least 14 trials out of 18 (2 consecutive sessions, binomial test). The circled points correspond to the session of validation, for each individual. The dashed line corresponds to the 50% level. For each boxplot, dots are the mean individual performances, vertical lines are standard deviation, and the horizontal line shows the median value.

Fig.6 The container first chosen was significantly biased towards the right side in the configurations in which the reward could not be directly visible from the starting point (ST and nvPT). The comparisons between each result (visibility of the reward * side reward) was significantly different ($p < 0.05$) except for the pairwise comparisons mentioned "ns" in the figure ($p = 0.101$ and $p = 0.336$, respectively). The dashed red line corresponds to the 50% level of performance. Abbreviations: ns = non-significant difference.

Supplementary Files

This is a list of supplementary files associated with this preprint. Click to download.

- [Degrande2024cognitiveapproachforaginghenSupplementaryMaterials.pdf](#)