



HAL
open science

Crop residue management impact N₂O emissions: results from 10-years-8-cropping-systems field experiment.

Paul Belleville, Frida Keuper, Fabien Ferchaud, Bruno Mary, Heinesch
Bernard, Benjamin Dumont, Joël Léonard

► To cite this version:

Paul Belleville, Frida Keuper, Fabien Ferchaud, Bruno Mary, Heinesch Bernard, et al.. Crop residue management impact N₂O emissions: results from 10-years-8-cropping-systems field experiment.. Centennial Celebration and Congress of the International Union of Soil Sciences, The International Union of Soil Sciences; The Italian Society of Soil Science, May 2024, Florence, Italy. hal-04590317

HAL Id: hal-04590317

<https://hal.inrae.fr/hal-04590317>

Submitted on 28 May 2024

HAL is a multi-disciplinary open access archive for the deposit and dissemination of scientific research documents, whether they are published or not. The documents may come from teaching and research institutions in France or abroad, or from public or private research centers.

L'archive ouverte pluridisciplinaire **HAL**, est destinée au dépôt et à la diffusion de documents scientifiques de niveau recherche, publiés ou non, émanant des établissements d'enseignement et de recherche français ou étrangers, des laboratoires publics ou privés.



Distributed under a Creative Commons Attribution - NoDerivatives 4.0 International License

Centennial
of the IUSS



Florence - Italy
May 19 - 21, 2024

www.centennialius2024.org

P. Belleville, F. Keuper, F. Ferchaud, B. Heinesch, B. Dumont, J. Léonard

Crop residues managements impacts on N₂O emissions: results from 10-years-8-cropping-systems field experiment

Agenda

Introduction: N₂O and crop residues

M&M: long-term experiment and statistical tools

R&D: dataset and ranking crop residues among other candidate drivers

Conclusion - Q&A

N₂O and crop residues

Problems:

- Greenhouse gas
- Stratospheric ozone depletion
- Waste of resources

Origins:

- Redox; Incomplete reduction
- ~40% Human activities;
~67% Agriculture



How much do the quantity and quality of restituted crop residue influence N₂O emissions in comparison to other drivers?



M&M. long-term experiment and statistical tools

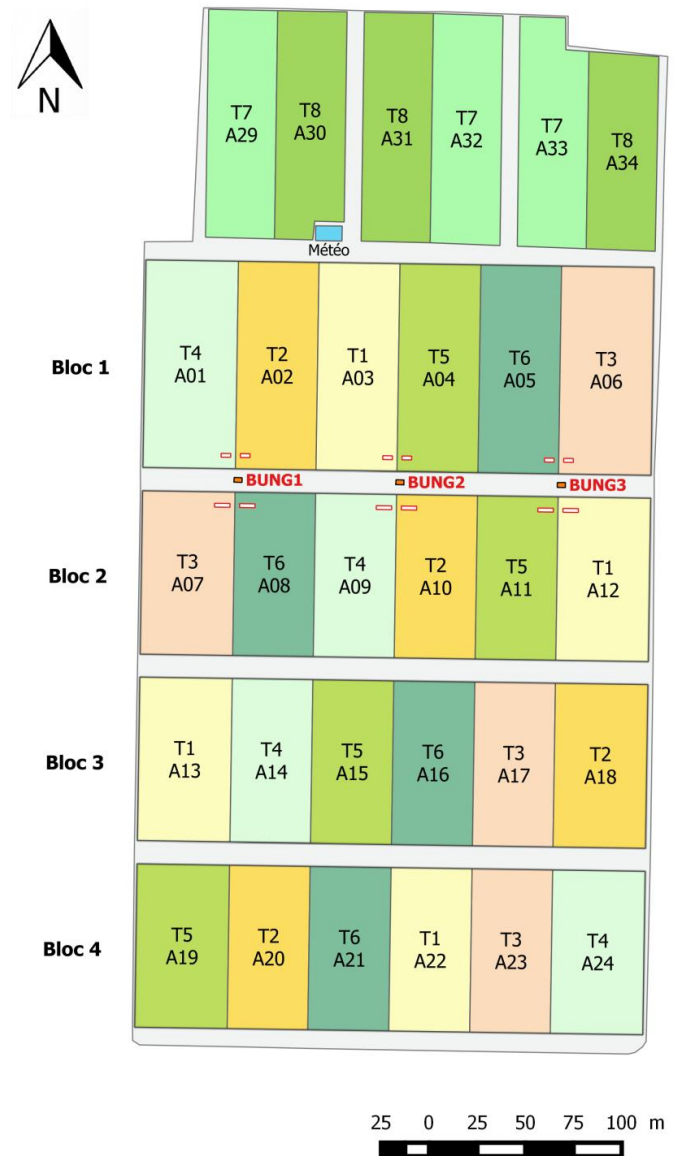


M&M. Study site

ACBB long-term experiment in Estrées-Mons (Hauts-de-France)

- 6 treatments in 4 randomized complete blocks design + 2 treatments in 3 randomized complete blocks design
- Soil is deep silt loam, pH is 8.2
- Climate is oceanic with continental influence (avg. air temperature 11°C, avg. Rainfall 638 mm·year⁻¹)

<https://www.soere-acbb.com/>




M&M. Experimental treatments

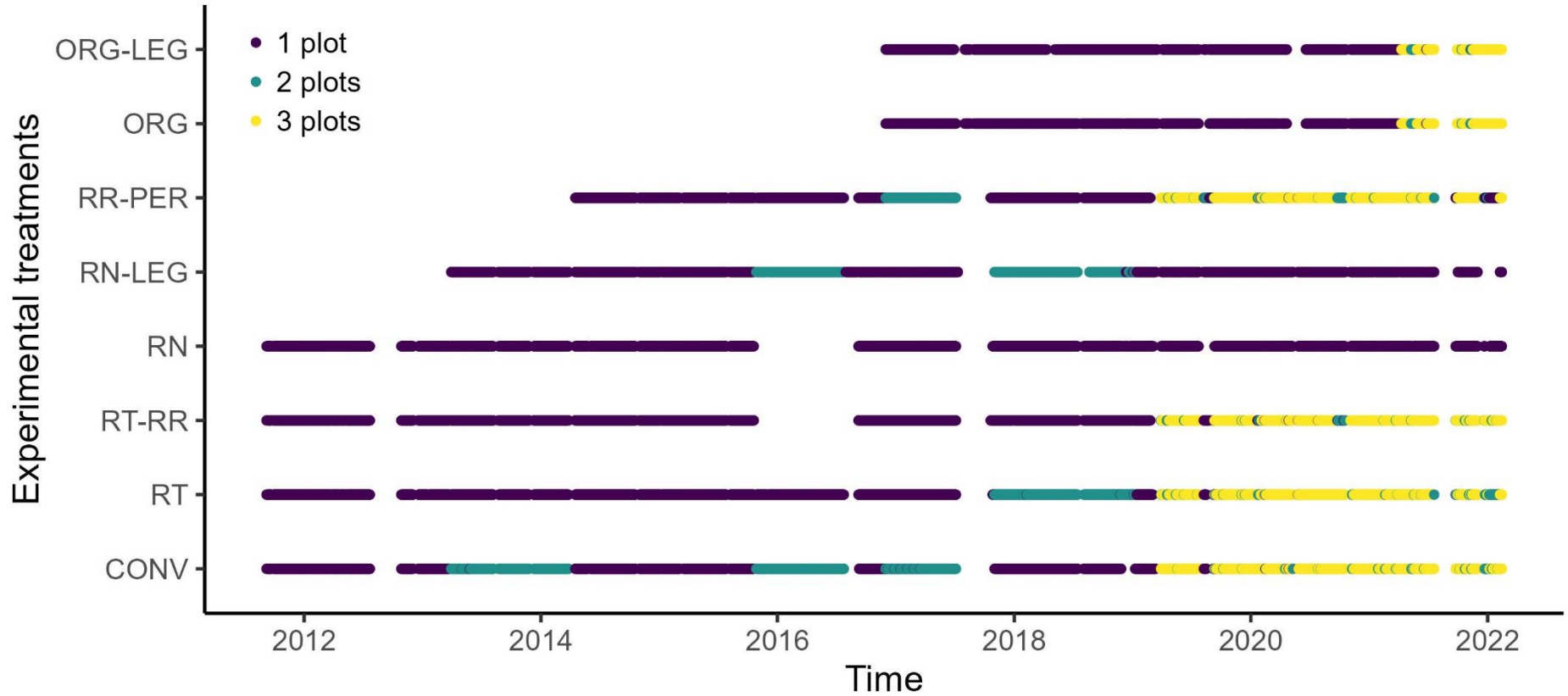
	CONV	RT	RT- RR	RN	RN- LEG	RR- PER	ORG	ORG- LEG
Plowing	✓	✗	✗	✓	✓	✗	✓	✓
Exportation of cash crop residues	✗	✗	✓	✗	✗	✓	✗	✗
Mineral N (% of ref. dose)	100%	100%	100%	35%	35%	100%	0%	0%
Legumes' frequency	low	low	low	low	high	low	low	high
Perennial crops within succession	✗	✗	✗	✗	✗	✓	✗	✗
Chemical protection	✓	✓	✓	✓	low	✓	✗	✗

M&M. Equipments

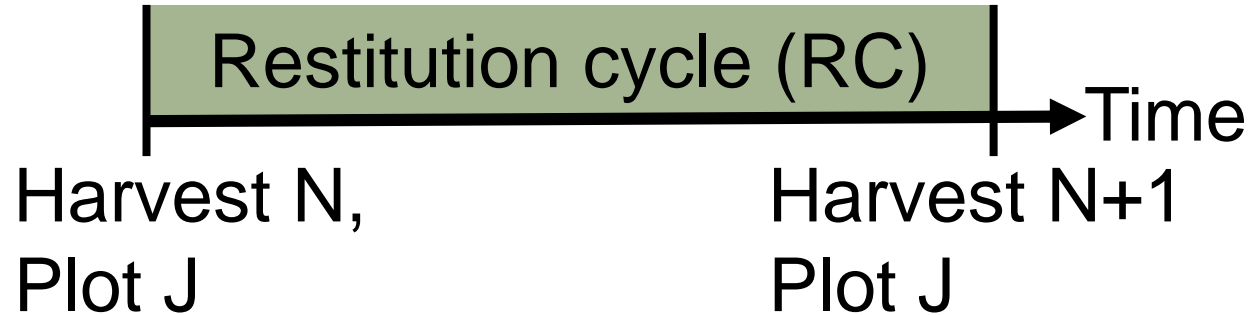
Database



M&M. N₂O sampling




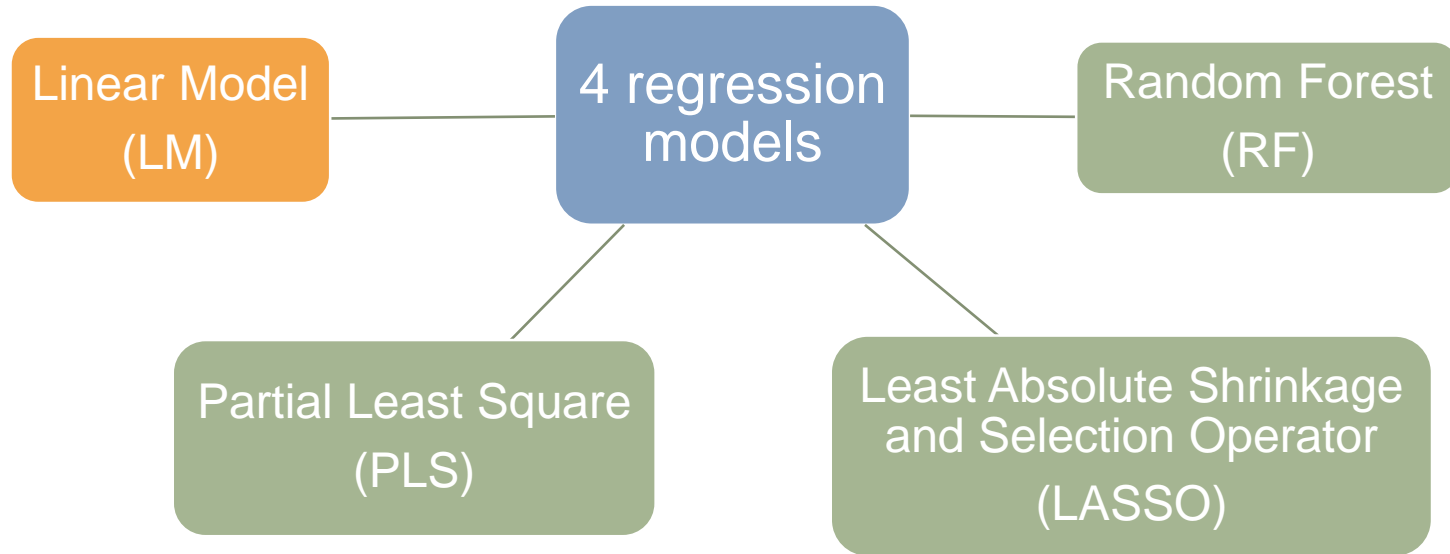
M&M. Restitution cycles



**Cumulative
N₂O
emissions**

- Crop residue biomass returned to the soil (C, N, dry matter)
- Weather
- Mineral nitrogen fertilization
- Soil moisture and temperature

M&M. Predict cumulative N₂O emissions in between two crop residues restitutions





R&D. dataset and ranking
crop residues among other
candidate drivers

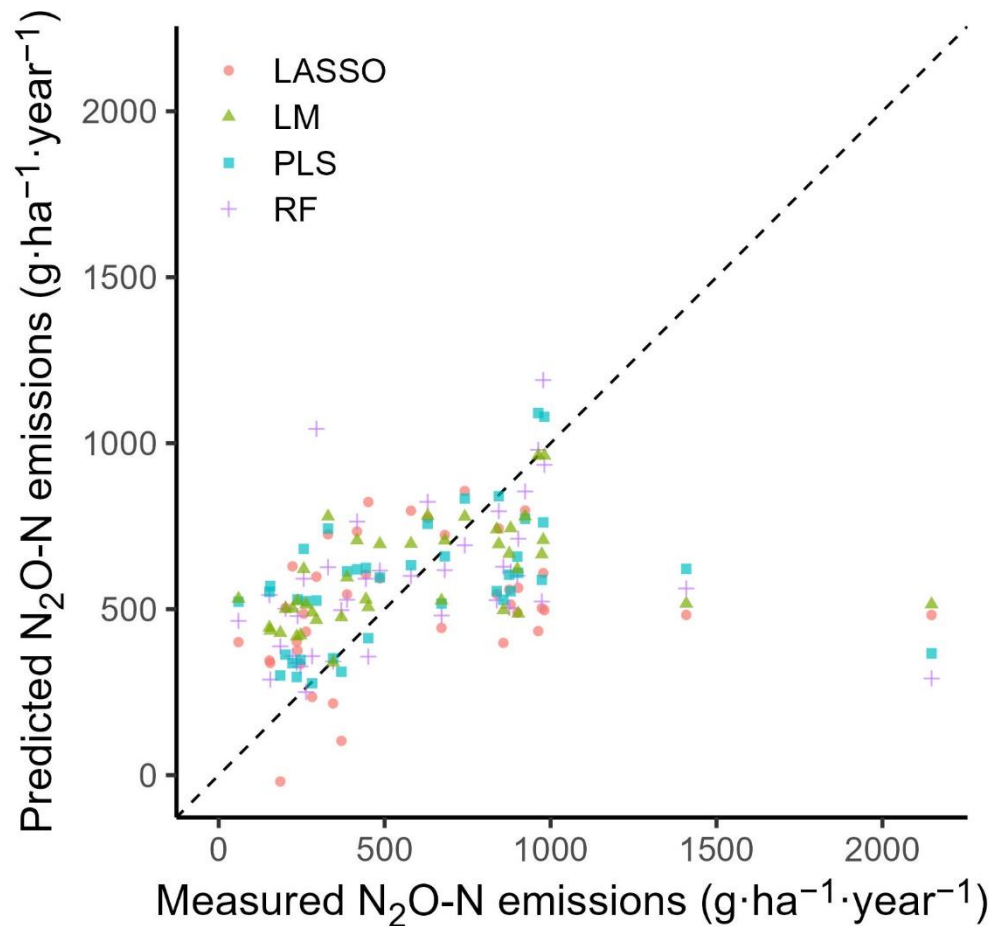
R&D. The dataset of 158 restitution cycles (RC)

25 candidate predictors including:

Variables	Minimum	Median	Max
RC duration (days)	109	253	646
Avg. WFPS (%)	34	63	79
Crop residue dry matter (kg·ha ⁻¹)	294	3 091	11 316
Avg. Crop residue C:N ratio	8	53	157
Mineral N ferti. (kg·ha ⁻¹)	0	15	220
N₂O-N emissions (g·ha⁻¹)	0	355	1584

R&D. Models

- 158 restitution cycles (118 used for training and 40 for testing)
- N-fertilizer-rate and RC duration are the main predictors
- C:N ratio of crop residues is the only other variable consistently showing up in the top 10 predictors for each model





Conclusion

- Modelling techniques used here performed similarly
- N-fertilizer-rate and RC duration are undisputed
- Crop residue management is not likely to lead to a significant change in N_2O emissions from arable cropping systems in Northern France