



HAL
open science

Simplified parametrized LCA user-friendly tool to eco-design reusable bottle scenarios

Samuel Le Féon, Caroline Pénicaud, Gwenola Yannou-Le Bris, Joël Aubin,
Caroline Malnoë, Julien Hilaire, Geneviève Gésan-Guiziou

► To cite this version:

Samuel Le Féon, Caroline Pénicaud, Gwenola Yannou-Le Bris, Joël Aubin, Caroline Malnoë, et al.. Simplified parametrized LCA user-friendly tool to eco-design reusable bottle scenarios. 14th International Conference LCA FOOD, Sep 2024, Barcelona, Spain, France. hal-04753585

HAL Id: hal-04753585

<https://hal.inrae.fr/hal-04753585v1>

Submitted on 25 Oct 2024

HAL is a multi-disciplinary open access archive for the deposit and dissemination of scientific research documents, whether they are published or not. The documents may come from teaching and research institutions in France or abroad, or from public or private research centers.

L'archive ouverte pluridisciplinaire **HAL**, est destinée au dépôt et à la diffusion de documents scientifiques de niveau recherche, publiés ou non, émanant des établissements d'enseignement et de recherche français ou étrangers, des laboratoires publics ou privés.

Simplified parametrized LCA user-friendly tool to eco-design reusable bottle scenarios

S. Le Féon^{1,2}, C. Pénicaud^{*1}, G. Yannou-Le Bris¹, J. Aubin², C. Malnoë², J. Hilaire⁴, G. Gésan-Guiziou³

1 Université Paris-Saclay, INRAE, AgroParisTech, UMR SayFood, 91120, Palaiseau, France
 2 UMR SAS, INRAE, Institut Agro, 65 rue de Saint Briec, 35042, Rennes, France
 3 UMR STLO, INRAE, Institut Agro, 65 rue de Saint Briec, 35042, Rennes, France
 4 DEVHIL, 35230, Saint-Erblon, France



INTRODUCTION

LCA is a reference methodology to assess the environmental impacts of agri-food systems. Non-practitioner stakeholders often find LCA **complex**, notably due to its resource-intensive nature and specialized knowledge requirements. It leads to:

- Preference for simpler methods (e.g., Carbon Footprint)
- Use of generic environmental profiles despite potential variability within systems
- Late integration of LCA in the development process (check and justify rather than eco-design)

Simplified tools are needed to help stakeholders to involve LCA in their decision process, **combining simplicity and scientific accuracy**.

OBJECTIVE

Simplified parametrized LCA models developed in the past decade, mostly applied to electricity production (Padey et al., 2013, Douziech et al., 2021)

We developed a user-friendly LCA software for **reusable bottle systems**, based on the generation of multiple simplified parametrized LCA models for various archetypes of a typology of systems. It aims to simply compare scenarios at the early stage of the development of a reusable bottles system within a territory.

The work consisted in:

- (1) Develop a **typology** of systems with stakeholders
- (2) Generate **simplified parametrized LCA models for each archetype**
- (3) Develop a **user interface**

METHODOLOGY

1. Typology of systems:

- Developed by interviewing eight stakeholders involved in the sector of reusable bottles
- Based on the main organisational parameters for the systems
- Each combination of modalities defines an archetype

RESULTS

Stock of bottles	Cleaning	Distance to cleaning	Production and bottling sites	Sale channels	Third-party for logistics	Bottle manufacturer	Market	Reverse vending machine	Collection	Bottle type ¹	Maturity of the system
Individual (to one producer)	Internalized	< 100 km	Same	Mix	Yes	In the area	Regional	No	Not integrated	75 cl brown bottle (beers)	< 5 years
Multivalized (between producers)	Externalized	> 100 km	Different	Direct sale	No	In the Country	National	Yes	Integrated	75 cl white bottle (sparkling drinks, lemonade type)	5 to 10 years
				Catering		In Europe	International			75 cl green bottle (cider type)	> 10 years
				Supermarkets						1 l white bottle (juices)	
				Groceries							

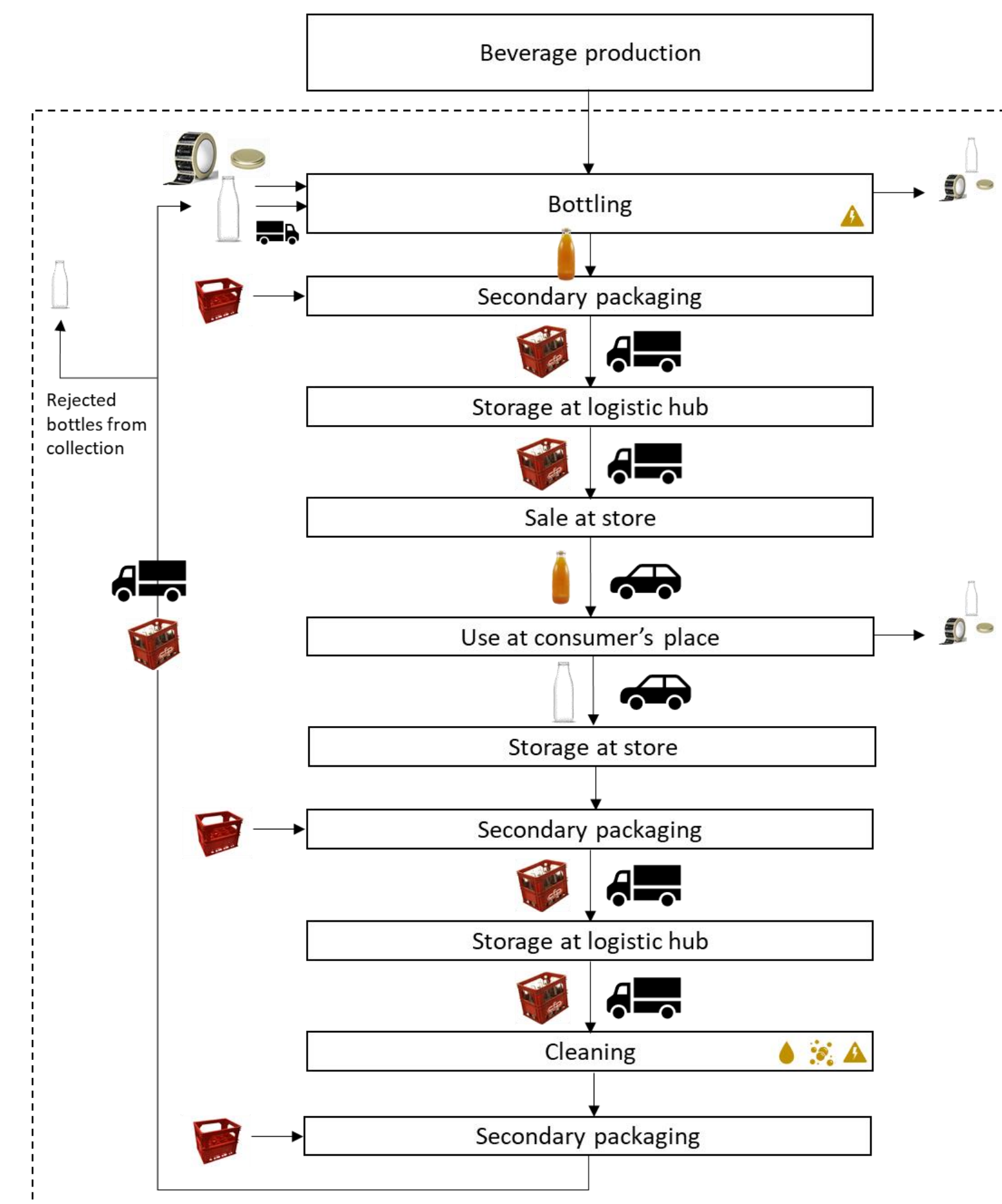
Typology (Example of Archetype #122111211111)

Simplified parametrized models generated for 1 672 archetypes

2. Simplified parametrized LCA models (for each archetype):

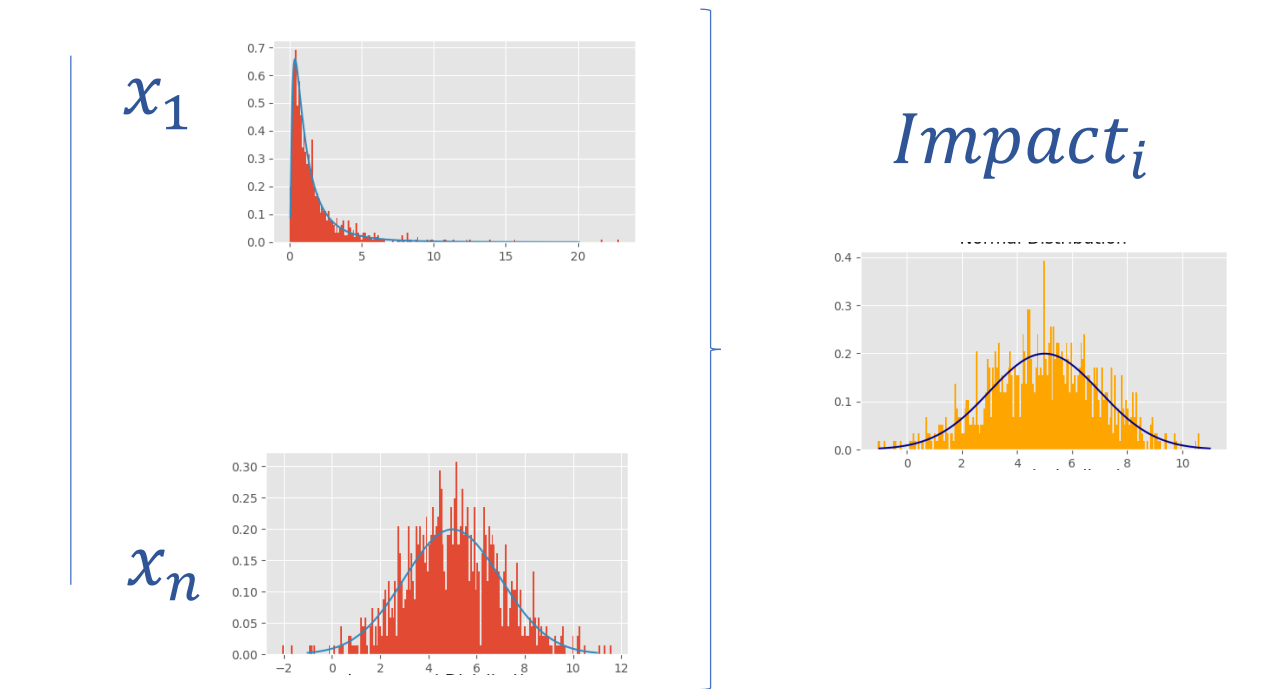
- Model a reference LCA model and the associated impact equations
- Simulate random systems through Monte-Carlo simulations
- Identify the key input parameters through Global Sensitivity Analysis and Sobol indices estimation
- Simplify the impact equations by setting non-key input parameters

LCA model (Example of Archetype #122111211111)

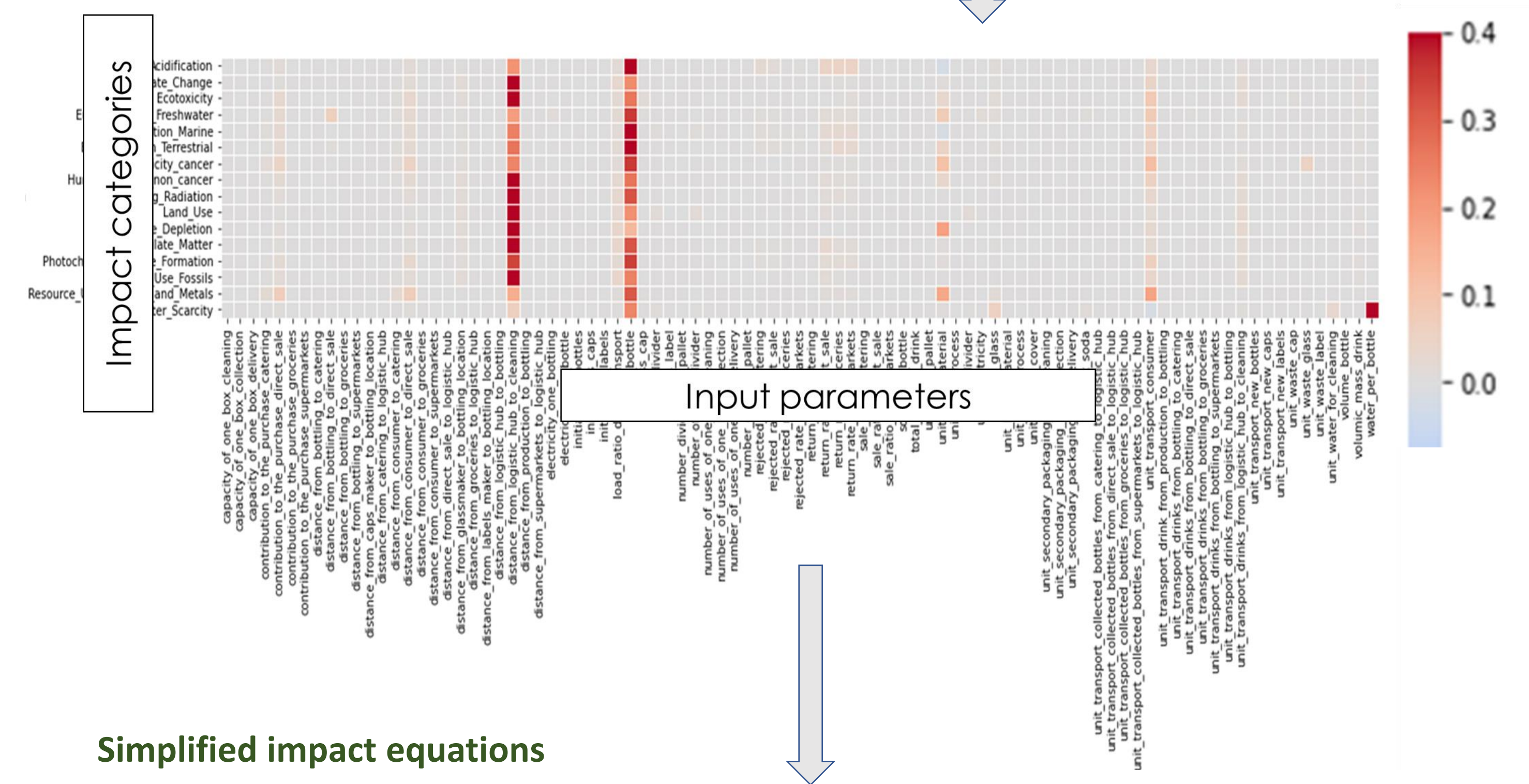


$$Impact_i = f(x_1, \dots, x_n)$$

Monte Carlo simulations



Identification of key input parameters (Sobol indices)



Simplified impact equations

$$Impact_i = f(x_1, \dots, x_n) \text{ becomes } Impact'_i = g(x_1, x_5, x_9)$$

SEAMPLE – the user-friendly interface

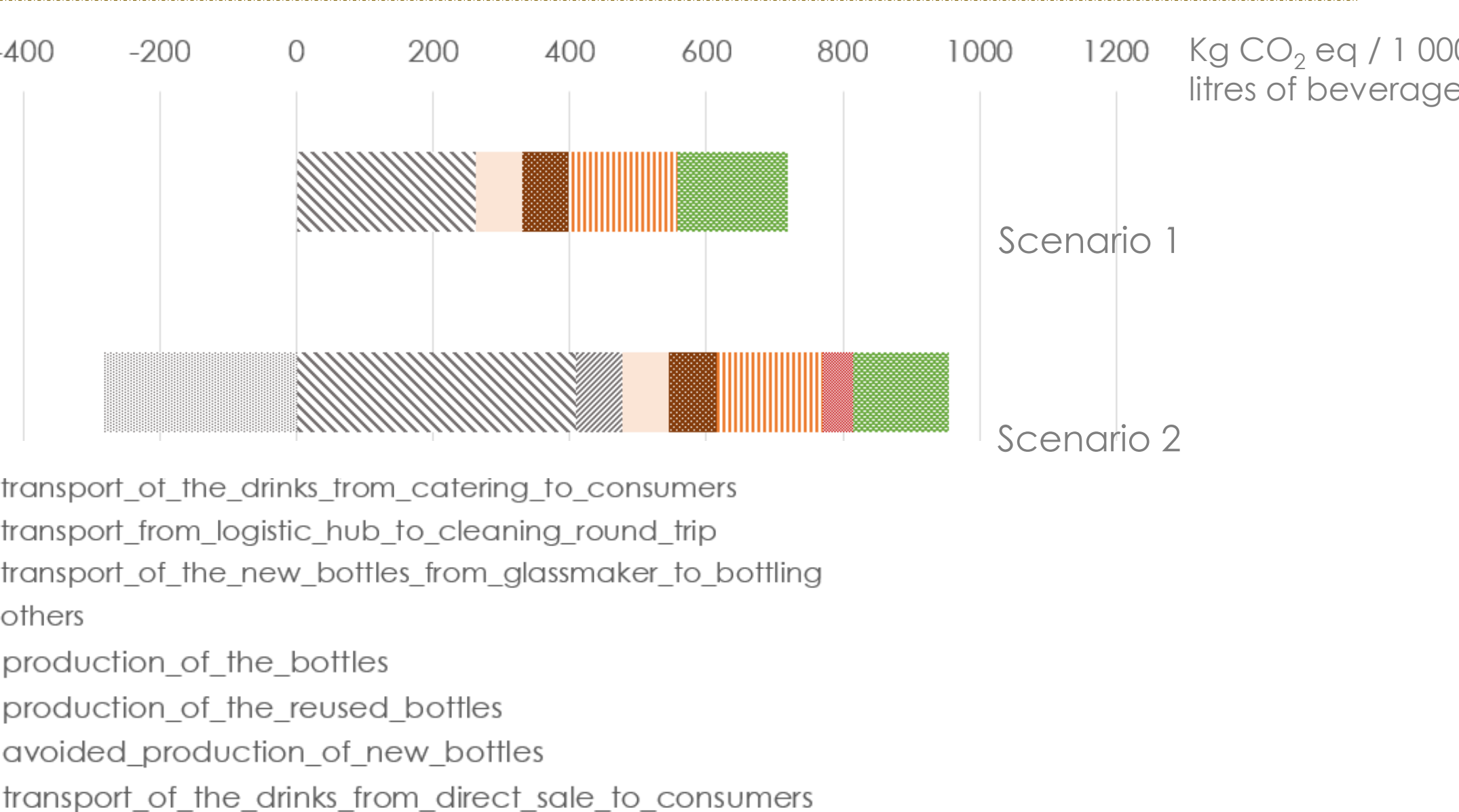
In Toolboxes, the user is asked for simple information concerning the system(s) to assess

Depending on these information, the user is asked to complete key data.

In this example the user models 2 scenarios of different archetypes

	Scenario 1	Scenario 2
mass_bottle (kg/bottle)	0,47	0,47
distance_from_logistic_hub_to_cleaning (km)	574	574
water_per_bottle (l/bottle)	0,5	0,5
contribution_to_the_purchase_direct_sale (%)	10	10
distance_from_bottling_to_direct_sale (km)	5	
distance_from_consumer_to_direct_sale (km)	5	
return_rate_direct_sale (%)	50	
number_of_previous_uses (#)		1
percentage_of_reused_bottles (%)		25

Finally, the user obtains comparison and contribution analysis of his scenarios (only climate change in the figure)



CONCLUSIONS

Simplified parametrized LCA models offer a valuable solution to the demand for simplification argued by stakeholders while preserving scientific accuracy. A key challenge in developing such models is ensuring their broad applicability. In this work, we address this by creating with experts a detailed typology of reusable bottle systems and generating simplified parametrized models for numerous archetypes. We've then developed a user-friendly interface that guides users through a simple process of selecting an appropriate archetype by providing simple information, then providing minimal key data. While these models cannot replace comprehensive LCA studies, they empower stakeholders to make informed decisions by incorporating environmental considerations at the early stage of projects. Future work will focus on enhancing the representativeness and improving the comprehensibility of the LCA results provided by the software.